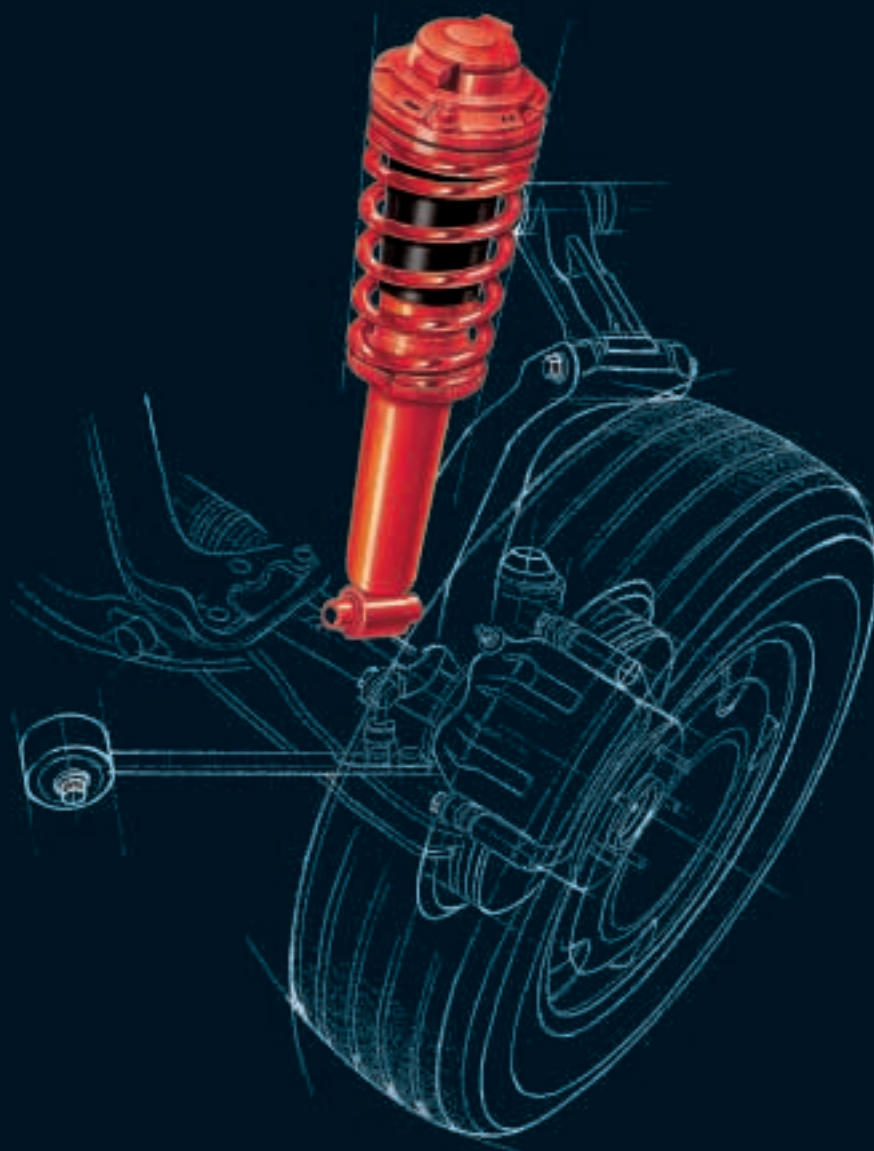

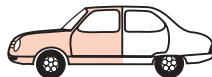


KAYABA



2003

SHOCK ABSORBER STOSSDÄMPFER AMORTISSEUR



| MODEL FAHRZEUG MODELE | YEAR JAHR ANNEE | FRONT/VORNE/AVANT | | | | REAR/HINTEN/ARRIERE | | | |
|-----------------------------|-----------------------|-------------------|------------------------------|--------------------------------|--|---------------------|------------------------------|--------------------------------|--|
| | | PREMIUM Oil | EXCEL-G* Twin-tube Gas | GAS-A-JUST Mono-tube Gas | | PREMIUM Oil | EXCEL-G* Twin-tube Gas | GAS-A-JUST Mono-tube Gas | |

Alfa Romeo (I)

Alfa 6

| | | | | | | | | | |
|------------------|--------|--------|--------|--------|---------|--|--|--|--|
| 2.0, 2.5, 2.5 TD | 79- 87 | 443127 | 343014 | 553073 | 0,8 | | | | |
|------------------|--------|--------|--------|--------|---------|--|--|--|--|

Alfa 33























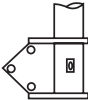



































| | | | | | | | | | |
|---|---|--|--------------------------------|--|---------|--------|--------|--|---------|
| 1.2, 1.3, 1.3 S, 1.5 1.5 Ti, 1.5 Quadrifoglio 1.7 Quadrifoglio, 1.8 TD Incl. Giardinetta Exc. (4WD) | (905) 6.83- 7.86 6.83- 7.86 - 2.87 | | | | 1,4 | 443221 | 343231 | | 1,7 |
| 1.2, 1.3, 1.3 S, 1.5 1.5 Ti, 1.5 Quadrifoglio Incl. Giardinetta Exc. (4WD) | (905) 8.86- 2.87 8.86- 2.87 | | | | 1,4 | | 343231 | | 1,7 |
| 1.2, 1.3, 1.3 S, 1.5 1.5 Ti, 1.5 Quadrifoglio 1.7 Quadrifoglio, 1.8 TD 1.7 ie Incl. Giardinetta Exc. (4WD) | (905) 3.87- 1.90 3.87- 1.90 3.87- 1.90 88- 1.90 | | 333857 L 333856 R | | 1,4 | | 343231 | | 1,7 |
| (2WD), (4WD) Exc. 1.7 i.e. 16V, 1.8 TD | (907) 90- 1.93 | | 333859 L 333858 R SM2000 | | 1,4 | | 343231 | | 1,7 |
| (2WD), (4WD) Exc. 1.7 i.e. 16V, 1.8 TD | (907) 2.93- | | SM2000 | | | | 343231 | | 1,7 |
| (2WD), (4WD) 1.7 i.e. 16V | 1.90- 3.90 | | 333859 L 333858 R SM2000 | | 1,4 | | 343231 | | 1,7 |
| (2WD) 1.7 i.e. 16V | 4.90- | | SM2000 | | | | | | 1,7 |
| (4WD) 1.7 i.e. 16V | 4.90- | | SM2000 | | | | 343231 | | 1,7 |
| 1.8TD | 1.90- | | SM2000 | | | | 343231 | | 1,7 |

Alfa 75, 90


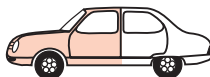
| | | | | | | | | | |
|--|-----------------------|--------|--------|--|---------|--------|--------|--|---------|
| Alfa 75 1.6, 1.8, 2.0, 2.5 i, 2.0 TD, 3.0 i Alfa 90 1.8, 2.0, 2.0 i, 2.5 i, 2.4TD | 5.85- 92 10.84- 89 | 443248 | 343235 | | 0,8 | 443249 | 343236 | | 0,7 |
|--|-----------------------|--------|--------|--|---------|--------|--------|--|---------|


































*Excel-G is a new name of SUPER
Excel-G ist der neue Name für SUPER
Excel-G est le nom nouveau pour SUPER




































| MODEL FAHRZEUG MODELE | YEAR JAHR ANNEE | FRONT/VORNE/AVANT | | |   | REAR/HINTEN/ARRIERE | | |   |
|---|-----------------------|-------------------|--|--|--|---------------------|------------------------------|---|--|
| | | PREMIUM Oil | EXCEL-G* Twin-tube Gas | GAS-A-JUST Mono-tube Gas | | PREMIUM Oil | EXCEL-G* Twin-tube Gas | GAS-A-JUST Mono-tube Gas | |
| Alfa Romeo (I) | | | | | | | | | |
| Alfa 145/146 | | | | | | | | | |
| 1.4 (1351 cc), 1.6 (1596 cc) 1.7-16V (1712 cc) | 94- 97 94- 97 | | 334916 L ¹⁾ 334915 R ¹⁾   SM2003 L  SM2004 R |  1,3 | | | 554077 |   0,9 | |
| 1.4 (1370 cc), 1.6 (1598 cc) 1.8 (1747 cc) 2.0 ti, 2.0 Quadrifoglio | 97- 97- 94- | | 334930 ²⁾   SM2003 L  SM2004 R |  1,3 | | | 554077 |   0,9 | |
| 1.9 TD | 94- | | 334917 ²⁾   SM2003 L  SM2004 R |  1,3 | | | 554077 |   0,9 | |
| 1)  2)  | | | | | | | | | |
| Alfa 147 | | | | | | | | | |
| 1.6, 2.0, 1.9 JTD | 00- | | 331900 |  | | | |  | |
| Alfa 155 | | | | | | | | | |
| Twin Spark 1.6, 1.7, 1.8, 2.0 1.9 Turbo Diesel Exc.  | 92- 97 | | 334917   SM2003 L  SM2004 R |  0,7 | | 344115 | 554077 |   0,9 | |
| 2.5 Turbo Diesel Exc.  | 93- 97 | | 334918   SM2003 L  SM2004 R |  0,7 | | 344115 | 554077 |   0,9 | |
| 2.5-V6 Exc.  | 92- 97 | | 334919   SM2003 L  SM2004 R |  0,7 | | 344115 | 554077 |   0,9 | |
| 2.0 Turbo 16V Q4 (4WD) Exc.  | 92- 96 | | 334918  SM2003 L  SM2004 R |  0,7 | | | 554077 |   0,9 | |
| Alfa 156  | | | | | | | | | |
| Twin Spark 1.6, 1.8, 2.0 2.5-V6 24V 1.9 JTD, 2.4JTD Exc. Sport sus. | 9.97- | | 331900 |  | | 334932 | |  | |
| ⊕ Sport sus. Twin Spark 1.6, 1.8, 2.0 2.5-V6 24V 1.9 JTD, 2.4JTD. | 9.97- | | |  | | | |  | |

*Excel-G is a new name of SUPER
Excel-G ist der neue Name für SUPER
Excel-G est le nom nouveau pour SUPER


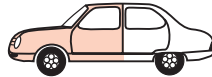



























































| MODEL FAHRZEUG MODELE | YEAR JAHR ANNEE | FRONT/VORNE/AVANT | | |   | REAR/HINTEN/ARRIERE | | |   |
|---|---|-------------------|------------------------------|--|--|---------------------|------------------------------|--------------------------------|--|
| | | PREMIUM Oil | EXCEL-G* Twin-tube Gas | GAS-A-JUST Mono-tube Gas | | PREMIUM Oil | EXCEL-G* Twin-tube Gas | GAS-A-JUST Mono-tube Gas | |
| Alfa Romeo (I) | | | | | | | | | |
| Alfa 156  | | | | | | | | | |
| Sport Wagon Twin Spark 1.6, 1.8, 2.0 2.5-V6 24V 1.9 JTD, 2.4JTD. | 5.00- | | 331900 | |  | | | |  |
| Alfa 164 | | | | | | | | | |
| 2.0 Twin Spark/Turbo 2.5 Turbo Diesel 3.0-V6 ( → 6183988) Exc.  , Quadrifoglio | 87-1090 87-1090 87-1090 | | 334920 |  SM2001 |  1,4 | | 334801 | |  1,8 |
| 2.0 Twin Spark/Turbo 2.0-V6 Turbo 2.5 Turbo Diesel 3.0-V6 ( 6183989→) Exc.  , Quadrifoglio, Q4 () | 11.90- 9.98 91- 9.98 11.90- 9.98 11.90- 9.98 | | 334800 |  SM2002 |  1,4 | | 334801 | |  1,8 |
| Alfa 166 | | | | | | | | | |
| 2.0 T.Spark, 2.0 V6 2.5 V6-24V, 3.0 V6-26 2.4 JTD | 9.98- | | 341910 | |  | | 341911 | |  |
| Alfa Sud | | | | | | | | | |
| 1.2, 1.3, 1.5 L & Ti (901) Giardinetta 1.5 Sprint Veloce | 72- 85 75- 82 77- 3.82 | | | | | 441044 | | 551019 |  0,6 |
| Sprint Ti Quadrifoglio (Alfa 33-sus.) (901) | 84- 90 | | |  SM2000 | | 443221 | 343231 | |  0,6 |
| Alfetta | | | | | | | | | |
| 1.6 1.6 GT 1.8 1.8 GT 2.0 2.0 GTV, 2.5 GTV, 2.0 Turbo Delta Turbo Diesel 2.5 -V6 GTV | 75 - 84 76- 85 72- 84 74- 85 77- 84 76- 85 79- 86 80-11.84 | 443127 | 343014 | 553073 |  0,8 | 443128 | 343015 | 554031 |  0,8 |
| 2.0 GTV 2.5 GTV | 85- 90 85- 90 | 443248 | 343235 | |  0,8 | 443249 | 343236 | |  0,8 |
| Arna | | | | | | | | | |
| 1.2 SL, 1.3, 1.5 Ti | 11.84- 86 | | |  SM2000 | | | 342008 | |  0,8 |
| Giulia | | | | | | | | | |
| 1300  1600  1750 Berlina, GTV, Spider Montreal 2000 Berlina, GTV, Spider Diesel | 67- 80 67- 74 68- 72 70- 76 71- 76 76- 78 | 443114 | 343051 | 553072 |  0,9 | 443126 | | 551027 |  1,1 |



| MODEL FAHRZEUG MODELE | YEAR JAHR ANNEE | FRONT/VORNE/AVANT | | |  | REAR/HINTEN/ARRIERE | | |  |
|--|----------------------------|----------------------|---|------------------|--|--|--|----------------------|--|
| | | PREMIUM | EXCEL-G* | GAS-A-JUST | | PREMIUM | EXCEL-G* | GAS-A-JUST | |
| | | Oil | Twin-tube Gas | Mono-tube Gas | | Oil | Twin-tube Gas | Mono-tube Gas | |
| Alfa Romeo (I) | | | | | | | | | |
| Giulietta | | | | | | | | | |
| 1.3, 1.6 1.8 2.0 | 77- 86 79- 86 80- 86 | 443127 | 343014 | 553073 |  0,8 | 443128 | 343015 | 554031 |  0,8 |
| GTV (916) | | | | | | | | | |
| 1.8-16V Twin Spark 2.0-16V Twin Spark | 11.94- | | 334913 | |  | | | 553205 |  0,8 |
| 2.0 V6 Turbo | 11.94- | | 334914 ▼ | |  | | | 553205 |  0,8 |
| 3.0 V6 Turbo | 11.96- | | | |  | | | 553205 |  0,8 |
| Spider (916) | | | | | | | | | |
| 1.8-16V Twin Spark 2.0-16V Twin Spark | 11.94- | | 334913 | |  0,9 | | | 553205 |  0,8 |
| 3.0 V6 | 11.94- | | 334914 ▼ | |  0,9 | | | 553205 |  0,8 |
| Audi (D) | | | | | | | | | |
| 50 | | | | | | | | | |
|  | 9.74- 78 | 663035 ¹⁾ | 363043 ¹⁾ <u>373025¹⁾</u>  915410  SM1703 | |  2,6 | 441019 ²⁾ 443165 ³⁾ | 341023 ²⁾ 343165 ³⁾ <u>351004²⁾</u>  915412 | 551015 ²⁾ |  0,9 |
| 1)  RN-001 2)   KYB 3)   OE | | | | | | | | | |
| 80 (72-78) | | | | | | | | | |
|  | 72- 8.78 | 664001 | 364001 | |  2,6 | 441001  915700 | 341033 | 551002 |  0,7 |
|  Variant | 75- 8.78 | 664001 | 364001 | |  2,6 | 443049  915700 | 343089 | 554018 |  |

*Excel-G is a new name of SUPER
Excel-G ist der neue Name für SUPER
Excel-G est le nom nouveau pour SUPER




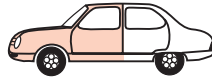
| MODEL FAHRZEUG MODELE | YEAR JAHR ANNEE | FRONT/VORNE/AVANT | | |  | REAR/HINTEN/ARRIERE | | |  |
|--|--------------------------|----------------------|---|--|--|---|------------------------------|--|---|
| | | PREMIUM Oil | EXCEL-G* Twin-tube Gas | GAS-A-JUST Mono-tube Gas | | PREMIUM Oil | EXCEL-G* Twin-tube Gas | GAS-A-JUST Mono-tube Gas | |
| Audi (D) | | | | | | | | | |
| 80/90  , 80 Variant/Avant  (78-91) | | | | | | | | | |
| 80  (Exc. Quattro) 90  (Exc. Quattro) | 9.78- 86 10.84- 86 | 665030 ⁴⁾ | 365008 ⁴⁾ <u>375008⁴⁾</u>  915410  SM1702 |  2,9 | 441022 | 341003 <u>351005</u>  915700 | 551020 |  0,9 | |
| 80 Quattro (81) 90 Quattro (81) Exc. Sport sus. | 9.83- 8.86 9.84-12.86 | 665030 ⁴⁾ | 365008 ⁴⁾ <u>375008⁴⁾</u>  915410  SM1702 |  2,9 | 666002 | 366006 <u>376002</u> | |  3,6 | |
| 80   90   Exc. Quattro, Sport sus., 2.3, 2.3-20V | 10.86- 8.91 87- 8.91 | 665030 ⁴⁾ | 365008 ⁴⁾ <u>375008⁴⁾</u>  915410  SM1702 |  2,9 | 441022 | 341003 <u>351005</u>  915700 | 551020 |  0,9 | |
| 80 Quattro (89) 90 Quattro (89) Exc. Sport sus., 2.3, 2.3-20V | 9.86- 8.91 1.87- 8.91 | 665030 ⁴⁾ | 365008 ⁴⁾ <u>375008⁴⁾</u>  915410  SM1702 |  2,9 | 666002 | 366006 <u>376002</u> | |  3,6 | |
| 80  , Variant/Avant  (91-95) | | | | | | | | | |
| 80 (B4) 1.6, 2.0, 2.0E, 2.3E, 1.9TD, 1.9 TDI Exc. Sport sus., Quattro,  | 9.91- 95 | 665030 ⁴⁾ | 365008 ⁴⁾ <u>375008⁴⁾</u>  915410  SM1702 |  2,9 | 441901 | 341901 <u>351006</u>  915700 | 551055 |  0,9 | |
| 80 (B4) 2.6E, 2.8E Exc. Sport sus., Quattro | 9.91- 95 | | 365008 ⁴⁾ <u>375008⁴⁾</u>  915410  SM1702 |  2,9 | | 341901 <u>351006</u>  915700 | 551055 |  0,9 | |
| 80 (B4)  Sport sus.  Exc. Quattro | 9.91- 95 | | 365008 ⁴⁾ <u>375008⁴⁾</u>  SM1702 |  2,9 | | 341132 <u>351006</u>  915700 | 551056 |  0,9 | |
| 80 (B4)    Exc. Quattro | 9.91- 95 | | |  | | | |  | |
| 80 (B4) Quattro  2.0 E, 2.3 E, 2.6 E, 2.8 E  2.3 E, 2.6 E, 2.8 E Incl. Sport sus. | 92- 95 | | 365008 ⁴⁾ <u>375008⁴⁾</u>  SM1702 |  2,9 | | | | | |
| 4)  RN-002 | | | | | | | | | |



































































*Excel-G is a new name of SUPER
Excel-G ist der neue Name für SUPER
Excel-G est le nom nouveau pour SUPER



| MODEL FAHRZEUG MODELE | YEAR JAHR ANNEE | FRONT/VORNE/AVANT | | | | REAR/HINTEN/ARRIERE | | | |
|---------------------------------------|-----------------------|-------------------|--|--------------------------------|---------|----------------------|--|--------------------------------|---------|
| | | PREMIUM Oil | EXCEL-G* Twin-tube Gas | GAS-A-JUST Mono-tube Gas | | PREMIUM Oil | EXCEL-G* Twin-tube Gas | GAS-A-JUST Mono-tube Gas | |
| Audi (D) | | | | | | | | | |
| 100 , 100 Avant | | | | | | | | | |
| | 68- 73 | | 345001 | | | | 343069 | 554001 | |
| | 8.73-3.74 | | 345001 | | | | 341014 | | |
| 5100108 → | 4.74- 76 | 445004 | 345002 | | | 441002 | 341014 | | |
| | 76- 8.82 | 666001 | 366002 | | 3,2 | 443111 | 343013 | 554025 | 0,7 |
| Exc. Quattro | 9.82- 90 | 666001 | 366002 <u>376001</u> | | 3,2 | 441040 | 341016 <u>351017</u> | | 0,7 |
| | | | 915702 SM1710 | | | | | | |
| Exc. Sport sus., Quattro, S 4, | (C 4) 12.90- 94 | 666001 | 366002 <u>376001</u> | | 3,2 | 441902 ¹⁾ | 341902 ¹⁾ <u>351018¹⁾</u> | | 0,7 |
| | | | 915703 SM1709 | | | 915705 ¹⁾ | | | |
| Sport sus. Exc. Quattro, S4 | (C 4) 12.90- 94 | | 366002 <u>376001</u> | | 3,2 | | 341902 ¹⁾ <u>351018¹⁾</u> | | 0,7 |
| | | | SM1709 | | | | | | |
| Quattro Exc. Sport sus., S4, | (C 4) 10.84- 94 | 666001 | 366002 | | 3,2 | | 341205 ¹⁾ | | 1,7 |
| | | | SM1710 ²⁾ SM1709 ³⁾ | | | | | | |
| Quattro Sport sus. Exc. S4 | (C 4) 10.84- 94 | | 366002 | | 3,2 | | 341206 ¹⁾ | | 1,7 |
| | | | SM1710 ²⁾ SM1709 ³⁾ | | | | | | |
| S4. Incl. Sport sus. | (C 4) 92- 94 | | <u>376001</u> | | 3,2 | | <u>351020¹⁾</u> | | 1,7 |
| 1) Exc. 2) 10.84 - 12.90 3) 91 - 94 | | | | | | | | | |
| 200 , 200 Avant | | | | | | | | | |
| | 80- 8.83 | 666001 | 366002 | | 3,2 | 443111 | 343013 Exc. | 554025 | 0,7 |
| Exc. Quattro | 9.83- 90 | 666001 | 366002 <u>376001</u> | | 3,2 | 441040 | 341016 <u>351017</u> | | 0,7 |
| | | | 915702 SM1710 | | | | Exc. | | |

*Excel-G is a new name of SUPER
Excel-G ist der neue Name für SUPER
Excel-G est le nom nouveau pour SUPER

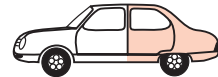
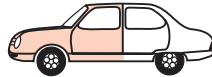










































































| MODEL FAHRZEUG MODELE | YEAR JAHR ANNEE | FRONT/VORNE/AVANT | | |  | REAR/HINTEN/ARRIERE | | |  |
|--|-----------------------|-------------------|---|--|--|--|------------------------------|--|---|
| | | PREMIUM Oil | EXCEL-G* Twin-tube Gas | GAS-A-JUST Mono-tube Gas | | PREMIUM Oil | EXCEL-G* Twin-tube Gas | GAS-A-JUST Mono-tube Gas | |
| Audi (D) | | | | | | | | | |
| 200  , 200 Avant  | | | | | | | | | |
| Quattro  Exc. Sport sus., 2.3-20V Turbo | 86- 90 | 666001 | 366002  SM1710 |  3,2 | | 341205 Exc.  | |  1,7 | |
| Quattro 2.3-20V Turbo Incl.  Sport sus. | 86- 90 | | 366002  SM1710 |  3,2 | | 341206 Exc.  | |  1,7 | |
| Quattro  Sport sus.  | 86- 90 | | 366002  SM1710 |  3,2 | | 341206 Exc.  | |  1,7 | |
| A2 | | | | | | | | | |
|  | 00- | | |  | | 343328 | |  | |
| A3  | | | | | | | | | |
|  1.6, 1.8, 1.8 Turbo, 1.9TDI Exc. Sport sus., | 96- 7.99 | 634099▼ 634812 | 334220▼ 334812 <u>324016</u>  915415  SM1708 |  | | 343280  915400 | 553206 <u>243037</u> |  | |
|  1.6, 1.8, 1.8 Turbo, 1.9TDI Exc. Sport sus., | 8.99- | 634099▼ 634812 | 334220▼ 334812 <u>324016</u>  915415  SM1708 |  | | 343280  915400 | 553206 <u>243037</u> |  | |
|   Sport sus.  | 96- 7.99 | | 334220▼ 334812 <u>324016</u>  915415  SM1708 |  | | | 553206 <u>243037</u> |  | |
|   Sport sus.  | 8.99- | | 334220▼ 334812 <u>324016</u>  915415  SM1708 |  | | | 553206 <u>243037</u> |  | |
| Quattro  Exc. Sport sus., S3 | 96- 7.99 | 634099▼ 634812 | 334220▼ 334812 <u>324016</u>  915415  SM1708 |  | | 343310 | 553243 <u>243038</u> |  | |
| Quattro  Exc. Sport sus., S3 | 8.99- | |  915415  SM1708 |  | | | 553243 <u>243038</u> |  | |
| Quattro  Sport sus.  Exc. S3 | 96- 7.99 | | 334220▼ 334812 <u>324016</u>  915415  SM1708 |  | | | 553243 <u>243038</u> |  | |



| MODEL FAHRZEUG MODELE | YEAR JAHR ANNEE | FRONT/VORNE/AVANT | | | | REAR/HINTEN/ARRIERE | | | |
|--|-----------------------|-------------------|--|--------------------------------|--|--|------------------------------|--------------------------------|--|
| | | PREMIUM Oil | EXCEL-G* Twin-tube Gas | GAS-A-JUST Mono-tube Gas | | PREMIUM Oil | EXCEL-G* Twin-tube Gas | GAS-A-JUST Mono-tube Gas | |
| Audi (D) | | | | | | | | | |
| A3 | | | | | | | | | |
| Quattro ⊕ Sport sus. Exc. S3 | 8.99- | | SM1708 | ⊕ | | | 553243 <u>243038</u> | ⊕ | |
| Quattro ⊕ Exc. S3 | 96- 7.99 | | 334220▼ 334812 SM1708 | ⊕ | | 344301 | | ⊕ | |
| Quattro ⊕ Exc. S3 | 8.99- | | SM1708 | ⊕ | | 344301 | | ⊕ | |
| A4 , A4 Avant | | | | | | | | | |
| Exc. Sport sus., Quattro (B5) | 94- 1.99 | | 341904 ¹⁾ <u>351016²⁾</u> | ⊥ ⊗ 1,6 | | 343271 ²⁾ <u>353014²⁾</u> | | ⊥ ⊗ 1,6 | |
| ⊕ Sport sus. Exc. Quattro (B5) | 94- 1.99 | | <u>351016²⁾</u> | ⊥ ⊗ 1,6 | | 343271 ²⁾ <u>353014²⁾</u> | | ⊥ ⊗ 1,6 | |
| Quattro (B5) 1.8, 1.8 Turbo, 2.6, 2.8, 1.9TDi, 2.5TDi Exc. Sport sus., S4 | 94- 1.99 | | 341904 ¹⁾ <u>351016²⁾</u> | ⊥ ⊗ 1,6 | | 341909 | | ⊕ | |
| Quattro ⊕ Sport sus. (B5) 1.8, 1.8 Turbo, 2.6, 2.8, 1.9TDi, 2.5TDi Exc. S4 | 94- 1.99 | | <u>351016²⁾</u> | ⊥ ⊗ 1,6 | | | | | |
| Exc. Sport sus., Quattro, (B6) | 2.99-11.00 | | 341904 ¹⁾ <u>351016²⁾</u> | ⊥ ⊗ 1,6 | | 343302 ²⁾ <u>353016²⁾</u> | | ⊥ ⊗ | |
| ⊕ Sport sus. Exc. Quattro (B6) | 2.99-11.00 | | <u>351016²⁾</u> | ⊥ ⊗ 1,6 | | 343302 ²⁾ <u>353016²⁾</u> | | ⊥ ⊗ | |
| Quattro Exc. Sport sus., S4 (B6) | 2.99-11.00 | | 341904 ¹⁾ <u>351016²⁾</u> | ⊥ ⊗ 1,6 | | | | ⊕ | |
| Quattro ⊕ Sport sus. (B6) Exc. S4 | 2.99-11.00 | | <u>351016²⁾</u> | ⊥ ⊗ 1,6 | | | | ⊕ | |
| 1) 2) | | | | | | | | | |

*Excel-G is a new name of SUPER
Excel-G ist der neue Name für SUPER
Excel-G est le nom nouveau pour SUPER




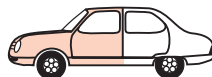
| MODEL FAHRZEUG MODELE | YEAR JAHR ANNEE | FRONT/VORNE/AVANT | | |   | REAR/HINTEN/ARRIERE | | |   |
|---|-----------------------|-------------------|------------------------------|--|--|--|------------------------------|--|---|
| | | PREMIUM Oil | EXCEL-G* Twin-tube Gas | GAS-A-JUST Mono-tube Gas | | PREMIUM Oil | EXCEL-G* Twin-tube Gas | GAS-A-JUST Mono-tube Gas | |
| Audi (D) | | | | | | | | | |
| A4  , A4 Avant  | | | | | | | | | |
|  (8E) 1.6, 1.8 Turbo, 2.0, 3.0 1.9 TDi, 2.5 TDi Exc. Sport,  , Quattro | (8E) | 11.00- | | 341299 ²⁾ | |   | | |   |
|  Sport sus.  (8E) 1.6, 1.8 Turbo, 2.0, 3.0 1.9 TDi, 2.5 TDi Exc. Quattro | (8E) | 11.00- | | 341299 ²⁾ | |   | | |   |
| Quattro  (8E) 1.8 Turbo, 3.0, 2.5 TDi Exc. Sport,  | (8E) | 11.00- | | | | | | | |
| Quattro  Sport sus.  (8E) 1.8 Turbo, 3.0, 2.5 TDi | (8E) | 11.00- | | | | | | | |
| A6  , A6 Avant  | | | | | | | | | |
|  (C4) Exc. Sport sus., Quattro,  | (C4) | 94- 97 | 666001 | 366002 <u>376001</u>   | |  3,2 | 441902 ¹⁾ | 341902 ¹⁾ <u>351018</u> ¹⁾  |   1,1 |
|  Sport sus.  (C4) Exc. S6 | (C4) | 94- 97 | | 366002 <u>376001</u>  | |  3,2 | | 341902 ¹⁾ <u>351018</u> ¹⁾ |   1,1 |
| Quattro C (C4) Exc. Sport sus., S6,  | (C4) | 94- 97 | 666001 | 366002  | |  3,2 | | 341205 ¹⁾ |   1,7 |
| Quattro  Sport sus.  (C4) Exc. S6 | (C4) | 94- 97 | | 366002  | |  3,2 | | 341206 ¹⁾ |   1,7 |
| S6  (C4) Incl.  Sport sus. | (C4) | 94- 97 | | <u>376001</u> | |  3,2 | | <u>351020</u> ¹⁾ |   1,7 |
|  (4B) Exc. Sport sus., Quattro, S6,  | (4B) | 97- | | 341207 ²⁾ | |   | | 343281 ¹⁾ | 553207 ¹⁾   |
|  Sport sus.  (4B) Exc. Quattro, S6,  | (4B) | 97- | | 341207 ²⁾ | |   | | | 553207 ¹⁾   |
| 1)  Exc.  2)   3)  | | | | | | | | | |

















































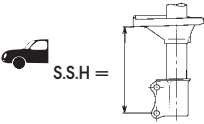
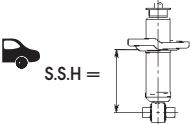
*Excel-G is a new name of SUPER
Excel-G ist der neue Name für SUPER
Excel-G est le nom nouveau pour SUPER


























































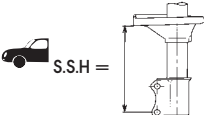
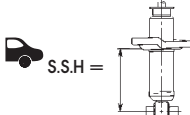
| MODEL FAHRZEUG MODELE | YEAR JAHR ANNEE | FRONT/VORNE/AVANT | | | | REAR/HINTEN/ARRIERE | | | |
|---------------------------------------|--------------------------|----------------------|--|--------------------------------|--|---------------------|------------------------------|--------------------------------|--|
| | | PREMIUM Oil | EXCEL-G* Twin-tube Gas | GAS-A-JUST Mono-tube Gas | | PREMIUM Oil | EXCEL-G* Twin-tube Gas | GAS-A-JUST Mono-tube Gas | |
| Audi (D) | | | | | | | | | |
| A6 , A6 Avant | | | | | | | | | |
| Quattro (4B) Exc. Sport sus., S6, | 97- | | 341207 ²⁾ | | | | | | |
| Quattro Sport sus. (4B) Exc. S6, | 97- | | 341207 ²⁾ | | | | | | |
| Cabrio | | | | | | | | | |
| | 6.91- | | 365008 ³⁾ <u>375008³⁾</u> SM1702 | | | | | | |
| Coupé | | | | | | | | | |
| GT5E GT | 8.83- 9.88 8.81- 9.88 | 665030 ³⁾ | 365008 ³⁾ <u>375008³⁾</u> | | | 441022 | 341003 <u>351005</u> | 551020 | |
| Quattro (85) Exc. Sport sus. | 9.84- 9.88 | 665030 ³⁾ | 365008 ³⁾ <u>375008³⁾</u> | | | 666002 | 366006 <u>376002</u> | | |
| (89) Incl. Sport sus. Exc. 2.0 | 10.88- | | 365008 ³⁾ <u>375008³⁾</u> | | | | 341153 <u>351015</u> | | |
| Quattro (89) Exc. S2 | 10.88- | | 365008 ³⁾ <u>375008³⁾</u> | | | | 366008 <u>376003</u> | | |
| S2 Quattro (89) | 90- | | | | | | 366008 <u>376003</u> | | |
| 1) Exc. 2) 3) | | | | | | | | | |
| TT Coupé | | | | | | | | | |
| 1.8T Exc. Sport sus. | 10.98- | | | | | | | 553206 | |
| 1.8T Quattro Exc. Sport sus. | 10.98- | | | | | | | 553243 | |

*Excel-G is a new name of SUPER
Excel-G ist der neue Name für SUPER
Excel-G est le nom nouveau pour SUPER


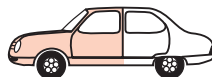


| MODEL FAHRZEUG MODELE | YEAR JAHR ANNEE | FRONT/VORNE/AVANT | | |  | REAR/HINTEN/ARRIERE | | |  |
|---|--|--------------------|--|--------------------------------|---|---------------------|--|--------------------------------|---|
| | | PREMIUM Oil | EXCEL-G* Twin-tube Gas | GAS-A-JUST Mono-tube Gas | | PREMIUM Oil | EXCEL-G* Twin-tube Gas | GAS-A-JUST Mono-tube Gas | |
| Audi (D) | | | | | | | | | |
| TT Roadster  | | | | | | | | | |
| (2WD) 1.8T Exc. Sport sus. | 10.98- | | | |  | | 343280 | 553206 |  |
| | | |  SM1708 | | | | | | |
| (4WD) 1.8T Quattro Exc. Sport sus. | 10.98- | | | |  | | | 553243 |  |
| | | |  SM1708 | | | | | | |
| V8 | | | | | | | | | |
| V8-3.6 V8-4.2 | 88- 94 91- 94 | | 366002 | |  3,2 | | 341206 Exc.  | |  1,7 |
| Austin-Rover Group (GB) | | | | | | | | | |
| Austin, Morris | | | | | | | | | |
|  Seven 850, Cooper (S) Mini Car 850, 1000, 1275 GT Mini Clubman Mini-Minor Mini-Cooper Hornet | 59- 74 76- 76- 59- 76 61- 64 62- 64 | 442001 | 342001 | 552018 |   0,7 | 442002 | 342002 | 552019 |   1,5 |
|  Seven 850 Van, Countryman, Pick-up Mini Clubman Estate Mini Countryman Van, Pickup | 59- 76 76- 61- 69 | 442001 | 342001 | 552018 |   0,7 | 442003 | 342006 | |   1,5 |
| Mini Metro  Incl.  | 80- | 442031 | 342016 | |   1,3 | | | | |
| Mini (Denovo tires) | 5.76- | 442001 | 342001 | 552018 |   0,7 | 442016 | 342009 | |   |
| Marina MK I  Marina MK II  Ital 1.3, 1.7, 2.0 | 8.71- 74 9.75- 4.80 5.80- 9.82 | | | | | 443112 | | |  T |
| Ital | 83- 84 | 443213 | | |   | 443112 | | |  T |
| Maestro Sedan, Hatchback   | | | | | | | | | |
| 1.3, 1.6   2.0 MG E.F.I. | 83- 84- | 633101 S.S.H. = | 333075 264 mm | |  1,5 | 441070 S.S.H. = | 341103 181 mm | |   1,7 |
| | | | | | | | | | |
| 1.3  Exc.  | 84- | 633101 S.S.H. = | 333075 264 mm | |  1,5 | 441073 S.S.H. = | 341106 157 mm | |   1,7 |
| | | | | | | | | | |
| <div> S.S.H. = </div> | | | | | | | | | |



| MODEL FAHRZEUG MODELE | YEAR JAHR ANNEE | FRONT/VORNE/AVANT | | |   | REAR/HINTEN/ARRIERE | | |   |
|--|--|--------------------|------------------------------|--------------------------------|--|--|------------------------------|--------------------------------|---|
| | | PREMIUM Oil | EXCEL-G* Twin-tube Gas | GAS-A-JUST Mono-tube Gas | | PREMIUM Oil | EXCEL-G* Twin-tube Gas | GAS-A-JUST Mono-tube Gas | |
| Austin-Rover Group (GB) | | | | | | | | | |
| Maestro Sedan, Hatchback   | | | | | | | | | |
| 1.6  Exc.  | 84- | 633193 S.S.H. = | 333223 250 mm | |  1,5 | 441073 S.S.H. = | 341106 157 mm | |   1,7 |
| 2.0 Diesel Hatchback | 86- | 633193 S.S.H. = | 333223 250 mm | |  1,5 | 441070 S.S.H. = | 341103 181 mm | |   1,7 |
| Maestro Van  | | | | | | | | | |
|  | 84- 90 | 633101 | 333075 | |  1,5 | 443275 | | |   0,8 |
|  | 90- 94 | 633101 | 333075 | |  1,5 | 443276 | | |   0,8 |
| Montego Saloon  | | | | | | | | | |
| 1.3  Exc.  1.6, 2.0 (U.K.) Exc.  2.0 MG E.F.I. (U.K.) Incl.  Exc. 2.0 MG Turbo | 84- | 633101 S.S.H. = | 333075 264 mm | |  1,5 | if S.S.H. = 181 mm 441070 if S.S.H. = 157 mm 441073 | 341103 341106 | |   1,7 |
| 1.3   1.6, 2.0  (U.K.) 1.6, 2.0  (Exc. U.K.) 1.6, 2.0 Police (U.K.) 2.0 MG E.F.I. (Exc. U.K.) 2.0 Diesel LD, HLD  Exc. 2.0 MG Turbo | 84- 84- 84- 84- 84- 86- | 633193 S.S.H. = | 333223 250 mm | |  1,5 | if S.S.H. = 181 mm 441070 if S.S.H. = 157 mm 441073 | 341103 341106 | |   1,7 |
| 2.0 MG Turbo  Exc.  | 85- 2.87 | | | | | 441072 S.S.H. = | 341105 167 mm | |   1,7 |
| 2.0 MG Turbo   | 3.87- | | | | | | | | |
| 2.0 HL, VP, Auto (Gulf States only) | 85- 2.87 | | | | | | | | |
| Montego Estate  Exc.  | | | | | | | | | |
| 1.6, 2.0  Exc. 2.0 Diesel | 84- 9.88 | 633101 S.S.H. = | 333075 264 mm | |  1,5 | 441073 S.S.H. = | 341106 157 mm | |   1,7 |
| 2.0 Diesel LD, HLD  | 86- 9.88 | 633193 S.S.H. = | 333223 250 mm | |  1,5 | 441073 S.S.H. = | 341106 157 mm | |   1,7 |
| <div> S.S.H. =</div> <div> S.S.H. =</div> | | | | | | | | | |

*Excel-G is a new name of SUPER
Excel-G ist der neue Name für SUPER
Excel-G est le nom nouveau pour SUPER

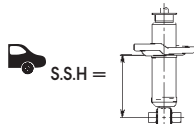
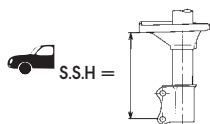


| MODEL FAHRZEUG MODELE | YEAR JAHR ANNEE | FRONT/VORNE/AVANT | | | | REAR/HINTEN/ARRIERE | | | |
|-----------------------------|-----------------------|-------------------|------------------------------|--------------------------------|--|---------------------|------------------------------|--------------------------------|--|
| | | PREMIUM Oil | EXCEL-G* Twin-tube Gas | GAS-A-JUST Mono-tube Gas | | PREMIUM Oil | EXCEL-G* Twin-tube Gas | GAS-A-JUST Mono-tube Gas | |

Austin-Rover Group (GB)

Montego Estate Exc.

| | | | | | | | | | |
|----------------------------------|--------|--------------------|------------------|--|---------|--------------------|------------------|--|---------|
| 1.6, 2.0, 2.0 Diesel LD, HLD | 10.88- | 633193 S.S.H. = | 333223 250 mm | | 1,5 | 441072 S.S.H. = | 341105 167 mm | | 1,7 |
|----------------------------------|--------|--------------------|------------------|--|---------|--------------------|------------------|--|---------|

































Sherpa

| | | | | | | | | | |
|---|------------|--------|--|--|---------|--------|--|--|---------|
| 185 (13 cwt) 215, 220, 230 (18 cwt) 240, 250 (22 cwt) | 9.74- 7.82 | | | | | 444048 | | | |
| K2 Series 180, 215, 220, 240, 250 Incl. H/D | 7.82- | 443282 | | | | 444133 | | | |
| K2 Series 255 | 7.82- | 443288 | | | | 444133 | | | |
| 200 Series 200, 230, 250, 280 | 83- | 445027 | | | 0,5 | 444143 | | | 0,5 |
| 200 Series 255, 280 | 83- | 443288 | | | 0,5 | | | | |
| 300 Series 285, 310, 350 = 2.9m, 3.2m, 3.6m Incl. 2 ton Axle leaf spring | 83- 4.89 | 444142 | | | 0,5 | 444143 | | | 0,5 |
| 400 Series 400-2.8 ton, 3.1 ton, 3.5 ton = 2.9m, 3.2m, 3.6m | 4.89- | 444142 | | | | 444143 | | | |


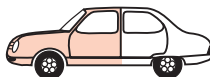
Triumph




































| | | | | | | | | | |
|---|--------------------------------------|--------|--------|--------|--|--------|--------|--------|--|
| Herald Spitfire Mk I, II, III GT 6 Mk I Vitesse Mk I | 59- 71 62- 70 66- 68 62- 68 | 441032 | 341028 | 551024 | | 443141 | 343105 | 553077 | |
| Spitfire Mk IV | 70-8.80 | 441032 | 341028 | 551024 | | | | 552016 | |
| Vitesse Mk II GT 6 Mk II | 68- 71 | 441032 | 341028 | 551024 | | | | | |
| 2000 Mk I, II Incl. 2.5 P1 2500 TC, S Stag | 63- 75 68- 75 74- 77 70- 77 | 665029 | 365048 | | | 443039 | | 554017 | |



| MODEL FAHRZEUG MODELE | YEAR JAHR ANNEE | FRONT/VORNE/AVANT | | |  | REAR/HINTEN/ARRIERE | | |  |
|--|--------------------------|---|------------------------------|--------------------------------|--|----------------------|------------------------------|--------------------------------|--|
| | | PREMIUM Oil | EXCEL-G* Twin-tube Gas | GAS-A-JUST Mono-tube Gas | | PREMIUM Oil | EXCEL-G* Twin-tube Gas | GAS-A-JUST Mono-tube Gas | |
| Austin-Rover Group (GB) | | | | | | | | | |
| Triumph | | | | | | | | | |
| TR 7 TR 8 | 5.76- 80 80- 83 | 663006 | 363015 | |  | 443039 | | 554017 |  |
| Dolomite 1300, 1500, 1850 Dolomite Sprint | 1.72-11.80 6.73-11.80 | 441014 | 341020 | |  | 441015 | 341021 | |  |
| Acclaim | 10.81- 7.84 | 633034 | 333021 | |  1,8 | 633036 L 633035 R | 333023 L 333022 R | |  2,0 |
| Rover 100 ~ 800 series, P6, SD1, Landrover ⇒ Rover (GB) | | | | | | | | | |
| | | | | | | | | | |
| Auto Bianchi (I) | | | | | | | | | |
| A 112 | | | | | | | | | |
|   47201→ | 69- | 633014 | 333004 | |  1,1 | 633003 | 333005 | |  1,3 |
| Bianchina | | | | | | | | | |
| Bianchina Bianchina Giardiniera | 57- 67 68- 74 | 443005 | 343070 | |  | 443006 | 343071 | |  |
| Y 10 | | | | | | | | | |
|  1000, 1050, 1300, Turbo | 3.85- 93 | 633851 L 633850 R | 333867 L 333866 R | |  1,1 | 441077 | 341209 | |  0,4 |
| | |  | | | | | | | |
|  1000, 1100 | 3.85- 93 | 633851 L 633850 R | 333867 L 333866 R | |  1,1 | 441094 | 341210 | |  0,5 |
| | |  | | | | | | | |
|  1000, 1050, 1300, Turbo | 93- 96 | 633851 L 633850 R | 333867 L 333866 R | |  1,1 | | 341187 | |  0,4 |
| | |  | | | | | | | |
|  1000, 1100 | 93- 96 | 633851 L 633850 R | 333867 L 333866 R | |  1,1 | | 341188 | |  0,5 |
| | |  | | | | | | | |

*Excel-G is a new name of SUPER
Excel-G ist der neue Name für SUPER
Excel-G est le nom nouveau pour SUPER


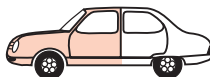


| MODEL FAHRZEUG MODELE | YEAR JAHR ANNEE | FRONT/VORNE/AVANT | | |  | REAR/HINTEN/ARRIERE | | |  |
|---|-----------------------|-------------------------|------------------------------|--------------------------------|---|-------------------------|------------------------------|--------------------------------|--|
| | | PREMIUM Oil | EXCEL-G* Twin-tube Gas | GAS-A-JUST Mono-tube Gas | | PREMIUM Oil | EXCEL-G* Twin-tube Gas | GAS-A-JUST Mono-tube Gas | |
| Bedford (GB) | | | | | | | | | |
| Astra  (9 TC, TD 70) | 82- 91 | 665036 | 365025 | |  2,4 | 443135 | 343099 | 553137 |  0,8 |
| Astra  | 91- 97 | 665066 | 365078 | |  2,4 | 443135 | 343099 | 553137 |  0,8 |
| Astra max  (9 TC, TD 25)  | 9.85- 93 | 665036 | 365025 | |  2,4 | 443233 | 343227 | |  0,8 |
| Chevanne 9 cwt | 76- 82 | 443026 | 343048 | 553009 |  0,8 | 443025 | 343081 | 553010 |  0,8 |
| Rascal Van | 86- | 633061 L 633060 R | | | | 442028 | | |  0,4 |
| CF series | | | | | | | | | |
| CF 14, 18, 22, 25, 35 cwt | 10.69- 76 | 444045 H/D 445010 | | |  0,8 | 444046 H/D 445011 | | |  0,4 |
| CF 220, 250, 280 | 1.76- 82 | 445010 | | |  0,8 | 445011 | | |  0,4 |
| CF 230, 250, 280 | 83- | 445010 OE = 91095938 | | |  0,8 | | | | |
| CF 340 | 1.76- | 445010 | | |  0,8 | 445011 | | |  0,4 |
| CF 350  | 1.76- | 445010 | | |  0,8 | 445011 | | |  0,4 |
| CF2 35 cwt (035) | 83- 2.84 | 445010 | | |  0,8 | 445011 | | |  0,4 |
| CF 18, 22, 25 cwt | 2.84- | 445010 OE = 91095938 | | |  0,8 | 445011 | | |  0,4 |
| CF Electric | | 445010 | | |  0,8 | | | |  0,4 |
| CF 97370, CF 97170 | | 445010 OE = 91095938 | | |  0,8 | | | |  0,4 |
| CF 97 K 60, CF 97760 | | 445010 OE = 91095938 | | |  0,8 | 445011 | | |  0,4 |



| MODEL FAHRZEUG MODELE | YEAR JAHR ANNEE | FRONT/VORNE/AVANT | | | | REAR/HINTEN/ARRIERE | | | |
|---|----------------------------------|-------------------|------------------------------|--------------------------------|---------|---------------------|------------------------------|--------------------------------|---------|
| | | PREMIUM Oil | EXCEL-G* Twin-tube Gas | GAS-A-JUST Mono-tube Gas | | PREMIUM Oil | EXCEL-G* Twin-tube Gas | GAS-A-JUST Mono-tube Gas | |
| Bedford (GB) | | | | | | | | | |
| Fargo/Midi/Seta | | | | | | | | | |
| (WFR series) | 85- 88 | 444065 | 344113 | | 0,5 | 444040 | 344114 | | 0,4 |
| (9800 series) | 88- | 444065 | 344113 | | 0,5 | 444040 | 344114 | | 0,4 |
| (9400 series) | 88- | | | | | 444025 | | 554075 | 0,4 |
| HA series | | | | | | | | | |
| 6 cwt (HA & HA 110) 8 cwt (HA) | 8.64- 8.64-12.71 | 443160 | | | | 443161 | | | |
| KB series | | | | | | | | | |
| KB 25/26 (95 G 25, 95 G, D 26) | 80- | 443190 | | 553119 | 1,0 | 443186 | | 553108 | 1,0 |
| KB 41 (95 G, D 41) | 82- | 443188 | | 553087 | 1,0 | 443186 | | 553108 | 1,0 |
| TK range | | | | | | | | | |
| KD, KE (860, 1000) KG, KFA, KGA KHA | 68- 81 8.71- 81 1.66-12.75 | 445012 | | | | | | | |
| TK (570, 750, 1260) | 81-12.82 | 445017 | | | | | | | |
| TK (860) | 81-12.82 | 445018 | | | | | | | |
| BMW (D) | | | | | | | | | |
| 3 Series (E21) | | | | | | | | | |
| 316, 318, 318 A, 320, 320 A, 320 i, 320 (6 cyl.) 315, 318 i | 10.76-10.82 80- 82 | 663002 | 363016 <u>373011</u> | | 2,6 | 441003 | 341015 | 551001 <u>241003</u> | 1,0 |
| 323 i | 78-10.82 | 665048 | 365042 <u>375020</u> | | 2,6 | 441003 | 341015 | 551001 <u>241003</u> | 1,0 |

*Excel-G is a new name of SUPER
Excel-G ist der neue Name für SUPER
Excel-G est le nom nouveau pour SUPER



| MODEL FAHRZEUG MODELE | YEAR JAHR ANNEE | FRONT/VORNE/AVANT | | | | REAR/HINTEN/ARRIERE | | | |
|-----------------------------|-----------------------|-------------------|------------------------------|--------------------------------|--|---------------------|------------------------------|--------------------------------|--|
| | | PREMIUM Oil | EXCEL-G* Twin-tube Gas | GAS-A-JUST Mono-tube Gas | | PREMIUM Oil | EXCEL-G* Twin-tube Gas | GAS-A-JUST Mono-tube Gas | |

BMW (D)

3 Series (E30) Exc. M-Technique sus.

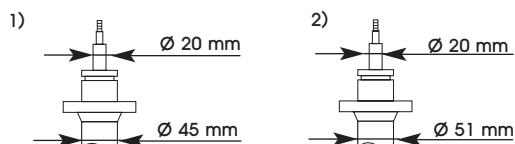
| | | | | | | | | | | |
|---|-------------|----------------------|--|--|-----|--------|--------|------------------|--|---------------|
| 316, 316i, 318i, 318iS, 324d Exc. Sport | 82-12.90 | 663049 ¹⁾ | 363044 ¹⁾ 373019 ¹⁾ | | 2,0 | 443207 | 343184 | 553124 243019 | | ⊥ ⊕ 0,6 |
| | | 915001 ▼ 915004 | | | | | | | | |
| 320i Exc. Sport | 82- 9.87 | 663049 ¹⁾ | 363044 ¹⁾ 373019 ¹⁾ | | 2,0 | 443207 | 343184 | 553124 243019 | | ⊥ ⊕ 0,6 |
| | | 915001 ▼ 915004 | | | | | | | | |
| 320i Exc. Sport | 10.87-12.90 | | 363044 ¹⁾ 373019 ¹⁾ | | 2,0 | | 343184 | 553124 243019 | | ⊥ ⊕ 0,6 |
| | | 915001 ▼ 915004 | | | | | | | | |
| 316/316i Sport 318i/318iS Sport 320i Sport 324d Sport | 82-12.90 | | 364021 ²⁾ 374008 ²⁾ | | 2,0 | | 343184 | 553124 243019 | | ⊥ ⊕ 0,6 |
| | | 915001 ▼ 915004 | | | | | | | | |
| 320iS, 323i, 324td, 325e, 325i Incl. Sport Exc. 4WD (325iX) | 82-12.90 | | 364021 ²⁾ 374008 ²⁾ | | 2,0 | | 343184 | 553124 243019 | | ⊥ ⊕ 0,6 |
| | | 915001 ▼ 915004 | | | | | | | | |

3 Series (E 30) Exc. M- Technique sus.

| | | | | | | | | | | |
|---|----------|--------------------|--|--|-----|--|--------|------------------|--|---------------|
| 318i, 320i, 325i Incl. Sport Exc. 4WD (325iX) | 85- 2.93 | | 364021 ²⁾ 374008 ²⁾ | | 2,0 | | 343184 | 553124 243019 | | ⊥ ⊕ 0,6 |
| | | 915001 ▼ 915004 | | | | | | | | |

3 Series (E 30) Exc. M- Technique sus.


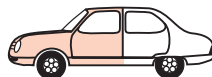
| | | | | | | | | | | |
|--------------------------|------------|--------------------|--|--|-----|--|--------|------------------|--|---------------|
| 316i, 318i Exc. Sport | 3.89- 9.89 | | 363044 ¹⁾ 373019 ¹⁾ | | 2,0 | | 343184 | 553124 243019 | | ⊥ ⊕ 0,6 |
| | | 915001 ▼ 915004 | | | | | | | | |















































| MODEL FAHRZEUG MODELE | YEAR JAHR ANNEE | FRONT/VORNE/AVANT | | | | REAR/HINTEN/ARRIERE | | | |
|--|----------------------------------|-------------------------------|---|--------------------------------|---------|---------------------|------------------------------|--------------------------------|-------------------|
| | | PREMIUM Oil | EXCEL-G* Twin-tube Gas | GAS-A-JUST Mono-tube Gas | | PREMIUM Oil | EXCEL-G* Twin-tube Gas | GAS-A-JUST Mono-tube Gas | |
| BMW (D) | | | | | | | | | |
| 3 Series (E 30) Exc. M- Technique sus. | | | | | | | | | |
| 316i, 318i Exc. Sport | 10.89- 2.94 | | 364021 ²⁾ 374008 ²⁾ ▼ | | 2,0 | | 343184 | 553124 243019 | ⊥ ⊕ 0,6 |
| 316i Sport 318i Sport | 3.89- 2.94 | | 364021 ²⁾ 374008 ²⁾ ▼ | | 2,0 | | 343184 | 553124 243019 | ⊥ ⊕ 0,6 |
| 320i, 324td, 325i Incl. Sport Exc. (325iX) | 88- 2.94 | | 364021 ²⁾ 374008 ²⁾ ▼ | | 2,0 | | 343184 | 553124 243019 | ⊥ ⊕ 0,6 |
| 3 Series (E 30) ⊕ M- Technique sus. Exc. (325iX), M3 | | | | | | | | | |
| ALL ALL ALL | 82-12.90 85- 2.93 89- 2.94 | | 374008 ²⁾ 371004 ³⁾ | | 2,0 | | | 243019 | ⊥ ⊕ 0,6 |
| <div>1) </div> <div>2) </div> <div>3) </div> | | | | | | | | | |
| 3 Series (E 30) M3 | | | | | | | | | |
| | 87- 91 | | | | | | | | |
| 3 Series Compact (E36) Exc. M-Technique sus. | | | | | | | | | |
| 316i, 318ti, 318tds Exc. 323ti, | 4.94- 01 | | 333910 L 333909 R | | 2,1 | | 343268 | 553192 | ⊥ ⊕ 0,8 |
| 316i, 318ti, 318tds Exc. 323ti | 4.94- 01 | OE = 31311 091 624 /623 (R/L) | | | 2,1 | | 343268 | 553192 | ⊥ ⊕ 0,8 |
| 3 Series Compact (E36) ⊕ M-Technique sus. | | | | | | | | | |
| 316i, 318ti, 318tds | 4.94- 01 | | 333933 L 333932 R | | | | | 553192 Incl. | ⊥ ⊕ 0,8 |

*Excel-G is a new name of SUPER
Excel-G ist der neue Name für SUPER
Excel-G est le nom nouveau pour SUPER


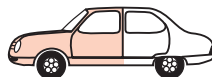




















| MODEL FAHRZEUG MODELE | YEAR JAHR ANNEE | FRONT/VORNE/AVANT | | | | REAR/HINTEN/ARRIERE | | | |
|---|---------------------------|---------------------------------|-------------------------------|--------------------------------|---------|---------------------|------------------------------|--------------------------------|---------|
| | | PREMIUM Oil | EXCEL-G* Twin-tube Gas | GAS-A-JUST Mono-tube Gas | | PREMIUM Oil | EXCEL-G* Twin-tube Gas | GAS-A-JUST Mono-tube Gas | |
| BMW (D) | | | | | | | | | |
| 3 Series (E36) Exc. M-Technique sus., M3 | | | | | | | | | |
| 316i, 318i | 90- 8.91 | | 333916 L 333915 R ▼ | 2,1 | | 343255 | 553180 | 0,8 | |
| 316i, 318i, 318iS | 9.91- 5.92 | | 333918 L 333917 R ▼ | 2,1 | | 343255 | 553180 | 0,8 | |
| 316i, 318i, 318tds, 318iS Exc. | 6.92- 3.98 | | 333910 L 333909 R ▼ | 2,1 | | 343255 | 553180 | 0,8 | |
| 316i, 318i, 318 iS, 318tds | 6.92- 3.98 | OE= 31311 091 624/ 623(R/L) | | | 2,1 | | 343255 | 553180 | 0,8 |
| 320i, 325i, 325td | 90- 8.91 | | 334924 L 334923 R ▼ | 2,1 | | 343255 | 553180 | 0,8 | |
| 320i, 325i, 325td | 9.91- 5.92 | | 334926 L 334925 R ▼ | 2,1 | | 343255 | 553180 | 0,8 | |
| 320i, 323i, 325i, 328i, 325td, 325tds Exc. | 6.92- 1.95 | | 334902 L 334901 R ▼ | 2,1 | | 343255 | 553180 | 0,8 | |
| 320i, 323i, 325i, 328i, 325td, 325tds Exc. | 2.95- 3.98 | | 333920 L 333919 R ▼ | 2,1 | | 343255 | 553180 | 0,8 | |
| 320i, 323i, 325i, 328i, 325td, 325tds | 6.92- 3.98 | OE= 31311 091 624/ 623(R/L) | | | 2,1 | | 343255 | 553180 | 0,8 |
| 3 Series (E36) M-Technique sus. | | | | | | | | | |
| 316i 318i | 3.91- 8.91 12.90- 8.91 | | 333935 L 333934 R | | | | 553180 | 0,8 | |
| 316i 318i | 9.91- 5.92 9.91- 5.92 | | 333937 L 333936 R | | | | 553180 | 0,8 | |




















































| MODEL FAHRZEUG MODELE | YEAR JAHR ANNEE | FRONT/VORNE/AVANT | | |  | REAR/HINTEN/ARRIERE | | |  |
|--|---|--|--|--------------------------------|--|---------------------|------------------------------|--------------------------------|--|
| | | PREMIUM Oil | EXCEL-G* Twin-tube Gas | GAS-A-JUST Mono-tube Gas | | PREMIUM Oil | EXCEL-G* Twin-tube Gas | GAS-A-JUST Mono-tube Gas | |
| BMW (D) | | | | | | | | | |
| 3 Series (E36)  ⊕ M-Technique sus. | | | | | | | | | |
| 316i 318i 318iS 318tds | 6.92- 98 6.92- 98 6.94- 98 5.94- 98 | | 333933 L 333932 R | |  | | | 553180 |  0,8 |
| | | |  SM1001 | | | | | | |
| 320i 325i 325td | 3.91- 8.91 12.90- 8.91 1.91- 8.91 | | 334934 L 334933 R | |  | | | 553180 |  0,8 |
| | | |  SM1001 | | | | | | |
| 320i 325i 325td | 9.91- 5.92 9.91- 5.92 9.91- 5.92 | | 334936 L 334935 R | |  | | | 553180 |  0,8 |
| | | |  SM1001 | | | | | | |
| 3 Series (E36)  ⊕ M-Technique sus. | | | | | | | | | |
| 318iS | 1.92- 5.92 | | 333937 L 333936 R | |  | | | 553180 |  0,8 |
| | | |  SM1001 | | | | | | |
| 320i 325i | 1.92- 5.92 1.92- 5.92 | | 334936 L 334935 R | |  | | | 553180 |  0,8 |
| | | |  SM1001 | | | | | | |
| 316i 318iS | 10.93- 99 6.92- 99 | | 333933 L 333932 R | |  | | | 553180 |  0,8 |
| | | |  SM1001 | | | | | | |
| 320i 323i 325i 328i | 6.92- 99 2.95- 99 6.92- 99 10.94- 99 | | 334938 L 334937 R | |  | | | 553180 |  0,8 |
| | | |  SM1001 | | | | | | |
| 3 Series (E36)  Exc. M-Technique sus. | | | | | | | | | |
| 318i 320i, 323i, 325i, 328i Exc.  | 1.94- 1.95 3.93- 3.98 | | 334902 L 334901 R | |  2,1 | | 343255 | 553180 |  0,8 |
| | |  ▼  |  SM1001 | | | | | | |
| 318i Exc.  | 2.95- 3.98 | | 333920 L 333919 R | |  2,1 | | 343255 | 553180 |  0,8 |
| | |  ▼  |  SM1001 | | | | | | |
|  318i, 320i, 323i, 325i, 328i | 3.93- 3.98 | OE= 31311 091 624/ 623(R/L) | | |  2,1 | | 343255 | 553180 |  0,8 |
| | |  SM1001 | | | | | | | |

*Excel-G is a new name of SUPER
Excel-G ist der neue Name für SUPER
Excel-G est le nom nouveau pour SUPER

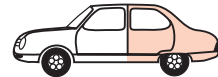
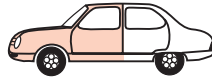






























































| MODEL FAHRZEUG MODELE | YEAR JAHR ANNEE | FRONT/VORNE/AVANT | | |  | REAR/HINTEN/ARRIERE | | |  |
|--|--|---|---|--------------------------------|--|---------------------|------------------------------|--------------------------------|---|
| | | PREMIUM Oil | EXCEL-G* Twin-tube Gas | GAS-A-JUST Mono-tube Gas | | PREMIUM Oil | EXCEL-G* Twin-tube Gas | GAS-A-JUST Mono-tube Gas | |
| BMW (D) | | | | | | | | | |
| 3 Series (E36)  ⊕ M-Technique sus. | | | | | | | | | |
| 318i 320i 323i 325i 328i | 1.94- 99 11.93- 99 2.95- 99 3.93- 99 11.94- 99 | | 334938 L 334937 R | | ⊕ | | | 553180 | ⊥ ⊕ 0,8 |
| 3 Series Touring (E36)  Exc.M-Technique sus. | | | | | | | | | |
|  Exc.  | 10.94- 99 | | 333920 L 333919 R  ▼   SM1001 | | ⊕ 2,1 | | 343303 | 553239 | ⊥ ⊕ 0.8 |
|   | 10.94- 99 | OE = 31311 091 624/623(R/L)  SM1001 | | | ⊕ 2,1 | | | | ⊥ ⊕ |
| 3 Series Touring (E36)  ⊕ M-Technique sus. | | | | | | | | | |
| 318i 318tds 320i 323i 325tds 328i | 11.95- 99 10.94- 99 10.94- 99 11.95- 99 10.94- 99 10.94- 99 | | 333939 L 333938 R  SM1001 | | ⊕ | | | 553239 | ⊥ ⊕ 0,8 |
| 3 Series (E46)  Exc. M-Technique sus. | | | | | | | | | |
| 318i 320d Exc. Sport sus.,  | 2.98- 9.98 4.98- 9.98 | | 334942 L▼ 334941 R▼ 334940 L 334939 R | | ⊕ | | 343303 | 553239 | ⊥ ⊕ 0,8 |
| ⊕ Sport sus. 318i 320d | 2.98- 9.98 4.98- 9.98 | | | | ⊕ | | | 553239 | ⊥ ⊕ 0,8 |
| 320i 323i 328i Exc. Sport sus.,  | 3.98- 9.98 3.98- 9.98 2.98- 9.98 | | 334944 L▼ 334943 R▼ 334946 L 334945 R | | ⊕ | | 343303 | 553239 | ⊥ ⊕ 0,8 |
| ⊕ Sport sus. 320i 323i 328i | 3.98- 9.98 3.98- 9.98 2.98- 9.98 | | | | ⊕ | | | 553239 | ⊥ ⊕ 0,8 |
| 316i 318i 320d Exc. Sport sus.,  | 1.99- 9.98- 9.98- | | 334940 L 334939 R | | ⊕ | | 343303 | 553239 | ⊥ ⊕ 0,8 |
| ⊕ Sport sus. 316i 318i 320d | 1.99- 9.98- 9.98- | | | | ⊕ | | | 553239 | ⊥ ⊕ 0,8 |

























































| MODEL FAHRZEUG MODELE | YEAR JAHR ANNEE | FRONT/VORNE/AVANT | | |   | REAR/HINTEN/ARRIERE | | |   |
|--|---|-------------------|------------------------------|--------------------------------|--|---------------------|------------------------------|--------------------------------|---|
| | | PREMIUM Oil | EXCEL-G* Twin-tube Gas | GAS-A-JUST Mono-tube Gas | | PREMIUM Oil | EXCEL-G* Twin-tube Gas | GAS-A-JUST Mono-tube Gas | |
| BMW (D) | | | | | | | | | |
| 3 Series (E46)  Exc. M-Technique sus. | | | | | | | | | |
| 320i 323i 325i 328i 330i 330d Exc. Sport sus.,  | 9.98- 9.98- 00- 9.98- 00- 10.99- | | 334946 L 334945 R | |  | | 343303 | 553239 |   0,8 |
| ⊕ Sport sus. 320i 323i 325i 328i 330i 330d | 9.98- 9.98- 00- 9.98- 00- 10.99- | | | |  | | | 553239 |   0,8 |
| 3 Series (E46)  Exc. M-Technique sus. | | | | | | | | | |
| 316Ci, 318Ci Exc. Sport sus.,  | 11.99- | | 334940 L 334939 R | |  | | 343303 | 553239 |   0,8 |
| ⊕ Sport sus. 316Ci, 318Ci | 11.99- | | | |  | | | 553239 |   0,8 |
| 320Ci 323Ci 325Ci 328Ci Exc. Sport sus.,  | 8.99- 4.99- 00- 4.99- | | 334946 L 334945 R | |  | | 343303 | 553239 |   0,8 |
| ⊕ Sport sus. 320Ci 323Ci 325Ci 328Ci | 8.99- 4.99- 00- 9.01 4.99- | | | |  | | | 553239 |   0,8 |
| 3 Series (E46)  Exc. M-Technique sus. | | | | | | | | | |
| 318i 320d Exc. Sport sus.,  | 10.99- 3.00- | | 334940 L 334939 R | |  | | 343303 | 553239 |   0,8 |
| ⊕ Sport sus. 318i 320d | 10.99- 3.00- | | | |  | | | |   0,8 |
| 320i 325i 328i Exc. Sport sus.,  | 10.99- 00- 10.99- | | 334946 L 334945 R | |  | | 343303 | 553239 |   0,8 |
| ⊕ Sport sus. 320i 325i 328i | 10.99- 00- 10.99- | | | |  | | | |   0,8 |
| 330i 330d Exc. Sport sus.,  | 00- 10.99- | | | |  | | | 553239 |   0,8 |
| ⊕ Sport sus. 330i 330d | 00- 10.99- | | | |  | | | 553239 |   0,8 |

*Excel-G is a new name of SUPER
Excel-G ist der neue Name für SUPER
Excel-G est le nom nouveau pour SUPER


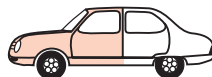














































| MODEL FAHRZEUG MODELE | YEAR JAHR ANNEE | FRONT/VORNE/AVANT | | |  ⌚ | REAR/HINTEN/ARRIERE | | |  ⌚ |
|---|--|-------------------|--|--------------------------------|--|---------------------|---|--------------------------------|--|
| | | PREMIUM Oil | EXCEL-G* Twin-tube Gas | GAS-A-JUST Mono-tube Gas | | PREMIUM Oil | EXCEL-G* Twin-tube Gas | GAS-A-JUST Mono-tube Gas | |
| BMW (D) | | | | | | | | | |
| 5 Series (E12) | | | | | | | | | |
| 518  → 4632973 520  → 4717725 520 A  → 4413736 520 i  → 4454062 | 74- 76 72- 76 72- 76 72- 76 | 665001 | 365021 | |  2,2 | 441010 | 341032 | 551011 |  ⊥ ⊖ 0,8 |
| 518  4632974 → 520  4717726 → 520 A  4413737 → 520 i  4454063 → | 76- 5.81 | 665001 | 365021  ▼  | |  2,2 | 441017 | 341038 | 551013 |  ⊥ ⊖ 0,8 |
| 520 (6 cyl.), 528 i | 9.77- 6.81 | | 365024  ▼  | |  2,2 | | | 551013 |  ⊥ ⊖ 0,8 |
| 525  → 4829406 525 A  → 4516704 528  → 4757067 528 A  → 4551948 530 i  → 5012010 530i A  → 5031674 | 73- 7.76 | 665001 | 365021 | |  2,2 | 441010 | 341032 | 551011 |  ⊥ ⊖ 0,8 |
| 525  4829407 → 525 A  4516705 → 528  4757068 → 528 A  4551946 → 530 i  5012011 → 530i A  5031675 → | 8.76- 6.81 8.76- 6.81 8.76- 80 8.76- 80 8.76- 80 8.76- 80 | 665001 | 365021  ▼  | |  2,2 | 441017 | 341038 | 551013 |  ⊥ ⊖ 0,8 |
| 5 Series (E28) | | | | | | | | | |
| 518, 518i, 524 D 520 i, 525 e 525 i ⊖ ABS 525 i ⊕ ABS 524 TD | 7.81-12.87 7.81- 3.86 7.81- 3.86 3.82- 3.86 3.83- 3.86 | 665049 | 365043  ▼   | |  2,2 | 441089 | 341144  | 551058 |  ⊥ ⊖ 1,2 |
| 520 i, 525 e, 524 TD 525 i ⊖ ABS 525 i ⊕ ABS 528 i, 535 i | 4.86-12.87 4.86-12.87 8.81- 3.82 8.81-12.87 | | 365043  ▼   | |  2,2 | | 341080  | |  ⊥ ⊖ 1,2 |
| 5 Series (E28) M5 | | | | | | | | | |
|  | 88- 90 | |  | | | | | | |
| 5 Series (E34)  Exc. M-Technique sus., EDC ()  | | | | | | | | | |
| 518i, 520i Exc. Sport sus. | 1.88- 7.90 | | 365069  ▼   | |  2,3 | | 341081 | |  ⊥ ⊖ 1,2 |














| MODEL FAHRZEUG MODELE | YEAR JAHR ANNEE | FRONT/VORNE/AVANT | | |   | REAR/HINTEN/ARRIERE | | |   |
|---|--------------------------|-------------------|--|--|--|---------------------|------------------------------|--|--|
| | | PREMIUM Oil | EXCEL-G* Twin-tube Gas | GAS-A-JUST Mono-tube Gas | | PREMIUM Oil | EXCEL-G* Twin-tube Gas | GAS-A-JUST Mono-tube Gas | |
| BMW (D) | | | | | | | | | |
| 5 Series (E34)  Exc. M-Technique sus., EDC ( , ) | | | | | | | | | |
| 518i, 520i Exc. Sport sus. | 8.90-12.94 | | 365083  ▼   |  2,3 | | 341081 | |  1,2 | |
| 518i, 520i Exc. Sport sus. | 1.95-12.95 | | 365083  |  2,3 | | 341081 | |  1,2 | |
|  Sport sus. 518i, 520i | 1.88- 7.90 | | 366005 |  2,3 | | 341081 | |  1,2 | |
|  Sport sus. 518i, 520i | 8.90- 9.92 | | 366007 |  2,3 | | 341081 | |  1,2 | |
|  Sport sus. 518i, 520i | 10.92-12.95 | | 365083 |  2,3 | | 341081 | |  1,2 | |
| 525i Incl. Sport sus. | 11.87- 7.90 | | 366005  ¹⁾ ▼  ¹⁾  |  2,3 | | 341081 | |  1,2 | |
| 525i Incl. Sport sus. | 8.90- 9.92 | | 366007  ¹⁾ ▼  ¹⁾  |  2,3 | | 341081 | |  1,2 | |
| 525i Incl. Sport sus. | 10.92-12.95 | | 365083  ¹⁾ ▼  ¹⁾  |  2,3 | | 341081 | |  1,2 | |
| 525i Incl. Sport sus. | 1.95-12.95 | | 365083  ¹⁾ ▼  ¹⁾ |  2,3 | | 341081 | |  1,2 | |
| 525iX, () Exc. Sport sus. | 1.88-12.94 | |  | | | 341081 | |  1,2 | |
| 530i, 535i, 524td Incl. Sport sus. | 11.87- 7.90 | | 366005  ¹⁾ ▼  ¹⁾ |  2,3 | | 341081 | |  1,2 | |
| 524td, 525tds 530i, 535i, 540i | 8.90- 9.92 8.90-12.95 | | 366007  ¹⁾ ▼  ¹⁾ |  2,3 | | 341081 | |  1,2 | |
| 1) Exc. Sport sus. | | | | | | | | | |

*Excel-G is a new name of SUPER
Excel-G ist der neue Name für SUPER
Excel-G est le nom nouveau pour SUPER


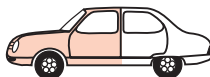






























| MODEL FAHRZEUG MODELE | YEAR JAHR ANNEE | FRONT/VORNE/AVANT | | |  | REAR/HINTEN/ARRIERE | | |  |
|---|-----------------------|-------------------|---|--------------------------------|--|---------------------|--|--------------------------------|--|
| | | PREMIUM Oil | EXCEL-G* Twin-tube Gas | GAS-A-JUST Mono-tube Gas | | PREMIUM Oil | EXCEL-G* Twin-tube Gas | GAS-A-JUST Mono-tube Gas | |
| BMW (D) | | | | | | | | | |
| 5 Series (E34)  Exc. M-Technique sus., EDC () , () | | | | | | | | | |
| 525td, 525tds Incl. Sport sus. | 10.92-12.95 | | 365083  915001 ¹⁾ ▼  915004 ¹⁾ | |  2,3 | | 341081 | |  1,2 |
| 1) Exc. Sport sus. | | | | | | | | | |
| 5 Series (E34)  Exc. M-Technique sus., EDC () , () | | | | | | | | | |
| 518i, 520i Exc. Sport | 91-12.94 | | 365083  915001 ▼  915004  SM1000 | |  2,3 | | 341146 | |  1,2 |
| 518i, 520i, Exc. Sport sus. | 1.95- 3.97 | | 365083  915004 | |  2,3 | | 341146 | |  1,2 |
| ⊕ Sport sus. 518i, 520i | 91- 3.97 | | 366007 | |  2,3 | | 341146 | |  1,2 |
| 525td Exc. Sport sus. | 91- 3.97 | | 365083  915004 | |  2,3 | | 341146 | |  1,2 |
| ⊕ Sport sus. 525td | 91- 3.97 | | 366007 | |  2,3 | | 341146 | |  1,2 |
| 525tds Incl. Sport sus. | 91- 3.97 | | 366007 | |  2,3 | | 341146 | |  1,2 |
| 525i Incl. Sport sus. | 91-12.94 | | 366007  SM1000 | |  2,3 | | OE =  | | |
| 525i Incl. Sport sus. | 1.95- 3.97 | | 366007 | |  2,3 | | OE =  | | |
| 530i, 540i Incl. Sport sus. | 91- 3.97 | | 366007 | |  2,3 | | OE =  | | |
| 6 Series (E24) | | | | | | | | | |
| 628CSi, 630CS, 633CSi | 76- 6.78 | 665001 | 365021  915001 ▼  915004 | |  2,2 | 441017 | 341038 | 551013 |  0,8 |
| 628CSi, 630CS, 633CSi, 635CSi | 7.78- 5.82 | 665050 | 365024  915001 ▼  915004 | |  2,2 | 441017 | 341038 | 551013 |  0,8 |



| MODEL FAHRZEUG MODELE | YEAR JAHR ANNEE | FRONT/VORNE/AVANT | | |  | REAR/HINTEN/ARRIERE | | |  |
|--|-----------------------|-------------------|--|--------------------------------|---|---------------------|--|--------------------------------|---|
| | | PREMIUM Oil | EXCEL-G* Twin-tube Gas | GAS-A-JUST Mono-tube Gas | | PREMIUM Oil | EXCEL-G* Twin-tube Gas | GAS-A-JUST Mono-tube Gas | |
| BMW (D) | | | | | | | | | |
| 6 Series (E24) | | | | | | | | | |
| 628CSi, 633CSi, 635CSi | 6.82- 90 | 665049 | 365043 915001 ▼ 915004  | | 2,2 | 441089 | 341144 | 551058 | ⊥ 0,8 |
| 630CSi | 6.82- 90 | 665049 | 365043 915004 | | 2,2 | 441089 | 341144 | 551058 | ⊥ 0,8 |
| 6 Series (E24) M6 | | | | | | | | | |
|  | 86- 90 | |  | | | | | | |
| 7 Series (E23) | | | | | | | | | |
| 728, 728 i, 730, 733 i  → 3035000 | 77- 8.79 | 665050 | 365024 915001 ▼ 915004 | | 2,0 | | | 551030 | ⊥ 1,0 |
| 728 i, 732 i, 735 i  3035001 → | 9.79- 9.81 | 665050 | 365024 915001 ▼ 915004 | | 2,0 | 441046 | 341042 | | ⊥ 1,2 |
| 728 i, 732 i, 735 i | 10.81- 8.84 | 665050 | 365024 915001 ▼ 915004 | | 2,0 | 441047 | 341043 | | ⊥ 1,2 |
| 745 i | 7.79- 8.84 | 665050 | 365024 915001 ▼ 915004 | | 2,0 | | OE =  | | |
| 728 i, 732 i, 735 i | 9.84- 8.86 | | 365024 915001 ▼ 915004 | | 2,0 | | 341043 | | ⊥ 1,0 |
| 745 i | 9.84- 8.86 | | 365024 915001 ▼ 915004 | | 2,0 | | OE =  | | |
| 7 Series (E32) Exc. M-Technique sus., EDC () | | | | | | | | | |
| 730 i, 730 iL, 735 i, 735 iL Incl. Sport sus. | 9.86- 2.88 | | 365082 | | 2,3 | | 341129 Exc.  | | ⊥ 1,2 |

*Excel-G is a new name of SUPER
Excel-G ist der neue Name für SUPER
Excel-G est le nom nouveau pour SUPER


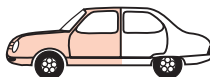












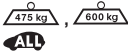

































| MODEL FAHRZEUG MODELE | YEAR JAHR ANNEE | FRONT/VORNE/AVANT | | |  | REAR/HINTEN/ARRIERE | | |  |
|--|--|-------------------|--|--------------------------------|--|---------------------|--|--------------------------------|--|
| | | PREMIUM Oil | EXCEL-G* Twin-tube Gas | GAS-A-JUST Mono-tube Gas | | PREMIUM Oil | EXCEL-G* Twin-tube Gas | GAS-A-JUST Mono-tube Gas | |
| BMW (D) | | | | | | | | | |
| 7 Series (E32) Exc. M-Technique sus., EDC (🔧) | | | | | | | | | |
| 730 i, 730 iL, 735 i, 735 iL Incl. Sport sus. | 3.88- 7.90 | | 366005 | |  2,3 | | 341129 Exc.  | |  1,2 |
| 730 i, 730 iL 735 i, 735 iL Incl. Sport sus. | 8.90- 1.92 8.90- 94 | | 366007 | |  2,3 | | 341129 Exc.  | |  1,2 |
| 7 Series (E38) Exc. M-Technique sus., EDC (🔧) | | | | | | | | | |
| 725tds, 728i, 730i, 740i Exc.  | 4.94- 01 | | 335907 L 335906 R | |  2,5 | | 341211 Exc.  | |  2,1 |
|  725tds, 728i, 730i, 740i | 4.94- 01 | | | | | | 341211 Exc.  | |  2,1 |
| 728iL, 730iL, 740iL, 750iL | 4.94- 01 | | 335907 L 335906 R | |  2,5 | | OE  | | |
| E 10 Series | | | | | | | | | |
| 1502 1600-2 Ti 2002 Ti 1602, 1802, 2000 Tii, 2002 Tii Touring 1600, 1800, 2000 Touring 1602, 1802, 2002 | 75- 77 66- 71 67- 75 71- 75 71- 75 71- 75 | 663001 | 363013 <u>373009</u> | |  2,8 | 443004 | 343045 | 554002 <u>244033</u> |  0,5 |
| Series 2.5, 2.8, 3.0, 3.3 (E3) | | | | | | | | | |
| 2500, 2500 A, 2.8 i, 2.8 LA 3.0 S, 3.0 SA, 3.0 Si, 3.0 SiA 3.0 L, 3.0 LA, 3.3 L, 3.3 LA | 4.71- 8.75 | | 365002 | |  2,2 | 441017 | 341038 | 551013 |  |
| 2500, 2500 A, 2.8 L, 2.8 LA 3.0 S, 3.0 SA, 3.0 Si, 3.0 SiA 3.0 L, 3.0 LA, 3.3 L, 3.3 LA | 9.75- 76 | 665050 | 365024 | |  2,2 | 441010 | 341032 | 551011 |  |
| Z1 | | | | | | | | | |
|  | 10.88- 2.91 | |  SM1000 | | | | | | |
| Z3  Exc. M-Technique sus. | | | | | | | | | |
| 1.8i, 1.9i-16V 2.0, 2.8i-V6 Exc. Sport sus. | 96- 97- | | | |  | | 343330 | |  |



| MODEL FAHRZEUG MODELE | YEAR JAHR ANNEE | FRONT/VORNE/AVANT | | | | REAR/HINTEN/ARRIERE | | | |
|--|--|-------------------|------------------|------------------|-------------|---------------------|------------------|------------------|-------------|
| | | PREMIUM | EXCEL-G* | GAS-A-JUST | | PREMIUM | EXCEL-G* | GAS-A-JUST | |
| | | Oil | Twin-tube Gas | Mono-tube Gas | | Oil | Twin-tube Gas | Mono-tube Gas | |
| Buick (US) ⇒ General Motors (US) | | | | | | | | | |
| | | | | | | | | | |
| Chevrolet (US) ⇒ General Motors (US) | | | | | | | | | |
| | | | | | | | | | |
| Chrysler - Dodge - Plymouth (US) | | | | | | | | | |
| Le Baron, Saratoga , , , | | | | | | | | | |
| Incl. GTS, GTC Exc. | 86- 95 | | 235045 | | | | 343164 | | |
| Neon | | | | | | | | | |
| Exc. Sport sus. | 95- | | 235616 | | | | 235615 | | |
| Stratus, Cirrus, Breeze | | | | | | | | | |
| | 95- | | 235610 | | | | 235611 | | |
| Voyager/Mini-Van, Town & Country, Caravan | | | | | | | | | |
| | 84- 85 | | | | | | 344080 | | |
| , Incl. Grand Voyager,Grand Caravan | 86- 2.96 | | 235044 | | | | 344080 | | |
| , Incl. Grand Voyager,Grand Caravan | 2.96- 00 | | 334188 | | | | 344080 Exc. | | |
| Citroën (F) | | | | | | | | | |
| 2 CV, Dyane, Mehari | | | | | | | | | |
| 2 CV AZU 250 GA Dyane 4, Dyane 6 Mehari Dyane Mehari Piste | 66- 6.75 3.70- 6.75 66- 6.75 68- 6.75 5.69- 6.75 | | | | | 441023 | | 551041 | 0,6 |
| 2 CV 4, 2 CV 6 Dyane 4, Dyane 6 AZU 250, 250 GA Mehari | 3.70- 6.79 7.75- 6.79 7.75- 7.75- | 441024 | | | 1,0 | 441023 | | | 0,6 |
| 2 CV F.A.F., Mehari AKS 400 Ami Super Berline & Break | 7.79- 7.76- 12.72- | 441025 | | 551042 | 1,0 | 441026 | | | 0,6 |

*Excel-G is a new name of SUPER
Excel-G ist der neue Name für SUPER
Excel-G est le nom nouveau pour SUPER


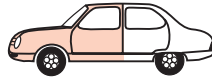






































| MODEL FAHRZEUG MODELE | YEAR JAHR ANNEE | FRONT/VORNE/AVANT | | |  | REAR/HINTEN/ARRIERE | | |  |
|--|-----------------------|----------------------|---|--------------------------------|--|----------------------|------------------------------|--------------------------------|--|
| | | PREMIUM Oil | EXCEL-G* Twin-tube Gas | GAS-A-JUST Mono-tube Gas | | PREMIUM Oil | EXCEL-G* Twin-tube Gas | GAS-A-JUST Mono-tube Gas | |
| Citroën (F) | | | | | | | | | |
| AX | | | | | | | | | |
| 10 E/RE, 11 E/RE, 11 TRE, 14 TRS, 14 TZS, 14 D/RD/TRD, GT | 86- | 665067 | 365087 375036   | |  3,6 | 441065 | 341101 | 551052 241006 |  0,8 |
| 14 RE Sport | 86- | | 365087 375036   | |  3,6 | | 341101 | 551052 241006 |  0,8 |
| Berlingo | | | | | | | | | |
|  | 96- | 633839 L 633838 R | 333839 L 333838 R  SM1905 ¹⁾  SM1906 ²⁾ | |  3,0 | 441105 | 341237 | |  0,8 |
|  | 96- | | 333839 L 333838 R  SM1905 ¹⁾  SM1906 ²⁾ | |  3,0 | 441105 | 341237 | |  0,8 |
| 1)  2)  | | | | | | | | | |
| Evasion | | | | | | | | | |
|  | 94- 1.98 | 634927 | 334927  SM1916 L  SM1917 R | |  2,3 | 443277 ¹⁾ | 343296 ¹⁾ | |  1,6 |
|  | 1.98- 8.00 | 634927 | 334927  SM1916 L  SM1917 R | |  2,3 | 443303 ²⁾ | 343321 ²⁾ | |  1,6 |
|  | 9.00- | 634927 | 334927  SM1918 L  SM1919 R | |  2,3 | 443303 ²⁾ | 343321 ²⁾ | |  1,6 |
| LN, LNA | | | | | | | | | |
| LN 602 cc | - 4.77 | 664004 | 364008 | |  3,3 | | | | |
| LN 602 cc, 652 cc | 5.77- 80 | 664004 | 364008 | |  3,3 | 441041 | 341039 | |  1,9 |
| LNA 652 cc, 1124 cc | 11.78- 86 | 633021 | 333020 | |  3,3 | 441041 | 341039 | |  1,9 |
| 1)  L max. = 370mm 2)  L max. = 400 mm | | | | | | | | | |



| MODEL FAHRZEUG MODELE | YEAR JAHR ANNEE | FRONT/VORNE/AVANT | | | | REAR/HINTEN/ARRIERE | | | |
|--|----------------------------------|--------------------------|--|--------------------------------|--------|---------------------|------------------------------|--------------------------------|--|
| | | PREMIUM Oil | EXCEL-G* Twin-tube Gas | GAS-A-JUST Mono-tube Gas | | PREMIUM Oil | EXCEL-G* Twin-tube Gas | GAS-A-JUST Mono-tube Gas | |
| Citroën (F) | | | | | | | | | |
| Saxo | | | | | | | | | |
| 1.0, 1.1, 1.4, 1.5D 1.6 Exc. 16V | 2.96- | 665067 | 365087 <u>375036</u> SM1903 | 3,6 | 441065 | 341101 | 551052 <u>241006</u> | 0,8 | |
| 1.6-16V | 2.96- | | 365087 <u>375036</u> SM1903 | 3,6 | | 341101 | 551052 <u>241006</u> | 0,8 | |
| Visa | | | | | | | | | |
| Visa & Visa II 1124cc | 9.78- 83 | 633021 | 333020 | 2,8 | 441027 | 341024 | | 2,2 | |
| Visa & Visa II 1360cc Exc. GT, Challenger, Chrono | 9.78- 6.84 | 633021 | 333020 | 2,8 | | | | | |
| Chrono 1.4 Challenger 1.0 GT 1.4 | 8.78- 88 2.84- 88 8.78- 86 | | | | 441076 | 341108 | | 2,2 | |
| Visa & Visa Club 652 cc 11 E, 11 RE, 1124 cc 14 RS, 14 TRS, 1360 cc Exc. GT, Chrono, Challenger | 6.84- 91 | 633021 | 333020 | 2,8 | 441027 | 341024 | | 2,2 | |
| Visa 17 D, 17 RD 1.8 Diesel | 4.84- 91 | 633828 | 333828 SM1900 | 2,8 | 441075 | 341107 | | 2,2 | |
| Visa 1.6 GTi | 84- 91 | 634011 L 634010 R | 334023 L 334022 R SM1900 | 2,8 | 441076 | 341108 | | 2,2 | |
| Xsara | | | | | | | | | |
| 1.4,1.9 Diesel,1.9 Turbo Diesel | 97- 9.00 | 633839 L 633838 R | 333839 L 333838 R <u>323839 L</u> <u>323838 R</u> SM1905 ¹⁾ SM1906 ²⁾ | 3,0 | 441092 | 341166 | 551060 <u>241008</u> | 0,8 | |
| 1.8,1.8-16V | 97- 9.00 | 633839 L 633838 R | 333839 L 333838 R <u>323839 L</u> <u>323838 R</u> SM1905 ¹⁾ SM1906 ²⁾ | 3,0 | 441093 | 341166 | 551060 <u>241008</u> | 0,8 | |
| 1) 2) | | | | | | | | | |

*Excel-G is a new name of SUPER
Excel-G ist der neue Name für SUPER
Excel-G est le nom nouveau pour SUPER


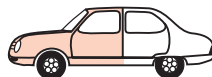



























































| MODEL FAHRZEUG MODELE | YEAR JAHR ANNEE | FRONT/VORNE/AVANT | | |  | REAR/HINTEN/ARRIERE | | |  |
|---|----------------------------------|----------------------|--|--------------------------------|---|-----------------------------|------------------------------|--------------------------------|--|
| | | PREMIUM Oil | EXCEL-G* Twin-tube Gas | GAS-A-JUST Mono-tube Gas | | PREMIUM Oil | EXCEL-G* Twin-tube Gas | GAS-A-JUST Mono-tube Gas | |
| Citroën (F) | | | | | | | | | |
| Xsara  | | | | | | | | | |
| 1.4, 1.9 Diesel, 1.9 Turbo Diesel | 97- 9.00 | 633839 L 633838 R | 333839 L 333838 R 323839 L 323838 R | |  3,0 | 441093 | 341166 | 551060 241008 |  0,8 |
| | | | | | | | | | |
| Xsara Picasso | | | | | | | | | |
|  | 10.99- | | | |  | 441066 | 341102 | 551053 |  |
| ZX  | | | | | | | | | |
| 1.1, 1.4 1.7 Diesel 1.9 Diesel  → 5683 Exc. Turbo Diesel | 91- 7.97 92- 7.97 91- 5.92 | 633837 L 633836 R | 333837 L 333836 R  SM1905 ¹⁾  SM1906 ²⁾ | |  3,0 | 441092 H/D 441093 | 341166 | 551060 |  0,8 |
| 1.6, 1.8 | 91- 7.97 | 633839 L 633838 R | 333839 L 333838 R 323839 L 323838 R  SM1905 ¹⁾  SM1906 ²⁾ | |  3,0 | 441092 H/D 441093 | 341166 | 551060 241008 |  0,8 |
| 1.9 Diesel  ABS  5684 → Exc. Turbo Diesel | 6.92- 7.97 | 633837 L 633836 R | 333837 L 333836 R  SM1905 ¹⁾  SM1906 ²⁾ | |  3,0 | 441092 H/D 441093 | 341166 | 551060 |  0,8 |
| 1.9 Diesel  ABS  5684 → Exc. Turbo Diesel | 6.92- 7.97 | 633839 L 633838 R | 333839 L 333838 R 323839 L 323838 R  SM1905 ¹⁾  SM1906 ²⁾ | |  3,0 | 441092 H/D 441093 | 341166 | 551060 241008 |  0,8 |
| 1.9 Turbo Diesel Exc. Volcane | 91- 7.97 | 633839 L 633838 R | 333839 L 333838 R 323839 L 323838 R  SM1905 ¹⁾  SM1906 ²⁾ | |  3,0 | 441092 H/D 441093 | 341166 | 551060 241008 |  0,8 |
| 1)  2)  | | | | | | | | | |
















































| MODEL FAHRZEUG MODELE | YEAR JAHR ANNEE | FRONT/VORNE/AVANT | | | | REAR/HINTEN/ARRIERE | | | |
|---|--------------------------------------|----------------------|--|--------------------------------|---------|---------------------|------------------------------|--------------------------------|---------|
| | | PREMIUM Oil | EXCEL-G* Twin-tube Gas | GAS-A-JUST Mono-tube Gas | | PREMIUM Oil | EXCEL-G* Twin-tube Gas | GAS-A-JUST Mono-tube Gas | |
| Citroën (F) | | | | | | | | | |
| ZX | | | | | | | | | |
| 1.9 Turbo Diesel Volcane 1.9i 5684 → 2.0i 5684 → Exc. 16V | 91- 7.97 5.92- 7.97 5.92- 7.97 | 633839 L 633838 R | 333839 L 333838 R 323839 L 323838 R SM1905 ¹⁾ SM1906 ²⁾ | | 3,0 | 441093 | 341166 | 551060 241008 | 0,8 |
| 1.9i → 5683 2.0i → 5683 Exc. 16V | 91- 5.92 91- 5.92 | 633922 L 633921 R | 333922 L 333921 R SM1905 ¹⁾ SM1906 ²⁾ | | 3,0 | 441093 | 341166 | 551060 | 0,8 |
| 2.0 i -16V | 92- 7.97 | | 333839 L 333838 R 323839 L 323838 R SM1905 ¹⁾ SM1906 ²⁾ | | 3,0 | | 341166 | 551060 241008 | 0,8 |
| ZX | | | | | | | | | |
| 1.4i, 1.6i, 1.8i 1.9 Diesel, 1.9 Turbo Diesel | 94- 7.97 | 633839 L 633838 R | 333839 L 333838 R 323839 L 323838 R SM1905 ¹⁾ SM1906 ²⁾ | | 3,0 | 441093 | 341166 | 551060 241008 | 0,8 |
| Citroën Commercial (F) | | | | | | | | | |
| Berlingo | | | | | | | | | |
| , | 96- | 633839 L 633838 R | 333839 L 333838 R SM1905 ¹⁾ SM1906 ²⁾ | | 3,0 | 441105 | 341237 | | 0,8 |
| | 96- | | 333839 L 333838 R SM1905 ¹⁾ SM1906 ²⁾ | | 3,0 | 441105 | 341237 | | 0,8 |
| C 15 | | | | | | | | | |
| C 15 e = | 10.84- 5.88 | 633021 | 333020 | | 2,3 | 441962 | 341962 | | 0,6 |
| 1) 2) | | | | | | | | | |

*Excel-G is a new name of SUPER
Excel-G ist der neue Name für SUPER
Excel-G est le nom nouveau pour SUPER


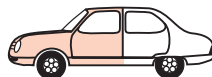









































































| MODEL FAHRZEUG MODELE | YEAR JAHR ANNEE | FRONT/VORNE/AVANT | | |  | REAR/HINTEN/ARRIERE | | |  |
|---|-----------------------|-------------------|------------------------------|--|---|----------------------|------------------------------|--------------------------------|--|
| | | PREMIUM Oil | EXCEL-G* Twin-tube Gas | GAS-A-JUST Mono-tube Gas | | PREMIUM Oil | EXCEL-G* Twin-tube Gas | GAS-A-JUST Mono-tube Gas | |
| Citroën Commercial (F) | | | | | | | | | |
| C 15 | | | | | | | | | |
| C 15 Diesel C 15 e  =  | 10.84- 5.88- | 633828 | 333828 |  SM1900 |  2,3 | 441962 | 341962 | |  0,6 |
| C 25 | | | | | | | | | |
|  Exc.  | 81-12.85 | 635850 | | |  2,3 | 445022 | | |  0,6 |
|  | 81-12.85 | 635850 | | |  2,3 | | | | |
|  Exc.  1800 kg | 1.86- 94 | 635851 | | |  2,3 | 445022 | | |  0,6 |
|  Exc.  1800 kg | 1.86- 94 | 635851 | | |  | | | | |
| Jumper | | | | | | | | | |
| 27 ()  Incl.  Exc. H/D, Camping Car | 94- | 635852 | |  SM1920 L  SM1921 R |  | | 344283 | |  |
| 31 ()  Incl.  Exc. H/D, Camping Car | 94- | 635852 | |  SM1920 L  SM1921 R |  | | 344284 | |  |
| 35 ()  Exc. H/D, Camping Car | 94- | 635853 | |  SM1920 L  SM1921 R |  | | 345021 | |  |
| Jumpy | | | | | | | | | |
|  | 96- 8.97 | 634928 | 334928 |  SM1916 L  SM1917 R |  | 441106 ¹⁾ | 341238 ¹⁾ | |  |
|  | 9.97- 8.00 | 634928 | 334928 |  SM1916 L  SM1917 R |  | 441107 ²⁾ | 341239 ²⁾ | |  |
|  | 9.00- | 634928 | 334928 |  SM1918 L  SM1919 R |  | 441107 ²⁾ | 341239 ²⁾ | |  |
| <div><div>1)  L max. = 370mm</div><div>2)  L max. = 400 mm</div></div> | | | | | | | | | |










































| MODEL FAHRZEUG MODELE | YEAR JAHR ANNEE | FRONT/VORNE/AVANT | | |   | REAR/HINTEN/ARRIERE | | |   |
|---|-----------------------|----------------------|---|--------------------------------|--|----------------------|------------------------------|--------------------------------|--|
| | | PREMIUM Oil | EXCEL-G* Twin-tube Gas | GAS-A-JUST Mono-tube Gas | | PREMIUM Oil | EXCEL-G* Twin-tube Gas | GAS-A-JUST Mono-tube Gas | |
| Daewoo (KO) | | | | | | | | | |
| Espero | | | | | | | | | |
| 1.5 1.8 2.0 | 92- | 665036 | 365025 <u>375009</u>  SM1307 | |  2,1 | 443134 | 343047 | 553075 <u>243014</u> |  0,6 |
| Lanos | | | | | | | | | |
|  | 97- | 665036 | 365025 <u>375009</u> | |  | 443134 | 343047 | 553075 <u>243014</u> |  |
| Leganza | | | | | | | | | |
|  Incl.  | 97- | 634096 L 634095 R | 334212 L 334211 R | |  | 634098 L 634097 R | 334214 L 334213 R | |  |
| Matiz | | | | | | | | | |
|  Incl.  | 4.98- | 632117 L 632116 R | 332101 L 332100 R | |  | 443301 | 343304 | |  |
| Musso | | | | | | | | | |
|   Incl.  | 10.93- | | 344309 | 554146 |   | | 344310 | 554147 |   |
| Nexia/Cielo | | | | | | | | | |
| 1.5, 1.5 -16V 1.8 | 95- | 665036 | 365025 <u>375009</u>  SM1307 | |  2,1 | 443134 | 343047 | 553075 <u>243014</u> |  0,6 |
| Nubira  ,  ,  | | | | | | | | | |
|  Incl.   KLAJ **** EV | 97- 7.97 | 634092 L 634091 R | 334208 L 334207 R | |  | 633203 L 633202 R | 333255 L 333254 R | |  |
|  Incl.   KLAJ**** EW,EX,EY,... | 8.97- | 634094 L 634093 R | 334210 L 334209 R | |  | 633203 L 633202 R | 333255 L 333254 R | |  |
| Tico  | | | | | | | | | |
|  | 96- | 632094 L 632093 R | | |  | | 342018 | |  |

*Excel-G is a new name of SUPER
Excel-G ist der neue Name für SUPER
Excel-G est le nom nouveau pour SUPER


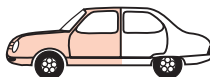















































| MODEL FAHRZEUG MODELE | YEAR JAHR ANNEE | FRONT/VORNE/AVANT | | |   | REAR/HINTEN/ARRIERE | | |   |
|--|--|----------------------|------------------------------|--------------------------------|--|----------------------|------------------------------|--------------------------------|--|
| | | PREMIUM Oil | EXCEL-G* Twin-tube Gas | GAS-A-JUST Mono-tube Gas | | PREMIUM Oil | EXCEL-G* Twin-tube Gas | GAS-A-JUST Mono-tube Gas | |
| Daihatsu (J) | | | | | | | | | |
| Applause | | | | | | | | | |
| 1.6   (A 101) Incl. Hard sus., Auto adjust sus. | 6.89- | | 333171 L 333170 R | |  1,7 | | 333173 L 333172 R | |  1,7 |
| 1.6   (A 111) Incl. Hard sus., Auto adjust sus. | 6.89- | | 333171 L 333170 R | |  1,7 | | 333175 L 333174 R | |  1,7 |
| Charade | | | | | | | | | |
|  (G 10 series) | 77- 5.78 | 633024 L 633023 R | | |  1,8 | 441037 | 341013 | |  1,6 |
|  (G 10 series) | 6.78- 8.79 | 633026 L 633025 R | | |  1,8 | 441037 | 341013 | |  1,6 |
|  (G 10 series) | 8.79- 1.83 | 633013 L 633012 R | | |  1,8 | 441037 | 341013 | |  1,6 |
|  (G 11, 30 series) | 1.83- 86 | 632029 L 632028 R | | |  1,8 | 442027 | | |  1,4 |
|    1000 (G100) Exc. Turbo, GT-ti 1000 Diesel, Turbo Diesel (G101) 1300  R-Grade Package (G102) | 1.87- 2.93 1.87- 2.93 9.88- 2.93 | 632045 L 632044 R | 332044 L 332043 R | |  1,8 | 632090 L 632089 R | 332067 L 332066 R | |  1,8 |
|    1000 Turbo (G100) Exc. GT-ti 1300  R-Grade Package (G102) | 1.87- 8.88 9.88- 2.93 | | 332044 L 332043 R | |  1,8 | | 332067 L 332066 R | |  1,8 |
|   1300 (G102) | 5.89- 2.93 | 632045 L 632044 R | 332044 L 332043 R | |  1,8 | 633132 L 633131 R | 333154 L 333153 R | |  1,8 |
|   1000 GT-ti (G100) | 1.87- 2.93 | | 332044 L 332043 R | |  1,8 | | 332046 L 332045 R | |  1,8 |
|   1300 (G112) | 9.88- 2.93 | | | |  1,8 | | | |  1,8 |
|     1000 (G202) 1300 (G200) 1500 (G203) Incl.  | 5.93- 6.96 3.93- 6.96 6.94- 6.96 | 632102 L 632101 R | 332079 L 332078 R | |  1,8 | 633176 L 633175 R | 333200 L 333199 R | |  1,8 |
|    1000 (G202) 1300 (G200) Incl.  | 6.96- 6.96- | | 333245 L 333244 R | |  1,8 | | 333247 L 333246 R | |  1,8 |
|    1500 (G203) Incl.  | 6.96- | | 333245 L 333244 R | |  1,8 | | 333247 L 333246 R | |  1,8 |
|  1600 GTi (G201) Incl.  | 3.93- | | 332079 L 332078 R | |  1,8 | | 333200 L 333199 R | |  1,8 |
































































| MODEL FAHRZEUG MODELE | YEAR JAHR ANNEE | FRONT/VORNE/AVANT | | |  | REAR/HINTEN/ARRIERE | | |  |
|--|---------------------------|----------------------|------------------------------|--------------------------------|--|---------------------|------------------------------|--------------------------------|--|
| | | PREMIUM Oil | EXCEL-G* Twin-tube Gas | GAS-A-JUST Mono-tube Gas | | PREMIUM Oil | EXCEL-G* Twin-tube Gas | GAS-A-JUST Mono-tube Gas | |
| Daihatsu (J) | | | | | | | | | |
| Charmant  | | | | | | | | | |
|  (A 10, 20)  (A 30, 40) | 11.74- 2.78 2.77- 7.81 | 663031 | 363018 | |  4,2 | 443097 | 343035 | 553054 |  0,8 |
| 1300 (A 35) 1500 (A 55) | 10.81- 8.83 | 663032 | 363023 | |  4,2 | 443099 | 343036 | 553056 |  0,8 |
| 1600 (A 45) 1300 (A 35), 1600 (A 60) | 10.81- 8.83 9.83- 88 | 665022 | 365015 | |  4,2 | 443099 | 343036 | 553056 |  0,8 |
| Charmant  | | | | | | | | | |
|  (A 10 V, 20 V, 30 V) | 12.74- 2.78 | 663031 | | |  | 443065 | | |  |
| 1300 (A 30V) 1600 (A 40V) | 8.79- 7.81 | 663031 | | |  4,2 | 443176 | | |  |
| Cuore/Domino | | | | | | | | | |
|  (L 55) Exc. Van | 6.80-12.85 | 633017 L 633016 R | | |  | 443175 | | |  1,0 |
| Van (L 55 V) | 6.80-12.85 | 633017 L 633016 R | | |  | | | |  |
| 840 cc (L80) | 8.85- 7.90 | 632057 L 632056 R | | |  | 442032 | | |  |
| 850 cc (L201) | 8.90- 8.94 | 632098 L 632097 R | | |  | 442033 | | |  |
| 850 cc (L501) | 8.94-10.98 | 632100 L 632099 R | | |  | 442034 | | |  |
| 1000 cc Incl.  ABS (L701) | 10.98- | 632119 L 632118 R | 332103 L 332102 R | |  | 442038 | 342022 | |  |
| Delta (Truck) | | | | | | | | | |
| Delta (V 10 T) | 8.77- 9.84 | 444064 | | |   | 444061 | | |   |
| Delta (V 12, 48-HU) | 8.77- | 444064 | | |   | 444080 | | |   |

*Excel-G is a new name of SUPER
Excel-G ist der neue Name für SUPER
Excel-G est le nom nouveau pour SUPER


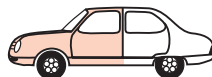

















































| MODEL FAHRZEUG MODELE | YEAR JAHR ANNEE | FRONT/VORNE/AVANT | | |   | REAR/HINTEN/ARRIERE | | |   |
|--|---|----------------------|----------------------|------------------|--|---------------------|----------------------|------------------|--|
| | | PREMIUM | EXCEL-G* | GAS-A-JUST | | PREMIUM | EXCEL-G* | GAS-A-JUST | |
| | | Oil | Twin-tube Gas | Mono-tube Gas | | Oil | Twin-tube Gas | Mono-tube Gas | |
| Daihatsu (J) | | | | | | | | | |
| Fellow, Fellow Max, Max | | | | | | | | | |
|  (L 40 series) Exc. Van | 5.76- 5.80 | 631003 L 631002 R | | |  | 443191 | | 553097 |  |
|  (L 40V series) Van | 5.76- 5.80 | 631003 L 631002 R | | |  | | | |  |
| Feroza | | | | | | | | | |
| F 300 Exc.  | 10.88- | | 344105 | 554063 |  | | 343238 | 553156 |  |
| F 310 Exc.  | 5.92- | | 344105 | 554063 |  | | 343275 | 553196 |  |
| Gran Move | | | | | | | | | |
| 1500 (G303) 1600 (G301) Incl.  ABS | 8.95- 7.98- | | 333245 L 333244 R | |  | | 333247 L 333246 R | |  |
| Hijet | | | | | | | | | |
| Cab, Van (S 38, 40 series) | 9.71- 5.81 | 442019 | | |  | 442020 | | |  |
| Cab, Van (S 60 series) Exc. separate box, Low deck type | 2.78- 3.81 | 443242 | | |  | 442020 | | |  |
| Move | | | | | | | | | |
| 850 cc (L601) | 8.95-10.98 | | 333249 L 333248 R | |  | | 342021 | |  |
| 1000 cc (L901) | 10.98- | | 332103 L 332102 R | |  | | 342022 | |  |
| Sirion/Storia | | | | | | | | | |
|  1.0 (M100) | 1.98- 4.99 | | 332105 L 332104 R | |  | | 342022 | |  |
|  1.0  (M100)  → M100 - 538945 | 4.99-  | | 332105 L 332104 R | |  | | 342022 | |  |
|  1.0  (M100, M101)  M100 - 538946 → 1.3 |  5.00- | | 332111 L 332110 R | |  | | 342022 | |  |
|  1.0 (M110) | 1.98- 4.99 | | 332105 L 332104 R | |  | | 342023 | |  |



| MODEL FAHRZEUG MODELE | YEAR JAHR ANNEE | FRONT/VORNE/AVANT | | |   | REAR/HINTEN/ARRIERE | | |   |
|---|--|-------------------|------------------------------|--------------------------------|---|---------------------|------------------------------|--------------------------------|---|
| | | PREMIUM Oil | EXCEL-G* Twin-tube Gas | GAS-A-JUST Mono-tube Gas | | PREMIUM Oil | EXCEL-G* Twin-tube Gas | GAS-A-JUST Mono-tube Gas | |
| Daihatsu (J) | | | | | | | | | |
| Sirion/Storia | | | | | | | | | |
|  (M110) 1.0 ( → M110 - 542039) | 4.99-  | | 332105 L 332104 R | |  | | 342023 | |   |
|  (M110, M111) 1.0 ( M110 - 542040 →) 1.3 |  5.00- | | 332111 L 332110 R | |  | | 342023 | |   |
| Taft/Rocky/Wild Cat/Four Track | | | | | | | | | |
|  (F 10, 20, 50) | 8.78- 84 | 443152 | | 553144 |   | 443150 | | 553143 |   |
|  (F 25, 55) | 11.79- 84 | 443152 | | 553144 |   | 443151 | | 553096 |   |
|  (F 60) | 10.82- 84 | 443177 | | 553145 |   | 443150 | | 553143 |   |
|  (F 70, F 75, F 80, F 85) Exc.  | 4.84- 4.93 | | 343186 | 553113 |   1,0 | | 343186 | 553113 |   1,4 |
|  (F 77, F 87) Exc.  | 4.84- 4.93 | | 343186 | 553113 |   1,0 | 443151 | | 553096 |   |
|  (F 73, F 78) Exc.  | 5.93- | | 344257 | 554089 |   | | 344258 | 554090 |   |
| Terios | | | | | | | | | |
| 1300 (J100) Incl.  | 3.97- | | | |  | | 342024 | |   |
| YRV | | | | | | | | | |
|  (M2) 1.0, 1.3 | 10.00- | | 332111 L 332110 R | |  | | 342022 | |   |
|  (M2) 1.3 | 10.00- | | 332111 L 332110 R | |  | | 342023 | |   |

*Excel-G is a new name of SUPER
Excel-G ist der neue Name für SUPER
Excel-G est le nom nouveau pour SUPER


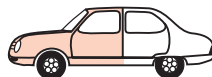









































| MODEL FAHRZEUG MODELE | YEAR JAHR ANNEE | FRONT/VORNE/AVANT | | |   | REAR/HINTEN/ARRIERE | | |   |
|--|-----------------------|-------------------|------------------|------------------|--|---------------------|------------------|------------------|--|
| | | PREMIUM | EXCEL-G* | GAS-A-JUST | | PREMIUM | EXCEL-G* | GAS-A-JUST | |
| | | Oil | Twin-tube Gas | Mono-tube Gas | | Oil | Twin-tube Gas | Mono-tube Gas | |
| Dodge (US) ⇒ Chrysler (US) | | | | | | | | | |
| | | | | | | | | | |
| Fiat (I) | | | | | | | | | |
| 500, D, F, L, Nuova | 59- 76 | 443005 | 343070 | |  | 443006 | 343071 | |  |
| 124, 125, 126, 127, 128 | | | | | | | | | |
| 124 S, T  | 68- 76 | 443007 | 343072 | 553003 |  2,5 | 443008 | 343017 | 553004 |  1,1 |
| 124 Familiare  | 66- 2.75 | 443007 | 343072 | 553003 |  2,5 | 443123 | 343098 | 553005 |  |
| 125, 125 S | 2.67- 6.72 | 443010 | 343074 | |  1,0 | 443011 | 343075 | 553148 |  |
| 126  Exc. Bis | 72- | 443005 | 343070 | |  0,8 | 443006 | 343071 | |  0,8 |
| 127  Exc. Diesel, Fiorino | 71-10.83 | 633002 | 333014 | |  1,1 | 633003 | 333005 | |  1,2 |
| 128  | 69-12.82 | 633004 | 333013 | |  1,1 | 633005 | 333015 | |  1,0 |
| 131  | | | | | | | | | |
|   → 4214186 | 74- 2.78 | 633006 | 333016 | |  1,1 | 443008 | 343017 | 553004 |  1,1 |
|   ,  4214186 → | 3.78- 2.81 | 633007 | 333017 | |  1,1 | 443008 | 343017 | 553004 |  1,1 |
|   | 3.81-12.83 | | | | | 443008 | 343017 | 553004 |  1,1 |
| Diesel  → 1012811 | 7.78- 2.81 | 633008 | 333018 | |  1,1 | 443008 | 343017 | 553004 |  1,1 |
| Diesel  1012811 → | 3.81-12.83 | | | |  | 443008 | 343017 | 553004 |  1,1 |
| 131  | | | | | | | | | |
|   → 4214186 | 74- 2.78 | 633006 | 333016 | |  1,1 | 443012 | 343076 | |  1,1 |



| MODEL FAHRZEUG MODELE | YEAR JAHR ANNEE | FRONT/VORNE/AVANT | | | | REAR/HINTEN/ARRIERE | | | |
|-----------------------------|-----------------------|-------------------|--|--------------------------------|-----|---------------------|------------------------------|--------------------------------|-----|
| | | PREMIUM Oil | EXCEL-G* Twin-tube Gas | GAS-A-JUST Mono-tube Gas | | PREMIUM Oil | EXCEL-G* Twin-tube Gas | GAS-A-JUST Mono-tube Gas | |
| Fiat (I) | | | | | | | | | |
| 131 | | | | | | | | | |
| 4214186→ | 3.78- 2.81 | 633007 | 333017 | | | 443012 | 343076 | | |
| | | | | | 1,1 | | | | 1,1 |
| | 3.81-12.83 | | | | | 443012 | 343076 | | |
| | | | | | | | | | 1,1 |
| Diesel → 1012811 | 7.78- 2.81 | 633008 | 333018 | | | 443012 | 343076 | | |
| | | | | | 1,1 | | | | 1,1 |
| Diesel 1012811→ | 3.81- 84 | | | | | 443012 | 343076 | | |
| | | | | | | | | | 1.1 |
| 132/Argenta | | | | | | | | | |
| 132 Argenta | 72- 86 81- 86 | 443013 | 343018 | 553006 | | 443014 | 343019 | 554005 | |
| | | | | | 0,7 | | | | 1,1 |
| Barchetta | | | | | | | | | |
| 1.8 | 95- | | | | | | | 554086 | |
| | | | | | | | | | |
| Bravo, Brava | | | | | | | | | |
| 1.4 → 4085697 | 95- 96 | | 333842 | | | | 344115 | 554077 | |
| | | | SM1806 | | | | | | |
| 1.4 4085698→ | 1.96- 01 | | 333868▼ 333711 | | | | 344115 | 554077 | |
| | | | SM1806 | | | | | | |
| 1.6 | 95- 01 | | 333868▼ 333711 | | | | 344115 | 554077 | |
| | | | SM1806 ¹⁾ SM1802 L ²⁾ SM1803 R ²⁾ | | | | | | |
| 1.9 D | 95- 01 | | 333868▼ 333711 | | | | 344115 | 554077 | |
| | | | SM1806 | | | | | | |
| 1.8 1.9 TD | 95- 01 | | 334859▼ 334809 | | | | 344115 | 554077 | |
| | | | SM1806 | | | | | | |
| 1) Bravo 2) Brava | | | | | | | | | |

*Excel-G is a new name of SUPER
Excel-G ist der neue Name für SUPER
Excel-G est le nom nouveau pour SUPER


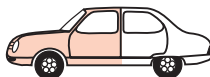













| MODEL FAHRZEUG MODELE | YEAR JAHR ANNEE | FRONT/VORNE/AVANT | | |  | REAR/HINTEN/ARRIERE | | |  |
|---|-------------------------|-------------------|--|--------------------------------|---|---------------------|------------------------------|--------------------------------|--|
| | | PREMIUM Oil | EXCEL-G* Twin-tube Gas | GAS-A-JUST Mono-tube Gas | | PREMIUM Oil | EXCEL-G* Twin-tube Gas | GAS-A-JUST Mono-tube Gas | |
| Fiat (I) | | | | | | | | | |
| Bravo, Brava  | | | | | | | | | |
| 2.0-20V Exc. Sport sus. | 95- 01 | | 334860  SM1806 | |  | | | 554077 |  |
| 2.0-20V ⊕ Sport sus. | 95- 01 | |  SM1802 L  SM1803 R | |  | | | 554077 |  |
| Cinquecento | | | | | | | | | |
| 0.7, 0.9 | 92- 3.98 | 632800 | 332800 <u>322800</u>  | |  1,4 | 441098 | 341189 <u>351019</u> | |  0,7 |
| 1.1 Incl. Sporting | 94- 3.98 | | 332800 <u>322800</u> | |  1,4 | | 341189 <u>351019</u> | |  0,7 |
| Coupé | | | | | | | | | |
| 2.0-16V, 2.0-20V, 2.0 Turbo | 94- | | | |  | | 344115 | 554077 |  |
| Croma (154) | | | | | | | | | |
| 1.6, 2.0 1.9 TD, 2.5 D, 2.5 TD | 12.85-10.86 | | 334804  SM1807 | |  1,1 | | | |  |
| 2.0 i.e., 2.0 i.e. Turbo | 12.85-10.86 | | 334804  SM1808 | |  1,1 | | | |  |
| 1.6, 2.0 1.9 TD, 2.5 D, 2.5 TD 2.0 TD | 11.86- 11.86- 88- | | 334804  SM1807 | |  1,1 | | 334801 | |  2,1 |
| 2.0 i.e., 2.0 i.e. Turbo | 11.86- | | 334804  SM1808 | |  1,1 | | 334801 | |  2,1 |
| Marea   | | | | | | | | | |
| 1.4, 1.6, 1.8 1.9TD -75, 100 | 96- | | 334861  SM1806 | |  | | 344115 | 554077 |  |
| 2.0-20V, 2.4 TD | 96- | | 334862  SM1806 | |  | | | 554077 |  |
| Multipla | | | | | | | | | |
| 1.6 1.9TD | 10.98- | | 334863 | |  | | 344115 | 554077 |  |



| MODEL FAHRZEUG MODELE | YEAR JAHR ANNEE | FRONT/VORNE/AVANT | | | | REAR/HINTEN/ARRIERE | | | |
|--|----------------------------------|-------------------|------------------------------|--------------------------------|---------|---------------------|------------------------------|--------------------------------|---------|
| | | PREMIUM Oil | EXCEL-G* Twin-tube Gas | GAS-A-JUST Mono-tube Gas | | PREMIUM Oil | EXCEL-G* Twin-tube Gas | GAS-A-JUST Mono-tube Gas | |
| Fiat (I) | | | | | | | | | |
| Palio Weekend | | | | | | | | | |
| Incl. ABS | 2.98- | | | | | | 344115 | 554077 | |
| Panda (141) | | | | | | | | | |
| | 2.80- 1.86 | 633811▼ 633951 | 333811▼ 333951 | | 1,1 | 441038 | 341212 | | 0,4 |
| | | | | | | | | | |
| | 2.86- | 633811▼ 633951 | 333811▼ 333951 | | 1,1 | 441077 | 341209 | | 0,4 |
| | | | | | | | | | |
| | 87- | | | | | 441094 | 341210 | | 0,4 |
| | | | | | | | | | |
| Punto | | | | | | | | | |
| 1.1i 55 1.2i 60, 75, 85 1.6i 90 Exc. 1.2 85 Sporting, 1.6 90 Sporting | 93- 9.99 | | 333843 <u>324805</u> | | 1,4 | | 343269 | 554086 <u>244039</u> | 0,9 |
| | | | | | | | | | |
| 1.7 Diesel 1.7 Turbo Diesel | 93- 9.99 | | 334805 <u>324805</u> | | 1,4 | | 343269 | 554086 <u>244039</u> | 0,9 |
| | | | | | | | | | |
| 1.4i GT Turbo 1.2 85 Sporting 1.6 90 Sporting | 93- 9.99 97- 9.99 95- 9.99 | | 334805 <u>324805</u> | | 1,4 | | | 554086 <u>244039</u> | 0,9 |
| | | | | | | | | | |
| 1.2, 1.2-16V Exc. 1.2-16V Sporting | 9.99- | | | | | | 343329 | | |
| 1.9 JTD | 9.99- | | | | | | 343329 | | |
| 1.8-16V 1.2-16V Sporting | 9.99- | | | | | | 343329 | | |
| Regata (138 R) | | | | | | | | | |
| 60, 70, 70 S, 70 ES, 75, 75 S 75 i.e., 75 S i.e. 85, 85 S, 100 S | 9.83- 90 85- 90 9.83- 90 | 633048 | 333048 | | 1,1 | 633044 | 333047 | | 1,0 |
| | | | | | | | | | |

*Excel-G is a new name of SUPER
Excel-G ist der neue Name für SUPER
Excel-G est le nom nouveau pour SUPER


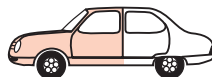




































| MODEL FAHRZEUG MODELE | YEAR JAHR ANNEE | FRONT/VORNE/AVANT | | |  Ⓛ | REAR/HINTEN/ARRIERE | | |  Ⓛ |
|--|---|-------------------|------------------------------|--------------------------------|---|---------------------|------------------------------|--------------------------------|--|
| | | PREMIUM Oil | EXCEL-G* Twin-tube Gas | GAS-A-JUST Mono-tube Gas | | PREMIUM Oil | EXCEL-G* Twin-tube Gas | GAS-A-JUST Mono-tube Gas | |
| Fiat (I) | | | | | | | | | |
| Regata (138 R)  | | | | | | | | | |
| Diesel Diesel Super, Turbo Diesel | 9.83- 90 9.84- 90 | | | | | 633044 | 333047 | | ⊕ 1,0 |
| | | 915812 | | | | | | | |
| Regata Weekend (138 R)  | | | | | | | | | |
| 70, 70 S, 70 ES, 100 S Exc. Diesel | 9.84- 90 | 633048 | 333048 | | ⊕ 1,1 | | | | |
| | | 915812 | | | | | | | |
| Ritmo/Strada (138)   | | | | | | | | | |
| 60, 65, 75, 85 Diesel | 78- 9.82 79- 9.82 | 633019 | 333009 | | ⊕ 1,1 | 633044 | 333047 | | ⊕ 1,0 |
| | | | | SM1804 | | | | | |
| Super 75, 85 105 TC | 81- 9.82 | 633019 | 333009 | | ⊕ 1,1 | 633815 | 333815 | | ⊕ 1,0 |
| | | | | SM1804 | | | | | |
| 125 TC | 81- 9.82 | | | | ⊕ | 633815 | 333815 | | ⊕ 1,0 |
| | | | | SM1804 | | | | | |
| 60, 60 ES, Super 60 70, Super 70, 75, Super 75 85, Super 85 (Ⓛ No. 4378022-) 75 i.e., 75 S i.e. | 10.82- 88 10.82- 88 10.82- 88 6.85- 88 | 633048 | 333048 | | ⊕ 1,1 | 633044 | 333047 | | ⊕ 1,0 |
| | | 915812 | | | | | | | |
| Diesel Turbo Diesel | 10.82- 88 85- 88 | | | | ⊕ | 633044 | 333047 | | ⊕ 1,0 |
| | | 915812 | | | | | | | |
| Seicento | | | | | | | | | |
|  Incl. Sporting | 98- | | 333870 | | ⊕ | 441098 | 341189 | | ⊙ ⊗ |
| | | 915809 | | | | | | | |
| Talento | | | | | | | | | |
|  Exc.  | 88- | 635851 | | | ⊕ 2,5 | 445022 | | | ⊖ ⊖ 0,7 |
| | | | | SM1801 | | | | | |
|  | 88- | 635851 | | | ⊕ 2,5 | | | | |
| | | | | SM1801 | | | | | |
| Tempra (159)  | | | | | | | | | |
| 1.4, 1.6, 1.6 ie | 90- 96 | | 333842 324806 | | ⊕ 1,1 | 444100 | 344115 | 554077 244040 | ⊖ ⊖ 0,7 |
| | | | | SM1802 L SM1803 R | | | | | |
| | | 915803 | | | | | | | |



| MODEL FAHRZEUG MODELE | YEAR JAHR ANNEE | FRONT/VORNE/AVANT | | | | REAR/HINTEN/ARRIERE | | | |
|---|-----------------------|-------------------|---|--------------------------------|----------------------|----------------------|------------------------------|--------------------------------|--|
| | | PREMIUM Oil | EXCEL-G* Twin-tube Gas | GAS-A-JUST Mono-tube Gas | | PREMIUM Oil | EXCEL-G* Twin-tube Gas | GAS-A-JUST Mono-tube Gas | |
| Fiat (I) | | | | | | | | | |
| Tempra (159) | | | | | | | | | |
| 1.8, 2.0 ie, 1.9 Diesel 1.9 Turbo Diesel | 90- 96 | | 334806 <u>324806</u> SM1802 L SM1803 R 915804 | 1,1 | | 344115 | 554077 <u>244040</u> | 0,7 | |
| Tempra Station Wagon/Familia (159) | | | | | | | | | |
| 1.4, 1.6, 1.6 ie Exc. | 90- 96 | | 333842 <u>324806</u> SM1802 L SM1803 R 915803 | 1,1 | | 344115 | 554077 <u>244040</u> | 0,7 | |
| 1.8, 2.0 ie, 1.9 Diesel, 1.9 Turbo Diesel Exc. | 90- 96 | | 334806 <u>324806</u> SM1802 L SM1803 R 915804 | 1,1 | | 344115 | 554077 <u>244040</u> | 0,7 | |
| Tipo (160) | | | | | | | | | |
| 1.1, 1.4, 1.6, 1.6 ie, 1.7 D, 1.9 D | 4.88- 95 | | 333842 <u>324806</u> SM1802 L SM1803 R 915803 | 1,1 | 444100 | 344115 | 554077 <u>244040</u> | 0,7 | |
| 1.8, 1.8 ie, 1.8 ie-16V, 1.9 TD 2.0 ie, 2.0 ie-16V | 1.88- 95 90- 95 | | 334806 <u>324806</u> SM1802 L SM1803 R 915804 | 1,1 | | 344115 | 554077 <u>244040</u> | 0,7 | |
| Ulysse | | | | | | | | | |
| | 94- 1.98 | 634927 | 334927 SM1916 L SM1917 R | 2,3 | 443277 ¹⁾ | 343296 ¹⁾ | | 1,6 | |
| | 1.98- 8.00 | 634927 | 334927 SM1916 L SM1917 R | 2,3 | 443303 ²⁾ | 343321 ²⁾ | | 1,6 | |
| | 9.00- | 634927 | 334927 SM1918 L SM1919 R | 2,3 | 443303 ²⁾ | 343321 ²⁾ | | 1,6 | |
| 1) L max. = 370mm 2) L max. = 400 mm | | | | | | | | | |

*Excel-G is a new name of SUPER
Excel-G ist der neue Name für SUPER
Excel-G est le nom nouveau pour SUPER


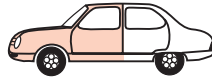
















































































| MODEL FAHRZEUG MODELE | YEAR JAHR ANNEE | FRONT/VORNE/AVANT | | |  | REAR/HINTEN/ARRIERE | | |  |
|---|--|-------------------|------------------------------|--------------------------------|---|---------------------|------------------------------|--------------------------------|--|
| | | PREMIUM Oil | EXCEL-G* Twin-tube Gas | GAS-A-JUST Mono-tube Gas | | PREMIUM Oil | EXCEL-G* Twin-tube Gas | GAS-A-JUST Mono-tube Gas | |
| Fiat (I) | | | | | | | | | |
| Uno (146) | | | | | | | | | |
| 45 (0.9, 1.0) 55 (1.1) 60 (1.1) 70 (1.3) 75 ie (1.5) Diesel (1.3) CS (1.1) | 83- 94 83- 6.85 7.85- 94 1.83- 94 3.85- 94 5.83- 94 83- 94 | 633833 | 333833 <u>323035</u> | |  1,1 | 443271 | 343189 <u>353010</u> | 553134 |  0,8 |
| Turbo Diesel (1.4) Diesel (1.7, 1.9) | 86- 94 7.85- 94 | | 333833 <u>323035</u> | |  1,1 | 443271 | 343189 <u>353010</u> | 553134 |  0,8 |
| Turbo ie (1.3, 1.4) Exc.  | 4.85- 94 | | 333833 <u>323035</u> | |  1,1 | 443271 | 343189 <u>353010</u> | 553134 |  0,8 |
| X 1/9 (128 AS) | | | | | | | | | |
| 1300 | 72- 78 | 663013 | 363017 | |  | 663013 | 363017 | |  |
| 1500 | 78- 82 | 663013 | 363017 | |  | | | | |
| Fiat Commercial (I) | | | | | | | | | |
| Doblo, Doblo Cargo  Exc. Turquie, Israel | | | | | | | | | |
|  ABS 1242 MPI 8V Exc. Panorama, Panorama elegant | -12.00 | | | |  | | | |  |
|  ABS 1242 MPI 8V Exc. Panorama, Panorama elegant | 12.00- | | | |  | | | |  |
|  ABS 1.9 DS Exc. Panorama, Panorama elegant | -12.00 | | | |  | | | |  |
|  ABS 1.9 DS, 1910 JTD Exc. Panorama, Panorama elegant | 12.00- | | | |  | | | |  |
|  ABS 1242 MPI 8V Panorama | -12.00 | | | |  | | | |  |
|  ABS 1242 MPI 8V Panorama, Panorama elegant | 12.00- | | | |  | | | |  |
|  ABS 1.9 DS Panorama, Panorama elegant | -12.00 | | | |  | | | |  |







































| MODEL FAHRZEUG MODELE | YEAR JAHR ANNEE | FRONT/VORNE/AVANT | | | | REAR/HINTEN/ARRIERE | | | |
|---|-----------------------|-------------------|------------------------------|--------------------------------|-----|---------------------|------------------------------|--------------------------------|---|
| | | PREMIUM Oil | EXCEL-G* Twin-tube Gas | GAS-A-JUST Mono-tube Gas | | PREMIUM Oil | EXCEL-G* Twin-tube Gas | GAS-A-JUST Mono-tube Gas | |
| Fiat Commercial (I) | | | | | | | | | |
| Doblo, Doblo Cargo Exc. Turquie, Israel | | | | | | | | | |
| ⊖ ABS 1.9 DS Panorama, Panorama elegant | 12.00- | | | | | | | | ⊖ |
| ⊖ ABS 1910 JTD Panorama, Panorama elegant | 12.00- | | | | | | | | ⊖ |
| ⊕ ABS 1242 MPI 8V Exc. Panorama, Panorama elegant | -12.00 | | | | | | | | ⊖ |
| ⊕ ABS 1242 MPI 8V Exc. Panorama, Panorama elegant | 12.00- | | | | | | | | ⊖ |
| ⊕ ABS 1.9 DS Exc. Panorama, Panorama elegant | -12.00 | | | | | | | | ⊖ |
| ⊕ ABS 1.9 DS Exc. Panorama, Panorama elegant | 12.00- | | | | | | | | ⊖ |
| ⊕ ABS 1242 MPI 8V Panorama | -12.00 | | | | | | | | ⊖ |
| ⊕ ABS 1242 MPI 8V Panorama, Panorama elegant | 12.00- | | | | | | | | ⊖ |
| ⊕ ABS 1.9 DS Panorama, Panorama elegant | -12.00 | | | | | | | | ⊖ |
| ⊕ ABS 1.9 DS Panorama, Panorama elegant | 12.00- | | | | | | | | ⊖ |
| Ducato | | | | | | | | | |
| Exc. , → 0284193 | 81- 4.84 | 635850 | | | | 445022 | | | ⊖ |
| | | | SM1801 | | 2,5 | | | | ⊖ |
| Exc. , 0284194 → | 5.84- 5.86 | 635851 | | | | 445022 | | | ⊖ |
| | | | SM1801 | | 2,5 | | | | ⊖ |
| , | 81- 4.84 | 635850 | | | | | | | ⊖ |
| | | | SM1801 | | 2,5 | | | | ⊖ |
| Exc. Maxi (), , | 6.86- 94 | 635851 | | | | 445022 | | | ⊖ |
| | | | SM1801 | | 2,5 | | | | ⊖ |
| , Exc. Maxi () | 5.84- 94 | 635851 | | | | | | | |
| | | | SM1801 | | 2,5 | | | | |

*Excel-G is a new name of SUPER
Excel-G ist der neue Name für SUPER
Excel-G est le nom nouveau pour SUPER

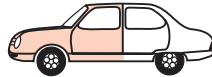


























































































| MODEL FAHRZEUG MODELE | YEAR JAHR ANNEE | FRONT/VORNE/AVANT | | |   | REAR/HINTEN/ARRIERE | | |   |
|--|-----------------------|-------------------|---|--------------------------------|--|---|---|--------------------------------|---|
| | | PREMIUM Oil | EXCEL-G* Twin-tube Gas | GAS-A-JUST Mono-tube Gas | | PREMIUM Oil | EXCEL-G* Twin-tube Gas | GAS-A-JUST Mono-tube Gas | |
| Fiat Commercial (I) | | | | | | | | | |
| Ducato  | | | | | | | | | |
| Express 10-13-15 | 6.86- 94 | 635851 |  | |  2,5 | 445022  = 570mm |  | |   0,7 |
| 10Q   Incl.  Exc. H/D, Camping Car | 94- | 635852 |  | |  2,5 | | 344283 | |   0,7 |
| | | |  SM1920 L  SM1921 R | | | | | | |
| 14Q   Incl.  Exc. H/D, Camping Car | 94- | 635852 |  | |  2,5 | | 344284 | |   0,7 |
| | | |  SM1920 L  SM1921 R | | | | | | |
| 18Q   Incl.  Exc. H/D, Camping Car | 94- | 635853 |  | |  2,5 | | 345021 | |   0,7 |
| | | |  SM1920 L  SM1921 R | | | | | | |
| Camping Car Grand Export | 94- | 635853 |  | |  2,5 | |  | | |
| | | |  SM1920 L  SM1921 R | | | | | | |
| Fiorino | | | | | | | | | |
|  ABS  | 93- | |  | |  | |  | |   |
|  ABS  | 93- | |  | |  | |  | |   |
| Scudo | | | | | | | | | |
|  | 96- 8.97 | 634928 | 334928  SM1916 L  SM1917 R | |  | 441106 ¹⁾ | 341238 ¹⁾ | |   |
|  | 9.97- 8.00 | 634928 | 334928  SM1916 L  SM1917 R | |  | 441107 ²⁾ | 341239 ²⁾ | |   |
|  | 9.00- | 634928 | 334928  SM1918 L  SM1919 R  | |  | 441107 ²⁾ | 341239 ²⁾ | |   |
| 1)  L max. = 370mm 2)  L max. = 400 mm | | | | | | | | | |



| MODEL FAHRZEUG MODELE | YEAR JAHR ANNEE | FRONT/VORNE/AVANT | | |   | REAR/HINTEN/ARRIERE | | |   |
|--|---|-------------------|------------------------------|--------------------------------|--|---------------------|------------------------------|--------------------------------|--|
| | | PREMIUM Oil | EXCEL-G* Twin-tube Gas | GAS-A-JUST Mono-tube Gas | | PREMIUM Oil | EXCEL-G* Twin-tube Gas | GAS-A-JUST Mono-tube Gas | |
| Fiat Polski (PL) | | | | | | | | | |
| 101 P Zastava | | 633004 | 333013 | |  | 633005 | 333015 | |  |
| 125 P | 74- 84 | 443010 | 343074 | |  | 443011 | 343075 | 553148 |  |
| 126 P | 74- | 443005 | 343070 | |  | 443006 | 343071 | |  |
| 127 P | | 633002 | 333014 | |  | 633003 | 333005 | |  |
| 132 P | 74- | 443013 | 343018 | 553006 |  | 443014 | 343019 | 554005 |  |
| Polonez 1500 | 79- 83 | 443013 | 343018 | |  | 443204 | 343178 | |  |
| Ford (Europe) | | | | | | | | | |
| Capri | | | | | | | | | |
| Capri I 1.3, 1.6, 2.0, 2.3 Capri II 1.3, 1.6, 2.0, 2.3, 2.6 Capri III 1.6, 2.0, 2.3, 3.0 Exc. 2.8i | 7.72- 2.74 12.73- 3.78 4.78-12.86 | 665004 | 365018 | |  2,4 | 443022 | 343046 | 554010 |  0,6 |
| Consul   | | | | | | | | | |
| 1.7, 2.0, 2.3, 2.5, 3.0 | 71- 9.75 | 443018 | 343003 | 553008 |  0,7 | 443019 | 343004 | 554007 |  0,7 |
| Cortina | | | | | | | | | |
| Mk II  1.3, 1.6, 1.6 E, 1.6 ST, Executive, GT | 8.67-10.70 | 665028 | | |  | 443023 | 343079 | |  |
| Mk II  1.3, 1.6 | 8.67-10.70 | 665028 | | |  | | | | |
| Mk III, Mk IV     1.3, 1.6, 2.0, 2.3 | 71- 82 | 443016 | 343001 | 553007 |  0,7 | 443017 | 343002 | 554006 |  0,6 |
| Cougar | | | | | | | | | |
|  | 98- | | | |  | | | |  |

*Excel-G is a new name of SUPER
Excel-G ist der neue Name für SUPER
Excel-G est le nom nouveau pour SUPER


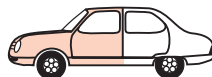


| MODEL FAHRZEUG MODELE | YEAR JAHR ANNEE | FRONT/VORNE/AVANT | | |   | REAR/HINTEN/ARRIERE | | |   |
|---|--------------------------|---|------------------------------|--------------------------------|--|--|------------------------------|--------------------------------|---|
| | | PREMIUM Oil | EXCEL-G* Twin-tube Gas | GAS-A-JUST Mono-tube Gas | | PREMIUM Oil | EXCEL-G* Twin-tube Gas | GAS-A-JUST Mono-tube Gas | |
| Ford (Europe) | | | | | | | | | |
| Escort MK. I, II (68-80)   | | | | | | | | | |
| Mk. I   0.9, 1.1, 1.3, GT | 8.68- 9.73 | 663003 | 363042 | |  2,6 | 443020 | 343078 | 554008 |   0,6 |
| Mk. I  0.9, 1.1, 1.3 Incl. Sport | 10.73- 74 | 663004 | 363004 | |  2,6 | 443021 | 343020 | 554009 |   0,6 |
| Mk. I  0.9, 1.1, 1.3 | 10.73- 74 | 663004 | 363004 | |  2,6 | 443020 | 343078 | 554008 |   0,6 |
| Mk. II  0.9, 1.1, 1.3, 1.6 Incl. Sport | 1.75- 8.80 | 663004 | 363004 | |  2,6 | 443021 | 343020 | 554009 |   0,6 |
| Mk. II  0.9, 1.1, 1.3, 1.6 | 1.75- 8.80 | 663004 | 363004 | |  2,6 | 443109 | | |   0,6 |
| Escort MK. III, XR-3 (80-90)     | | | | | | | | | |
| Mk. III    1.1, 1.3, 1.6 Exc. XR-3 | 9.80- 4.83 | 633801 | 333801 | |  1,0 | 632801 | 332801 <u>323036</u> | |  0,9 |
| | |  915201 | | | |  915204 | | | |
| Mk. III    1.1, 1.3, 1.4, 1.6 Exc. XR-3 1.6 Diesel | 5.83-12.84 5.84-12.84 | 633802 | 333802 <u>323024</u> | |  1,0 | 632801 | 332801 <u>323036</u> | |  0,9 |
| | |  915201  SM1203 | | | |  915204 | | | |
| Mk. III    1.1, 1.3, 1.4, 1.6 Exc. XR-3 | 1.85- 7.90 | 633802 | 333802 <u>323024</u> | |  1,0 | 632801 | 332801 <u>323036</u> | |  0,9 |
| | |  915201  SM1200 | | | |  915204 | | | |
| Mk. III    1.6 Diesel Exc. XR-3 | 1.85-12.85 | 633802 | 333802 <u>323024</u> | |  1,0 | 632801 | 332801 <u>323036</u> | |  0,9 |
| | |  915201  SM1201 | | | |  915204 | | | |
| Mk. III    1.3/1.6 Petrol  | 5.84-12.84 | 633834 | 333834 | |  1,0 | 632801 | 332801 <u>323036</u> | |  0,9 |
| | |  915201  SM1203 | | | |  915204 | | | |
| Mk. III    1.3/1.6 Petrol  | 1.85-12.85 | 633834 | 333834 | |  1,0 | 632801 | 332801 <u>323036</u> | |  0,9 |
| | |  915201  SM1201 | | | |  915204 | | | |
| Mk. III    1.6 Diesel, 1.8 Diesel | 1.86- 7.90 | 633834 | 333834 | |  1,0 | 632801 | 332801 <u>323036</u> | |  0,9 |
| | |  915201  SM1201 | | | |  915204 | | | |




















































| MODEL FAHRZEUG MODELE | YEAR JAHR ANNEE | FRONT/VORNE/AVANT | | | | REAR/HINTEN/ARRIERE | | | |
|---|--|-------------------|---|--------------------------------|---------|---------------------|------------------------------|--------------------------------|---------|
| | | PREMIUM Oil | EXCEL-G* Twin-tube Gas | GAS-A-JUST Mono-tube Gas | | PREMIUM Oil | EXCEL-G* Twin-tube Gas | GAS-A-JUST Mono-tube Gas | |
| Ford (Europe) | | | | | | | | | |
| Escort MK. III, XR-3 (80-90) | | | | | | | | | |
| MK III XR-3 RS Turbo | 5.83-12.84 10.84-12.84 | | 333802 <u>323024</u> 915201 SM1203 | | 1,0 | | 333079 <u>323036</u> | | 0,9 |
| MK III XR-3 RS Turbo | 1.85- 7.90 | | 333802 <u>323024</u> 915201 SM1200 | | 1,0 | | 333079 <u>323036</u> | | 0,9 |
| MK III 1.4, 1.6, XR-3 | 1.86- 7.90 | | 333802 <u>323024</u> 915201 SM1200 | | 1,0 | | 333079 <u>323036</u> | | 0,9 |
| Escort, XR-3, RS (90- 95) | | | | | | | | | |
| 1.1, 1.3 1.4, 1.4 i Exc. 1.4 iS 1.8 D | 8.90- 1.95 8.90-10.90 8.90-11.90 | 633820 | 333820 915206 SM1202 | | 1,0 | 441900 | 341900 | | 0,7 |
| 1.4, 1.4 i Exc. 1.4 iS 1.6, 1.6 i, 1.8i Exc. 1.6 iS, 1.8 iS, XR-3i 1.8 D, 1.8TD | 10.90- 1.95 8.90- 1.95 11.90- 1.95 | 633821 | 333821 915206 SM1202 | | 1,0 | 441900 | 341900 | | 0,7 |
| 1.4 iS, 1.6 iS, 1.8 iS 1.4 i, 1.6 i, 1.8 i Exc. XR-3i | 8.90- 1.95 | | 333821 915206 SM1202 | | 1,0 | | 341900 | | 0,7 |
| 1.8i RS 2000 16V Exc. Cosworth | 92- 1.95 1.92- 1.95 | | 333821 915206 SM1202 | | 1,0 | | | | 0,7 |
| XR-3i RS 2000 16 V | 1.92- 1.95 91- 1.95 | | 333821 915206 SM1202 | | 1,0 | | | | 0,7 |
| RS Cosworth | 4.92- 1.95 | | <u>324015</u> 915210 | | | | | <u>243034</u> | |
| Escort, XR-3, RS (95-) | | | | | | | | | |
| 1.3, 1.4 | 1.95- 2.99 | | 333826 915206 SM1206 | | 1,2 | 441951 | 341951 | | 0,4 |
| 1.6, 1.8, 1.8D, 1.8 TD/TDi Exc. Si, XR-3i | 1.95- 2.99 | | 333826 915206 SM1206 | | 1,2 | | 341951 | | 0,4 |
| 1.6 Si, 1.8 Si, XR-3i | 1.95- 2.99 | | 333841 915206 SM1206 | | 1,2 | | | | 0,4 |

*Excel-G is a new name of SUPER
Excel-G ist der neue Name für SUPER
Excel-G est le nom nouveau pour SUPER


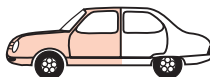


| MODEL FAHRZEUG MODELE | YEAR JAHR ANNEE | FRONT/VORNE/AVANT | | | | REAR/HINTEN/ARRIERE | | | |
|---|--|-------------------|------------------------------|--------------------------------|-----|---------------------|------------------------------|--------------------------------|-----|
| | | PREMIUM Oil | EXCEL-G* Twin-tube Gas | GAS-A-JUST Mono-tube Gas | | PREMIUM Oil | EXCEL-G* Twin-tube Gas | GAS-A-JUST Mono-tube Gas | |
| Ford (Europe) | | | | | | | | | |
| Escort, XR-3, RS (95-) | | | | | | | | | |
| 1.6 Si, 1.8 Si, XR-3i | 1.95- 2.99 | | 333826 | | | | | | |
| | | 915206 | SM1206 | | 1,2 | | | | |
| RS 2000 Exc. Cosworth | 1.95- 2.99 | | 333841 | | | | | | |
| | | 915206 | | | 1,2 | | | | |
| Escort Turnier (90-) | | | | | | | | | |
| 1.1, 1.3 1.4, 1.4 i Exc 1.4 iS 1.8 D | 8.90- 1.95 8.90-10.90 8.90-11.90 | 633820 | 333820 | | | | 343257 | 553181 | |
| | | 915206 | SM1202 | | 1,0 | | | | 0,7 |
| 1.4, 1.4 i, 1.6, 1.6i, 1.8i Exc. 1.4 iS, 1.6 iS, 1.8 iS 1.8 D, 1.8 TD | 10.90- 1.95 11.90- 1.95 | 633821 | 333821 | | | | 343257 | 553181 | |
| | | 915206 | SM1202 | | 1,0 | | | | 0,7 |
| 1.4 iS, 1.6 iS, 1.8 iS | 10.90- 1.95 | | 333821 | | | | 343257 | 553181 | |
| | | 915206 | SM1202 | | 1,0 | | | | 0,7 |
| 1.3, 1.4, 1.8 TD/TDi | 1.95- 8.95 | | 333826 | | | | 343257 | 553181 | |
| | | 915206 | SM1206 | | 1,2 | | = 95 AB-18080-## | | |
| 1.3, 1.4, 1.8 TD/TDi | 8.95- 2.99 | | 333826 | | | | 343276 | 553201 | |
| | | 915206 | SM1206 | | 1,2 | | = 96 AB-18080-## | | |
| 1.6, 1.8, 1.8 D Incl. 1.6 Si, 1.8 Si | 1.95- 8.95 | | 333841 | | | | 343257 | 553181 | |
| | | 915206 | SM1206 | | 1,2 | | = 95 AB-18080-## | | |
| 1.6, 1.8, 1.8 D Incl. 1.6 Si, 1.8 Si | 8.95- 2.99 | | 333841 | | | | 343276 | 553201 | |
| | | 915206 | SM1206 | | 1,2 | | = 96 AB-18080-## | | |
| Fiesta, XR-2 (-96) | | | | | | | | | |
| MK. I (GFBT) 1.0, 1.1, 1.3, 1.6 Exc. XR-2 | 76- 8.83 | 633009 | 333006 | | | 632802 | 332004 | | |
| | | 915201 | | | 1,2 | | | | 0,8 |
| MK. I (GFBT) XR-2 | 81- 8.83 | | 333044 | | | | 332004 | | |
| | | 915201 | | | 1,2 | | | | 0,8 |
| MK. II (FBD) 1.0, 1.1, 1.3, 1.4, 1.6, 1.6 Diesel Exc. XR-2 | 9.83-12.84 | 633803 | 333803 | | | 632802 | 332004 | | |
| | | 915201 | SM1203 | | 1,2 | | | | 0,8 |
| MK. II (FBD) 1.0, 1.1, 1.3, 1.4, 1.6 Exc. XR-2, Diesel | 1.85- 89 | 633803 | 333803 | | | 632802 | 332004 | | |
| | | 915201 | SM1200 | | 1,2 | | | | 0,8 |
| MK. II (FBD) 1.6 Diesel | 1.85- 89 | 633803 | 333803 | | | 632802 | 332004 | | |
| | | 915201 | SM1201 | | 1,2 | | | | 0,8 |














































































| MODEL FAHRZEUG MODELE | YEAR JAHR ANNEE | FRONT/VORNE/AVANT | | |  | REAR/HINTEN/ARRIERE | | |  |
|--|-----------------------|--|--|--------------------------------|---|---------------------|------------------------------|--------------------------------|---|
| | | PREMIUM Oil | EXCEL-G* Twin-tube Gas | GAS-A-JUST Mono-tube Gas | | PREMIUM Oil | EXCEL-G* Twin-tube Gas | GAS-A-JUST Mono-tube Gas | |
| Ford (Europe) | | | | | | | | | |
| Fiesta, XR-2  (-96) | | | | | | | | | |
| MK. II (FBD) XR-2 | 9.83-12.84 | | 333076 | |  | | 332004 | |  |
| | |  915201 |  SM1203 | | 1,2 | | | | 0,8 |
| MK. II (FBD) XR-2 | 1.85- 89 | | 333803 | |  | | 332004 | |  |
| | |  915201 |  SM1200 | | 1,2 | | | | 0,8 |
| MK. III (FAJ, FBJ, GFJ) 1.0, 1.1, 1.3, 1.4 Exc. S, iS, XR-2 | 1.89-12.89 | 633816▼ 633817 | 333816▼ 333817 | |  | 441801 | 341801 | |  |
| | |  915205 |  SM1200 | | 1,0 | | | | 0,8 |
| MK. III (FAJ, FBJ, GFJ) 1.8D | 1.89-12.89 | 633816▼ 633817 | 333816▼ 333817 | |  | 441801 | 341801 | |  |
| | |  915205 |  SM1201 | | 1,0 | | | | 0,8 |
| MK. III (FAJ, FBJ, GFJ) 1.1 S/iS, 1.4 S/iS | 1.89-12.89 | 633817 | 333817 | |  | 441801 | 341801 | |  |
| | |  915205 |  SM1200 | | 1,0 | | | | 0,8 |
| MK. III (FAJ, FBJ, GFJ) XR-2i | 8.89-12.93 | | 333819▼ 333817 323819▼ 323817 | |  | | 341801 351801 | |  |
| | |  915206 |  SM1200 | | 1,0 | | | | 0,8 |
| MK. III (FAJ, FBJ, GFJ) 1.0, 1.1, 1.3, 1.4 Exc. S, iS, XR-2 | 1.90-12.93 | 633818 | 333818 323818 | |  | 441801 | 341801 351801 | |  |
| | |  915205 |  SM1200 | | 1,0 | | | | 0,8 |
| MK. III (FAJ, FBJ, GFJ) 1.8D | 1.90-12.93 | 633818 | 333818 323818 | |  | 441801 | 341801 351801 | |  |
| | |  915205 |  SM1201 | | 1,0 | | | | 0,8 |
| MK. III (FAJ, FBJ, GFJ) 1.1S/iS, 1.4 S/iS | 1.90-12.93 | 633819▼ 633817 | 333819▼ 333817 323819▼ 323817 | |  | 441801 | 341801 351801 | |  |
| | |  915205 |  SM1200 | | 1,0 | | | | 0,8 |
| 1.1, 1.3, 1.4 (FAJ, FBJ, GFJ)  | 1.94- 96 | 633822 | 333822 | |  | | 341802 | |  |
| | |  915206 |  SM1200 | | 1,0 | | | | 0,8 |
| 1.8D (FAJ, FBJ, GFJ)  | 1.94- 96 | 633822 | 333822 | |  | | 341802 | |  |
| | |  915206 |  SM1201 | | 1,0 | | | | 0,8 |

*Excel-G is a new name of SUPER
Excel-G ist der neue Name für SUPER
Excel-G est le nom nouveau pour SUPER


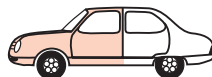






















































| MODEL FAHRZEUG MODELE | YEAR JAHR ANNEE | FRONT/VORNE/AVANT | | | | REAR/HINTEN/ARRIERE | | | |
|--|-----------------------|-------------------|------------------------------|--------------------------------|---------|---------------------|------------------------------|--------------------------------|---------|
| | | PREMIUM Oil | EXCEL-G* Twin-tube Gas | GAS-A-JUST Mono-tube Gas | | PREMIUM Oil | EXCEL-G* Twin-tube Gas | GAS-A-JUST Mono-tube Gas | |
| Ford (Europe) | | | | | | | | | |
| Fiesta, XR-2 (-96) | | | | | | | | | |
| 1.1, 1.3, 1.4, 1.6 (FAJ, FBJ, GFJ) | 1.94- 96 | | 333823 915206 | | 1,0 | | 341802 | | 0,8 |
| Fiesta (96-) | | | | | | | | | |
| 1.0, 1.25, 1.3, 1.4 (JA, JB) | 8.95-10.98 | | 333701 915206 SM1204 | | | | 341952 | | |
| 1.0, 1.25, 1.3, 1.4 (JA, JB) | 11.98- | | 333701 915206 SM1204 | | | | | | |
| 1.0, 1.25, 1.3, 1.4 (JA, JB) | 8.95-10.98 | | 333702 915206 SM1204 | | | | 341952 | | |
| 1.0, 1.25, 1.3, 1.4 (JA, JB) | 11.98- | | 333702 915206 SM1204 | | | | | | |
| 1.8D (JA, JB) | 8.95-10.98 | | 333703 915206 SM1204 | | | | 341952 | | |
| 1.8D (JA, JB) | 11.98- | | 333703 915206 SM1204 | | | | | | |
| 1.8D (JA, JB) | 8.95-10.98 | | 333704 915206 SM1204 | | | | 341952 | | |
| 1.8D (JA, JB) | 11.98- | | 333704 915206 SM1204 | | | | | | |
| Focus , | | | | | | | | | |
| 1.4, 1.6, 1.8, 2.0, 1.8 TD | 98- | | 333710 L 333709 R | | | | 343290 | | |
| Focus | | | | | | | | | |
| 1.4, 1.6, 1.8, 2.0, 1.8 TD | 98- | | 333710 L 333709 R | | | | 343291 | | |
| Galaxy | | | | | | | | | |
| , Exc. | 5.95- | | 334947 SM1704 | | | | 343319 | 553244 | |
































































| MODEL FAHRZEUG MODELE | YEAR JAHR ANNEE | FRONT/VORNE/AVANT | | |  | REAR/HINTEN/ARRIERE | | |  |
|---|-----------------------|-------------------|---|---|---|---|--|---|---|
| | | PREMIUM | EXCEL-G* | GAS-A-JUST | | PREMIUM | EXCEL-G* | GAS-A-JUST | |
| | | Oil | Twin-tube Gas | Mono-tube Gas | | Oil | Twin-tube Gas | Mono-tube Gas | |
| Ford (Europe) | | | | | | | | | |
| Granada (GU/GNU)   | | | | | | | | | |
| 1.6, 1.7, 2.0, 2.3, 2.6, 3.0 | 71- 8.77 | 443018 | 343003 | 553008 |  | 443019 | 343004 | 554007 |  |
| 1.6, 1.7, 2.0, 2.3, 2.6, 2.8,1.9D, 2.1D, 2.5D | 9.77- 4.85 | | 343003 | 553008 |  | | 343004 | 554007 |  |
| Ka  | | | | | | | | | |
| 1.0, 1.3  | 9.96-10.98 | | 333700   |  | | 341952 | |  | |
| 1.0, 1.3  | 10.98- | | 333700   |  | | | |  | |
| Maverick | | | | | | | | | |
|  (R20) | 93- 4.96 | 444102 | 344200 | 554070 |  | 443295 | | 553230 |  |
|  (UDS/UNS) | 9.96- 4.98 | 444102 | 344200 | 554070 |  | 443295 | | 553230 |  |
| Mondeo (Exc.  ) | | | | | | | | | |
|  1.6, 1.8, 2.0, 2.5, 1.8 TD Exc. Sport sus. | 1.93- 9.94 | | 334905   |  |  | 334906  | |  | |
|   Sport sus. 2.0, 2.5 | 6.93- 9.94 | | 334905   |  |  | 334906  | |  | |
|  1.6, 1.8, 2.0, 2.5, 1.8 TD Incl. Sport sus. | 10.94- 7.96 | | 334905   |  |  | 334907  | |  | |
|  1.8, 2.0, 1.8 TD | 1.93- 7.96 | | 334905   |  |  | | |  | |
|  1.6, 1.8, 2.0, 2.5, 1.8 TD Exc. Sport sus. | 8.96-11.00 | | 334921  |  |  | 334922 | |  | |
| Mondeo  | | | | | | | | | |
|   1.6, 1.8, 2.0, 2.5, 1.8 TD | 1.93- 7.96 | | 334905   |  |  | | 554078 Exc.  |  | |
|  1.6, 1.8, 2.0, 2.5, 1.8 TD Exc. Sport sus. | 8.96-11.00 | | 334921  |  |  | | 553217 Exc.  |  | |

*Excel-G is a new name of SUPER
Excel-G ist der neue Name für SUPER
Excel-G est le nom nouveau pour SUPER


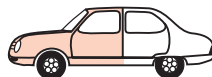


| MODEL FAHRZEUG MODELE | YEAR JAHR ANNEE | FRONT/VORNE/AVANT | | |   | REAR/HINTEN/ARRIERE | | |   |
|--|---------------------------|-------------------|---|---|--|--|--|--------------------------------|--|
| | | PREMIUM Oil | EXCEL-G* Twin-tube Gas | GAS-A-JUST Mono-tube Gas | | PREMIUM Oil | EXCEL-G* Twin-tube Gas | GAS-A-JUST Mono-tube Gas | |
| Ford (Europe) | | | | | | | | | |
| Orion | | | | | | | | | |
| 1.3, 1.4, 1.6 Exc. 1.6 i 1.6 Diesel | 5.83-12.84 5.83-12.84 | 633802 | 333802 <u>323024</u>   SM1203 |  1,0 | 632801 | 332801 <u>323036</u>  |  0,9 | | |
| 1.3, 1.4, 1.6 Exc. 1.6 i | 1.85- 7.90 | 633802 | 333802 <u>323024</u>   SM1200 |  1,0 | 632801 | 332801 <u>323036</u>  |  0,9 | | |
| 1.6 Diesel | 1.85-12.85 | 633802 | 333802 <u>323024</u>   SM1201 |  1,0 | 632801 | 332801 <u>323036</u>  |  0,9 | | |
| 1.6 Diesel , 1.8 Diesel Exc. Ghia (Portugal) | 1.86- 7.90 | 633834 | 333834   SM1201 |  1,0 | 632801 | 332801 <u>323036</u>  |  0,9 | | |
| 1.6 i | 5.83-12.84 | | 333802 <u>323024</u>   SM1203 |  1,0 | | 333079 <u>323036</u> |  0,9 | | |
| 1.6 i | 1.85- 7.90 | | 333802 <u>323024</u>   SM1200 |  1,0 | | 333079 <u>323036</u> |  0,9 | | |
| 1.6 Diesel Ghia (Portugal) | 1.86- 7.90 | | 333802 <u>323024</u>   SM1201 |  1,0 | | 333079 <u>323036</u> |  0,9 | | |
| 1.1,1.3 1.4,1.4 i, 1.8 Diesel Exc. S, Giha | 8.90- 1.95 8.90-10.90 | 633820 | 333820   SM1202 |  1,0 | 441900 | 341900 |  0,7 | | |
| 1.4,1.4 i,1.8 Diesel 1.6,1.6 i, 1.8 i Exc. S, Giha | 11.90- 1.95 8.90-10.90 | 633821 | 333821   SM1202 |  1,0 | 441900 | 341900 |  0,7 | | |
| 1.4 iS, 1.6 iS, 1.8 iS Ghia  | 8.90- 1.95 | | 333821   SM1202 |  1,0 | | 341900 |  0,7 | | |
| Puma  | | | | | | | | | |
| 1.4 i-16 V 1.7 i-16 V | 6.97- 8.98 | | |   | | | | | |



| MODEL FAHRZEUG MODELE | YEAR JAHR ANNEE | FRONT/VORNE/AVANT | | |  | REAR/HINTEN/ARRIERE | | |  |
|---|-----------------------|-------------------|---|--------------------------------|--|---------------------|--|--------------------------------|--|
| | | PREMIUM Oil | EXCEL-G* Twin-tube Gas | GAS-A-JUST Mono-tube Gas | | PREMIUM Oil | EXCEL-G* Twin-tube Gas | GAS-A-JUST Mono-tube Gas | |
| Ford (Europe) | | | | | | | | | |
| Puma  | | | | | | | | | |
| 1.4 i-16 V 1.7 i-16 V | 8.98- | | | |  | | | |  |
| Scorpio | | | | | | | | | |
|  (GFR) 2.0, 2.3, 2.9-V6, 2.5TD Incl. 16V, 24 V | 10.94- 8.98 | | 335905 L 335904 R | |  1,0 | | 343205 Exc.  | 553151 |  0,8 |
|  (GNR) 2.0, 2.3, 2.9-V6, 2.5TD Incl. 16 V, 24 V | 10.94- 8.98 | | 335905 L 335904 R | |  1,0 | | OE =  | | |
| Scorpio/Granada (GAE/GGE) | | | | | | | | | |
|   (GAE) 1.8, 2.0, 2.0 i, 2.4 i, 2.8 i, 2.9 i, 2.5 D, 2.5 TD Exc.  2.9i-24V | 5.85- 1.92 | 634015 | 334018   | |  1,0 | | 343205 Exc.  | 553151 |  0,8 |
|   (GAE) 2.0, 2.4, 2.9, 2.9-24V, 2.5TD | 2.92- 9.94 | | 334018   | |  1,0 | | 343205 Exc.  | 553151 |  0,8 |
|   (GGE) 2.0, 2.4, 2.9, 2.9-24V, 2.5TD | 2.92- 9.94 | | 334018   | |  1,0 | | OE =  | | |
| Sierra, XR-4, Cosworth   | | | | | | | | | |
| 1.3, 1.6, 2.0, 2.3, 2.3 D | 12.82- 5.84 | 633038 | 333019  | |  0,7 | 441048 | 341044 | 551035 |  0,6 |
| XR-4i | 12.82- 5.84 | | 333019  | |  0,7 | | 341044 | 551035 |  0,6 |
|  1.3, 1.6, 1.8, 2.0, 2.3 | 6.84- 93 | 633832 | 333832 323037   | |  0,7 | 441048 | 341044 | 551035 241007 |  0,6 |
|  2.3D | 6.84- 93 | 633832 | 333832 323037   | |  0,7 | 441048 | 341044 | 551035 241007 |  0,6 |
|  XR-4i Exc. Cosworth 2.8i, 2.9i | 6.84- 93 | | 333832 323037   | |  0,7 | | 341044 | 551035 241007 |  0,6 |
|  Cosworth | 86- 90 | |   | |  | | | 553226 243034 |  0,6 |

*Excel-G is a new name of SUPER
Excel-G ist der neue Name für SUPER
Excel-G est le nom nouveau pour SUPER

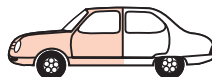


| MODEL FAHRZEUG MODELE | YEAR JAHR ANNEE | FRONT/VORNE/AVANT | | | | REAR/HINTEN/ARRIERE | | | |
|--|------------------------------|-------------------|------------------------------|--------------------------------|---------|---------------------|------------------------------|--------------------------------|---------|
| | | PREMIUM Oil | EXCEL-G* Twin-tube Gas | GAS-A-JUST Mono-tube Gas | | PREMIUM Oil | EXCEL-G* Twin-tube Gas | GAS-A-JUST Mono-tube Gas | |
| Ford (Europe) | | | | | | | | | |
| Sierra | | | | | | | | | |
| Exc. Cosworth | 85- 93 | | 334219 324015 | | 0,7 | | | 553226 243034 | 0,6 |
| Cosworth | 90- 93 | | 334219 324015 | | 0,7 | | | 553226 243034 | 0,6 |
| Sierra | | | | | | | | | |
| 1.3, 1.6, 2.0, 2.3, 2.3D | 12.82- 5.84 | 633038 | 333019 | | 0,7 | 443208 | 343187 Exc. | 553125 | 0,8 |
| 1.3, 1.6, 2.0, 2.3 | 6.84- 93 | 633832 | 333832 | | 0,7 | 443208 | 343187 Exc. | 553125 | 0,8 |
| 2.3 D | 6.84- 93 | 633832 | 333832 | | 0,7 | 443208 | 343187 Exc. | 553125 | 0,8 |
| | 85- 93 | | 334219 | | 0,7 | 443208 | 343187 Exc. | 553125 | 0,8 |
| Taurus | | | | | | | | | |
| 17 M, 20 M (P5) 17 M, 20 M (P7) 26 M | 8.64- 66 67- 70 69- 70 | 665002 | 365047 | | | 443015 | 343077 | 553136 | |
| 1.3, 1.6, 2.0, 2.3 | 70-11.82 | 443016 | 343001 | 553007 | 0,7 | 443017 | 343002 | 554006 | 0,6 |
| Ford Commercial (Europe) | | | | | | | | | |
| Escort Van, Express | | | | | | | | | |
| 20, 40, 50 | 1.75- 7.80 | 663004 | 363004 | | | 443109 | | | |
| 35, 55 Exc. | 80- 5.83 | 633099 | | | | 443247 | 343228 | | |
| 35, 55 Exc. | 6.83- 7.90 | 633100 | 333074 | | | 443247 | 343228 | | |
| | 8.90- 95 | 633820 | 333820 | | 1,0 | 443278 | | | |




































































| MODEL FAHRZEUG MODELE | YEAR JAHR ANNEE | FRONT/VORNE/AVANT | | | | REAR/HINTEN/ARRIERE | | | |
|-----------------------------------|-----------------------|-------------------|------------------------------|--------------------------------|-----|---------------------|------------------------------|--------------------------------|--|
| | | PREMIUM Oil | EXCEL-G* Twin-tube Gas | GAS-A-JUST Mono-tube Gas | | PREMIUM Oil | EXCEL-G* Twin-tube Gas | GAS-A-JUST Mono-tube Gas | |
| Ford Commercial (Europe) | | | | | | | | | |
| Escort Van, Express | | | | | | | | | |
| | 8.90- 95 | 633821 | 333821 | | | 443278 | | | |
| | | | | | 1,0 | | | | |
| | 1.95- | | 333826 | | | 443278 | | | |
| | | | | | | | | | |
| Fiesta Van, Courier | | | | | | | | | |
| Van 7 cwt 1.3 | 76- 8.83 | 633009 | 333006 | | | 632802 | 332004 | | |
| | | | | | | | | | |
| Van 7 cwt 1.3, 1.6 Diesel | 9.83-12.84 | 633803 | 333803 | | | 632802 | 332004 | | |
| | | | | | | | | | |
| Van 7 cwt 1.3 | 1.85- 89 | 633803 | 333803 | | | 632802 | 332004 | | |
| | | | | | | | | | |
| Van 7 cwt 1.6 Diesel | 1.85- 89 | 633803 | 333803 | | | 632802 | 332004 | | |
| | | | | | | | | | |
| Van Exc. Diesel, Courier (FVJ) | 89-12.93 | 633818 | 333818 | | | 441801 | 341801 | | |
| | | | | | | | | | |
| Van Diesel Exc. Courier (FVJ) | 89-12.93 | 633818 | 333818 | | | 441801 | 341801 | | |
| | | | | | | | | | |
| Courier 1.3 (F3, F5) | 89-12.93 | 633819▼ 633817 | 333819▼ 333817 | | | | 343273 | | |
| | | | | | 1,0 | | | | |
| Courier 1.8 Diesel (F3, F5) | 89-12.93 | 633819▼ 633817 | 333819▼ 333817 | | | | 343273 | | |
| | | | | | 1,0 | | | | |
| Courier 1.3 (F3, F5) | 94- 96 | | 333823 | | | | 343273 | | |
| | | | | | 1,0 | | | | |
| Courier 1.8 Diesel (F3, F5) | 94- 96 | | 333823 | | | | 343273 | | |
| | | | | | 1,0 | | | | |
| 1.0, 1.25, 1.3, 1.4 | 8.95-10.98 | | 333701 | | | | 341952 | | |
| | | | | | | | | | |
| 1.0, 1.25, 1.3, 1.4 | 11.98- | | 333701 | | | | | | |
| | | | | | | | | | |

*Excel-G is a new name of SUPER
Excel-G ist der neue Name für SUPER
Excel-G est le nom nouveau pour SUPER

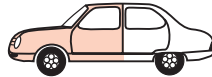






































































| MODEL FAHRZEUG MODELE | YEAR JAHR ANNEE | FRONT/VORNE/AVANT | | | | REAR/HINTEN/ARRIERE | | | |
|----------------------------------|-----------------------|-------------------|------------------------------|--------------------------------|---------------|---------------------|------------------------------|--------------------------------|---------------|
| | | PREMIUM Oil | EXCEL-G* Twin-tube Gas | GAS-A-JUST Mono-tube Gas | | PREMIUM Oil | EXCEL-G* Twin-tube Gas | GAS-A-JUST Mono-tube Gas | |
| Ford Commercial (Europe) | | | | | | | | | |
| Fiesta Van, Courier | | | | | | | | | |
| 1.0, 1.25, 1.3, 1.4 ⊕ ⊕ (JV) | 8.95-10.98 | | 333702 | | ⊕⊕ | | 341952 | | ⊥ ⊗ |
| 1.0, 1.25, 1.3, 1.4 ⊕ ⊕ (JV) | 11.98- | | 333702 | | ⊕⊕ | | | | ⊥ ⊖ |
| 1.8D ⊖ ⊕ (JV) | 8.95-10.98 | | 333703 | | ⊕⊕ | | 341952 | | ⊥ ⊗ |
| 1.8D ⊖ ⊕ (JV) | 11.98- | | 333703 | | ⊕⊕ | | | | ⊥ ⊖ |
| 1.8D ⊕ ⊕ (JV) | 8.95-10.98 | | 333704 | | ⊕⊕ | | 341952 | | ⊥ ⊗ |
| 1.8D ⊕ ⊕ (JV) | 11.98- | | 333704 | | ⊕⊕ | | | | ⊥ ⊖ |
| Courier 1.3, 1.4 ⊖ ⊕ (J3, J5) | 96- | | 333701 | | ⊕⊕ | | 343273 | | ⊖ ⊖ |
| Courier 1.3, 1.4 ⊕ ⊕ (J3, J5) | 96- | | 333702 | | ⊕⊕ | | 343273 | | ⊖ ⊖ |
| Courier 1.8 D ⊖ ⊕ (J3, J5) | 96- | | 333703 | | ⊕⊕ | | 343273 | | ⊖ ⊖ |
| Courier 1.8 D ⊕ ⊕ (J3, J5) | 96- | | 333704 | | ⊕⊕ | | 343273 | | ⊖ ⊖ |
| Sierra | | | | | | | | | |
| PE 45 | 88- | 633194 | | | ⊕⊕ | 444134 | | | ⊖ T |
| TRANSIT = 2.69m (106") | | | | | | | | | |
| 75, 100 | 9.70- 77 | 444029 | 344032 | 554048 | ⊖ ⊖ 0,6 | 444030 | 344033 | | ○ ⊖ 0,6 |
| 75, 100, 125 | 9.70- 77 | 444029 | 344032 | 554048 | ⊖ ⊖ 0,6 | 444030 | 344033 | 554049 | ○ ⊖ 0,6 |
| 80, 100, 120 | 78-10.85 | 444029 | 344032 | 554048 | ⊖ ⊖ 0,6 | 444030 | 344033 | | ○ ⊖ 0,6 |



































| MODEL FAHRZEUG MODELE | YEAR JAHR ANNEE | FRONT/VORNE/AVANT | | |   | REAR/HINTEN/ARRIERE | | |   |
|--|--------------------------|-------------------|---|--------------------------------|--|---------------------|------------------------------|--------------------------------|--|
| | | PREMIUM Oil | EXCEL-G* Twin-tube Gas | GAS-A-JUST Mono-tube Gas | | PREMIUM Oil | EXCEL-G* Twin-tube Gas | GAS-A-JUST Mono-tube Gas | |
| Ford Commercial (Europe) | | | | | | | | | |
| TRANSIT  = 2.69m (106") | | | | | | | | | |
|  100  ,  100, 125 | 78-10.85 78-10.85 | 444029 | 344032 | 554048 |  0,6 | 444030 | 344033 | 554049 |  0,6 |
| TRANSIT  = 3.02 m (118") | | | | | | | | | |
|  ,  ,  ,  125, 130, 150, 160, 175 | 9.70- 77 | 444029 | 344032 | 554048 |  0,6 | 444030 | 344033 | 554049 |  0,6 |
|  ,  ,  100 L, 130, 160, 190 | 78-10.85 | 444029 | 344032 | 554048 |  0,6 | 444030 | 344033 | 554049 |  0,6 |
|   | 78-10.85 | 444029 | 344032 | 554048 |  0,6 | 444030 | 344033 | |  0,6 |
| TRANSIT  ,  ,   = 2.82 m | | | | | | | | | |
| 80, 100, 115, 120  | 11.85- 9.91 | 635001 | 335001 | |  0,8 | 444094 | | 554064 |  0,6 |
| TRANSIT  ,  ,   = 3.02 m, 3.47 m | | | | | | | | | |
| 100 L, 130, 160, 190  | 11.85- 9.91 | 443243 | | 553164 |  0,6 | 444094 | | 554064 |  0,6 |
| TRANSIT  ,  ,   = 2.835 m | | | | | | | | | |
| 100, 115 80, 120 | 9.91- 7.94 8.91- 7.95 | 635800 | 335800 | |  0,8 | 444124 | | 554083 |  0,6 |
| 80, 120 | 8.95- 00 | 635800 | 335800  | |  0,8 | 444124 | | 554083 |  0,6 |
| 150 S | 9.91- 7.95 | 635800 | 335800 | |  0,8 | 444124 | | 554084 |  0,6 |
| 150 S | 8.95- 00 | 635800 | 335800  | |  0,8 | 444124 | | 554084 |  0,6 |
| TRANSIT  ,  ,   = 3.570 m | | | | | | | | | |
| 130 | 9.91- 7.95 | 635800 | 335800 | |  0,8 | 444125 | | 554085 |  0,6 |
| 130 | 8.95- 00 | 635800 | 335800  | |  0,8 | 444125 | | 554085 |  0,6 |
| 190 190EF | 9.91- 7.95 8.94- 7.95 | 635800 | 335800 | |  0,8 | 444124 | | 554083 |  0,6 |

*Excel-G is a new name of SUPER
Excel-G ist der neue Name für SUPER
Excel-G est le nom nouveau pour SUPER


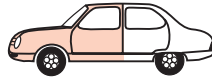



























































































| MODEL FAHRZEUG MODELE | YEAR JAHR ANNEE | FRONT/VORNE/AVANT | | |   | REAR/HINTEN/ARRIERE | | |   |
|---|-----------------------|-------------------|--|--|--|---------------------|--|--------------------------------|--|
| | | PREMIUM Oil | EXCEL-G* Twin-tube Gas | GAS-A-JUST Mono-tube Gas | | PREMIUM Oil | EXCEL-G* Twin-tube Gas | GAS-A-JUST Mono-tube Gas | |
| Ford Commercial (Europe) | | | | | | | | | |
| TRANSIT  ,  ,   = 3.570 m | | | | | | | | | |
| 190 190EF | 8.95- 00 | 635800 | 335800 |  SM1208 |  0,8 | 444124 | | 554083 |  0,6 |
| 100L, 150L, 190L | 9.91- 7.95 | 635800 | 335800 | |  0,8 | 444124 | | 554084 |  0,6 |
| 100L, 150L, 190L | 8.95- 00 | 635800 | 335800 |  SM1208 |  0,8 | 444124 | | 554083 |  0,6 |
| Ford-Mercury (US) | | | | | | | | | |
| Aerostar Mini Van | | | | | | | | | |
|   | 89- 97 | | 344083 | |   | | 344290 | |   |
|   | 90- 97 | | 344289 | |   | | 344290 | |   |
| Explorer | | | | | | | | | |
|   | 91-10.94 | | 344268 | |   | | 344269 | |   |
|   | 11.94- | | | |   | | 344269 | |   |
| Probe | | | | | | | | | |
| 2.2 Turbo | 90- 92 | | OE =  | |   | | OE =  | |   |
| 2.0 - 16V 2.5 - 24V | 93- | | 334216 L 334215 R | |   | | 334217 | |   |
| Taurus, Sable | | | | | | | | | |
|   | 86- 95 | | 334221 | |   | | 235011 | |   |
|   | 86- 95 | | 334221 | |   | | 344271 | |   |
| Windstar Mini Van | | | | | | | | | |
|  | 95- | | 235609 | |   | | 344291 Exc.  | |   |



| MODEL FAHRZEUG MODELE | YEAR JAHR ANNEE | FRONT/VORNE/AVANT | | |  | REAR/HINTEN/ARRIERE | | |  |
|--|-----------------------|-------------------|------------------|------------------|---|---------------------|--|------------------|---|
| | | PREMIUM | EXCEL-G* | GAS-A-JUST | | PREMIUM | EXCEL-G* | GAS-A-JUST | |
| | | Oil | Twin-tube Gas | Mono-tube Gas | | Oil | Twin-tube Gas | Mono-tube Gas | |
| Freight Rover (GB)⇒ Austin-Rover Group (GB) | | | | | | | | | |
| | | | | | | | | | |
| GAZ (RUS) | | | | | | | | | |
| Volga 3102, 31029, 31022 | 82- 94 | | 344014 | |  | | 344275 | |  |
| General Motors - Buick - Chevrolet - GMC Truck - Pontiac (US) | | | | | | | | | |
| Astro, Safari Mini Van | | | | | | | | | |
|    | 85- 90 | | 344081 | |  | | 344082 | |  |
|   | 91- | | 344081 | |  | | 344082 | |  |
|   | 91- | | 344266 | |  | | 344082 | |  |
| Century, Special, Celebrity | | | | | | | | | |
|  | 84- 96 | | 234019 | |  | | 343160 | |  |
| Lumina APV Mini Van, Trans Sport Mini Van | | | | | | | | | |
|  | 84- 96 | | 234019 | |  | | 343160 Exc.  | |  |
| S-Series - Blazer, Jimmy, Sonoma | | | | | | | | | |
|   | 82- | | 344040 | |  | | 344041 | |  |
|   Exc. ZR2 Wide Stance Package Exc. ZR2 High Rider Package | 82- | | 344042 | |  | | 344041 | |  |
| GMC Truck (US) ⇒ General Motors (US) | | | | | | | | | |
| | | | | | | | | | |
| Hillman (GB) ⇒ Talbot (F) (GB) | | | | | | | | | |
| | | | | | | | | | |

*Excel-G is a new name of SUPER
Excel-G ist der neue Name für SUPER
Excel-G est le nom nouveau pour SUPER


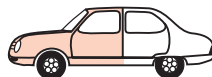










































| MODEL FAHRZEUG MODELE | YEAR JAHR ANNEE | FRONT/VORNE/AVANT | | |   | REAR/HINTEN/ARRIERE | | |   |
|---|-----------------------|----------------------|------------------------------|--------------------------------|---|----------------------|------------------------------|--------------------------------|---|
| | | PREMIUM Oil | EXCEL-G* Twin-tube Gas | GAS-A-JUST Mono-tube Gas | | PREMIUM Oil | EXCEL-G* Twin-tube Gas | GAS-A-JUST Mono-tube Gas | |
| Honda (J) | | | | | | | | | |
| Accord /Vigor  ,  ,  (Aerodeck) | | | | | | | | | |
|  ,  (SJ)  | 76- 8.78 | 633031 L 633030 R | | |  | 632015 L 632014 R | | |  |
|  ,  (SV 100, SM 100/120/200)  | 9.78- 9.81 | 633031 L 633030 R | | |  1,4 | 633033 L 633032 R | | |  1,4 |
|  ,  (SY 100/110, SZ 100/120) 1600, 1800 Exc.   | 10.81- 6.83 | 633052 L 633051 R | | |  1,4 | 631001 | 331001 | |  1,4 |
|  ,  (AC 100, AD 100) 1600, 1800 Exc.   , ABS | 7.83- 5.85 | 633054 L 633053 R | 333033 L 333032 R | |  1.4 | 631001 | 331001 | |  1.4 |
|  ,  (CA 4, CA 5) 1600, 2000, 2000 i, 2000 i-16 V | 5.85- 9.89 | 441062 L 441061 R | 341073 L 341072 R | |   1,4 | 441063 | 341074 | |   1,6 |
|  (CB1, CB3) 1.8, 2.0, 2.0i, 2.0i-16V | 89- 93 | | 341172 L 341171 R | |   2,2 | | 341173 | |   2,0 |
|  (CB7) 2.2  | 90- 93 | | 341172 L 341171 R | |   2,2 | | | | |
|  (CC9), 2.2 (CB8, CB9) | 91- 93 | | 341172 L 341171 R | |   2,2 | | 341176 | |   |
|  (CC7) 1.8, 2.0, 2.3 | 93- 96 | | 341172 L 341171 R | |   | | 341173 | |   |
|  (CE 7), 2.0 (CE8), 2.2 VTEC (CE9) 2.0 Turbo Diesel (CF1) | 96-10.98 | | 341172 L 341171 R | |   | | 341173 | |   |
|  (CC1) 2.0 | 92- 96 | | 341172 L 341171 R | |   | | 341173 | |   |
|  (CD9), 2.2 (CD7) | 94- 2.98 | | 341175 L 341174 R | |   | | 341176 | |   |
|  (CE2), 2.2 (CE1) | 94- | | 341175 L 341174 R | |   | | 341176 | |   |
|  (CG7), 1.8 (CG8), 2.0 (CG9) | 10.98- | | 341255 | |   | | 341256 | |   |
|  (CH1) 2.2 Type-R | 10.98- | | 341255 | |   | | 341256 | |   |
|  (CG4) 2.0 16V | 2.98- 99 | | 341257 | |   | | 341258 | |   |













































| MODEL FAHRZEUG MODELE | YEAR JAHR ANNEE | FRONT/VORNE/AVANT | | | | REAR/HINTEN/ARRIERE | | | |
|--|--|----------------------|--|--------------------------------|-----------------|----------------------|------------------------------|--------------------------------|-----------------|
| | | PREMIUM Oil | EXCEL-G* Twin-tube Gas | GAS-A-JUST Mono-tube Gas | | PREMIUM Oil | EXCEL-G* Twin-tube Gas | GAS-A-JUST Mono-tube Gas | |
| Honda (J) | | | | | | | | | |
| Accord /Vigor (Aerodeck) | | | | | | | | | |
| 2.0 16V (CG4) | 99- | | 341257 | | | | 341258 | | |
| 3.0-V6 24V (CG2) | 2.98- 99 | | 341257 | | | | 341258 | | |
| 3.0-V6 24V (CG2) | 99- | | 341257 | | | | 341258 | | |
| Acty | | | | | | | | | |
| Exc. | | | | | | 442023 | | | |
| Civic , Ballade | | | | | | | | | |
| Exc. = CVCC | 75- 79 | 632019 L 632018 R | 332031 L 332030 R | | | 632022 L 632021 R | 332033 L 332032 R | | |
| Exc. = CVCC | 80- 83 | 633034 | 333021 | | | 633036 L 633035 R | 333023 L 333022 R | | |
| = CVCC | 75- 77 | 632019 L 632018 R | 332031 L 332030 R | | | 632022 L 632021 R | 332033 L 332032 R | | |
| = CVCC | 78- 83 | 632019 L 632018 R | 332031 L 332030 R | | | 632023 | 332040 | | |
| 1200 (AL, AM),1300 (AG, AJ) 1500 (AH, AK) | 84- 87 | 633056 L 633055 R | 333031 L 333030 R | | | 441054 | 341050 | | |
| 1300 (EC 8), 1400 (EC 9, ED 2) 1600 PGM-F1 (ED 7, ED 4) S000001→ S100001 | 1.88-12.88 | | 341086 L 341085 R | | | | 341093 | | |
| 1300 (EC 8) 1400 (EC 9, ED 2) 1500 PGM-F1 (ED 6, ED 3) 1600 PGM-F1 (ED 7, ED 4) 1600 VTEC (EE 9) S100001→ | 1.89-12.91 1.89-12.89 1.89-12.91 1.89-12.91 1.90-12.91 | | 341088 L 341087 R <u>351009 L</u> <u>351008 R</u> | | 2,2 | | 341094 <u>351010</u> | | 2,0 |
| 1.3 (EG3), 1.5 (EG4, EG8) 1.6 VTEC (EG5, EH9) 1.6 VTEC VTi (EG6, EG9) | 91- 95 | | 341139 L 341138 R <u>351012 L</u> <u>351011 R</u> | | 3,2 | | 341094 <u>351010</u> | | 2,4 |
| 1.4 (EJ9), 1.5 (EK3),1.6 (EK1,EK 4) Incl. VTEC | 95- 01 | | 341203 | | | | 341198 | | |

*Excel-G is a new name of SUPER
Excel-G ist der neue Name für SUPER
Excel-G est le nom nouveau pour SUPER


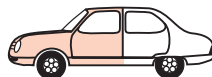

































| MODEL FAHRZEUG MODELE | YEAR JAHR ANNEE | FRONT/VORNE/AVANT | | |  L | REAR/HINTEN/ARRIERE | | |  L |
|---|--------------------------|----------------------|--|--------------------------------|--|---------------------|------------------------------|--------------------------------|--|
| | | PREMIUM Oil | EXCEL-G* Twin-tube Gas | GAS-A-JUST Mono-tube Gas | | PREMIUM Oil | EXCEL-G* Twin-tube Gas | GAS-A-JUST Mono-tube Gas | |
| Honda (J) | | | | | | | | | |
| Civic , Ballade    | | | | | | | | | |
|  1.4 (MA8, MB2), 1.5 (MA9, MB3) 1.6 (MB1, MB4), 1.8 (MB6) 2.0 Turbo Diesel (MB7) Incl. VTEC | 95- 01 | | 341234 L 341233 R | |  ⊥ ⊗ | | 341131 | |  ⊥ ⊗ |
|  Aerodeck 1.4 (MB8), 1.5 (MB9) 1.6 (MC1), 1.8 (MC2) 2.0 Turbo Diesel (MC3) Incl. VTEC | 98- 01 | | 341234 L 341233 R | |  ⊥ ⊗ | | 341131 | |  ⊥ ⊗ |
| Civic CR-X/Ballade CR-X   ( :  JHM ...) | | | | | | | | | |
| 1500 (AF) | 84- 87 | 633056 L 633055 R | 333031 L 333030 R | |  ⊕ 2,2 | 441054 | 341050 | |  ⊥ ⊖ 2,0 |
| 1600 Si (AS) | 86- 87 | 633093 L 633092 R | | |  ⊕ | 441054 | 341050 | |  ⊥ ⊖ 2,0 |
| 1600 PGM-FI (ED 9)  S000001 → S100001 | 1.88-12.88 | | 341086 L 341085 R | |  ⊥ ⊗ 2,2 | | 341093 | |  ⊥ ⊖ 2,0 |
| 1600 PGM-FI (ED 9) 1600 VTEC (EE 8)  S100001 → | 1.89- 3.92 1.90- 3.92 | | 341088 L 341087 R <u>351009 L</u> <u>351008 R</u> | |  ⊥ ⊗ 2,2 | | 341094 <u>351010</u> | |  ⊥ ⊗ 2,0 |
| 1.6 VTEC (EH6) 1.6 VTEC VTi (EG2) | 4.92- 98 | | 341139 L 341138 R <u>351012 L</u> <u>351011 R</u> | |  ⊥ ⊗ 3,4 | | 341094 <u>351010</u> | |  ⊥ ⊗ 2,6 |
| Civic Coupé/Ballade Coupé  ( :  1HG ...) | | | | | | | | | |
| 1.5 (EJ2) 1.6 VTEC (EJ1) | 94- 95 | | 341139 L 341138 R <u>351012 L</u> <u>351011 R</u> | |  ⊥ ⊗ 3,2 | | 341094 <u>351010</u> | |  ⊥ ⊗ 2,4 |
| 1.6 (EJ6) 1.6 VTEC (EJ7, EJ8, EM1) | 95- 01 | | 341203 | |  ⊥ ⊗ | | 341198 | |  ⊥ ⊗ |
| Civic   | | | | | | | | | |
|  (EM2)  | 01- | | | | | | | | |
|  (EP1, EP2, EP4)  Exc. Type-R | 01- | | | | | | | | |


























| MODEL FAHRZEUG MODELE | YEAR JAHR ANNEE | FRONT/VORNE/AVANT | | |   | REAR/HINTEN/ARRIERE | | |   |
|--|------------------------|----------------------|--|--------------------------------|--|---------------------|------------------------------|--------------------------------|--|
| | | PREMIUM | EXCEL-G* Twin-tube Gas | GAS-A-JUST Mono-tube Gas | | PREMIUM | EXCEL-G* Twin-tube Gas | GAS-A-JUST Mono-tube Gas | |
| | | Oil | | | | Oil | | | |
| Honda (J) | | | | | | | | | |
| Civic  | | | | | | | | | |
| 2.0 Type-R (EP3)  | 01- | | | | | | | | |
|   | (EU7, EU8, EU9) 01- | | | | | | | | |
| Civic Shuttle/Ballade Shuttle  | | | | | | | | | |
|  1500 (AN) | 84- 87 | 633091 L 633090 R | | |  | | 341077 | |  |
|  1500 (AR) | 85- 87 | 633094 | | |  | | 341078 | |  |
|   1400 (EE 1), 1500 (EE 2), 1600 (EE 4)  S000001 → S100001 | 1.88-12.88 | | 341090 L 341089 R | |  | | 341095 | |  |
|   1400 (EE 1), 1500 (EE 2), 1600 (EE 4)  S100001 → S200001 | 1.89-12.89 | | 341092 L 341091 R | |  | | 341096 | |  |
|   1400 (EE 1), 1500 (EE 2), 1600 (EE 4)  S200001 → | 1.90- 95 | | 341092 L 341091 R | |  | | 341095 | |  |
| Concerto | | | | | | | | | |
| 1.4, 1.5i, 1.6, 1.6i (HW) 1.6-16 V, 1.6i-16 V | 90- 96 | | 334069 L 334068 R | |  2,6 | | 341131 | |  |
| CR-V | | | | | | | | | |
| 2.0 16V (RD) | 10.95- 1.99 | | 341260 | |  | | 341261 | |  |
| 2.0 16V (RD) | 1.99- | | 341260 | |  | | 341261 | |  |
| HR-V | | | | | | | | | |
|  1.6 16V (GH) | 3.99- 00 | | 334244 L ¹⁾ 334243 R ¹⁾ | |  | | 343315 ³⁾ | |  |
|  1.6 16V (GH) | 00- | | 334244 L ²⁾ 334243 R ²⁾ | |  | | 343316 ⁴⁾ | |  |
| 1) 334243 (RH): O.E.=51605-S2H-G02, 334244 (LH): O.E.=51606-S2H-G02 2) 334243 (RH): O.E.=51605-S2H-G51, 334244 (LH): O.E.=51606-S2H-G51 3) 343315 : O.E.=52610-S2H-902 4) 343316 : O.E.=52610-S2J-951 | | | | | | | | | |

*Excel-G is a new name of SUPER
Excel-G ist der neue Name für SUPER
Excel-G est le nom nouveau pour SUPER


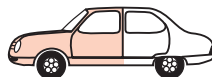







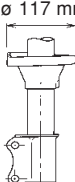
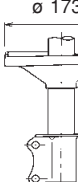









| MODEL FAHRZEUG MODELE | YEAR JAHR ANNEE | FRONT/VORNE/AVANT | | |  | REAR/HINTEN/ARRIERE | | |  |
|---|-----------------------|-------------------|------------------------------|--------------------------------|---|----------------------|------------------------------|--------------------------------|--|
| | | PREMIUM Oil | EXCEL-G* Twin-tube Gas | GAS-A-JUST Mono-tube Gas | | PREMIUM Oil | EXCEL-G* Twin-tube Gas | GAS-A-JUST Mono-tube Gas | |
| Honda (J) | | | | | | | | | |
| HR-V | | | | | | | | | |
|  (GH) 1.6 16V | 3.99- 00 | | 334244 L 334243 R | |  | | 343315 ⁵⁾ | |  |
|  (GH) 1.6 16V | 00- | | 334244 L 334243 R | |  | | 343316 ⁶⁾ | |  |
| 5) 343315 : O.E.=52610-S2H-014 6) 343316 : O.E.=52610-S2H-951 | | | | | | | | | |
| Integra R | | | | | | | | | |
|  (DC2) | 98- | | | | | | | | |
| Jazz | | | | | | | | | |
|  | 02- | | 333332 L 333331 R | |  | | | | |
| Legend | | | | | | | | | |
|  (HS) 2.5 | 86- 88 | | 341113 L 341112 R | |  | 633173 L 633172 R | 333191 L 333190 R | |  |
|  2.7  2.7 (KA4) (KA3) | 89- 90 89- 90 | | 341113 L 341112 R | |  | | 341116 | |  |
| Logo | | | | | | | | | |
| 1.3 (GA3) | 3.99- | | 332107 L 332106 R | |  | | 343318 | |  |
| Prelude | | | | | | | | | |
|  (SN) | 79- 82 | 663040 | | |  | 662006 | 362009 | |  |
| 1800 (AB) 2000 (BA2, BA3) | 11.82- 87 85- 87 | | 341062 | |  1,4 | 633096 L 633095 R | 333177 L 333176 R | |  1,4 |
| 2.0 (BA4) Incl.  | 88- 92 | | 341073 L 341072 R | |  1,4 | | 341180 | |  |
| 2.0 (BB3), 2.3 (BB2) 2.2 VTEC (BB1) Incl.  | 92- 96 93- 96 | | 341178 L 341177 R | |  | | 341179 | |  |



| MODEL FAHRZEUG MODELE | YEAR JAHR ANNEE | FRONT/VORNE/AVANT | | |  | REAR/HINTEN/ARRIERE | | |  |
|---|-----------------------|-------------------|------------------------------|--------------------------------|--|----------------------|------------------------------|--------------------------------|--|
| | | PREMIUM Oil | EXCEL-G* Twin-tube Gas | GAS-A-JUST Mono-tube Gas | | PREMIUM Oil | EXCEL-G* Twin-tube Gas | GAS-A-JUST Mono-tube Gas | |
| Honda (J) | | | | | | | | | |
| Prelude | | | | | | | | | |
| 2.0 (BB9), 2.2 (BB5)  JHMBB9 ..., BB5... | 97- 01 | | 341236 L 341235 R | |  | | 341179 | |  |
| 2.2 VTEC  (BB8)  JHMBB8... | 97- 01 | | 341236 L 341235 R | |  | | 341179 | |  |
| 2.2 VTEC VTi, VTi-R (BB6)  JHMBB614..., BB624... | 97- 01 | | 341236 L 341235 R | |  | | 341179 | |  |
| 2.2 VTEC VTis (BB6)  JHMBB615... | 97- 01 | | | |  | | 341179 | |  |
| Quintet | | | | | | | | | |
|  | 2.80- 84 | 633034 | 333021 | |  1,4 | 633036 L 633035 R | 333023 L 333022 R | |  1,4 |
| Shuttle/Odyssey  | | | | | | | | | |
| 2.2 (RA1), 2.3 (RA3) | 95- | | 341201 L 341200 R | |  | | 344274 | |  |
| Stream | | | | | | | | | |
|  (RN1, RN3) | 01- | | | | | | 341298 | |  |

*Excel-G is a new name of SUPER
Excel-G ist der neue Name für SUPER
Excel-G est le nom nouveau pour SUPER


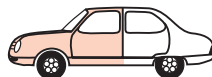


| MODEL FAHRZEUG MODELE | YEAR JAHR ANNEE | FRONT/VORNE/AVANT | | |  | REAR/HINTEN/ARRIERE | | |  |
|---|-----------------------|----------------------|--|--------------------------------|--|--|--|--------------------------------|---|
| | | PREMIUM Oil | EXCEL-G* Twin-tube Gas | GAS-A-JUST Mono-tube Gas | | PREMIUM Oil | EXCEL-G* Twin-tube Gas | GAS-A-JUST Mono-tube Gas | |
| Hyundai (KO) | | | | | | | | | |
| Accent, Pony | | | | | | | | | |
|  (X3) Incl. ⊕ ABS | 7.94- 5.97 | 633178 L 633177 R | 333212 L 333211 R 323039 L 323038 R | | ⊕ | 632104 L ¹⁾ 632103 R ¹⁾ | 332081 L ¹⁾ 332080 R ¹⁾ 322029 L ¹⁾ 322028 R ¹⁾ | | ⊕ |
|  (X3) Incl. ⊕ ABS | 5.97- 1.00 | 633178 L 633177 R | 333212 L 333211 R 323039 L 323038 R | | ⊕ | 632113 L ²⁾ 632112 R ²⁾ | 332095 L ²⁾ 332094 R ²⁾ 322031 L ²⁾ 322030 R ²⁾ | | ⊕ |
|  (LC) Incl. ⊕ ABS | 00- | | 333305 L 333304 R | | ⊕ | | | | ⊕ |
| <div>1)  \varnothing 117 mm</div> <div>2)  \varnothing 173 mm</div> | | | | | | | | | |
| Atos | | | | | | | | | |
| 1.0  Incl. ⊕ ABS | 97- 9.98 | 633205 L 633204 R | 333257 L 333256 R | | ⊕ | 443300 | 343301 | | ⊖ ⊖ |
| 1.0  Incl. ⊕ ABS | 10.98- | 633220 L 633219 R | 333299 L 333298 R | | ⊕ | 443300 | 343301 | | ⊖ ⊖ |
| Atos Prime | | | | | | | | | |
|  Incl. ⊕ ABS | 8.99- | 633220 L 633219 R | 333299 L 333298 R | | ⊕ | 443300 | 343301 | | ⊖ ⊖ |
| Coupé ( KMJH---, KMHK---) | | | | | | | | | |
|  (J2) Incl. ⊕ ABS | 96- 01 | | 333206 L 333205 R 323041 L 323040 R | | ⊕ | | 333208 L 333207 R 323043 L 323042 R | | ⊕ |
| Elantra   | | | | | | | | | |
|  (XD) Incl. ⊕ ABS | 00- | | | | ⊕ | | | | ⊕ |
| H 100 | | | | | | | | | |
|  | 93- | 444128 | | 554095 | ⊥ ⊖ | 444023 | | 553116 | ○ ○ |
































































| MODEL FAHRZEUG MODELE | YEAR JAHR ANNEE | FRONT/VORNE/AVANT | | | | REAR/HINTEN/ARRIERE | | | |
|---|-----------------------|-------------------|------------------------------|--------------------------------|--|----------------------|------------------------------|--------------------------------|--|
| | | PREMIUM Oil | EXCEL-G* Twin-tube Gas | GAS-A-JUST Mono-tube Gas | | PREMIUM Oil | EXCEL-G* Twin-tube Gas | GAS-A-JUST Mono-tube Gas | |
| Hyundai (KO) | | | | | | | | | |
| H1 Starex | | | | | | | | | |
| SHORT () KMJ... | 97- | | 344285 | | | | 344287 | | |
| LONG () KMJ... | 97- | | 344285 | | | | 344286 | | |
| () KMF... | 97- | | 344285 | | | | 344286 | | |
| Lantra | | | | | | | | | |
| (J1) 12.90- 95 634050 334088 Incl. ABS | | | | | | 441091 | 341147 | | |
| (J2) 95- 3.98 633180 L 333206 L Incl. ABS | | | | | | 633182 L 633181 R | 333208 L 333207 R | | |
| (J2) 4.98- 9.00 633180 L 333206 L Incl. ABS | | | | | | 633182 L 633181 R | 333208 L 333207 R | | |
| Matrix | | | | | | | | | |
| | 00- | | | | | | | | |
| Pony, Excel | | | | | | | | | |
| Pony 1200, 1400 | 77- 84 | 665045 | 365039 | | | 443194 | 343153 | 553049 | |
| Pony Excel 1300, 1600 KMHL... | 85- 7.89 | | | | | 443087 | 343176 | 553048 | |
| Pony 1300, 1500 Excel 1500 1 KMHU..., KMHV... | (X2) 8.89- 94 | 633150 | 333156 | | | 443269 | 343183 | 553112 | |
| S-Coupé (KMHU ..., KMHV... | | | | | | | | | |
| (SLC) 3.90- 96 633150 333156 Exc.GT Turbo | | | | | | 443269 | 343183 | 553112 | |
| GT Turbo (SLC) 90- 96 | | | 333156 | | | | 343183 | 553112 | |

*Excel-G is a new name of SUPER
Excel-G ist der neue Name für SUPER
Excel-G est le nom nouveau pour SUPER

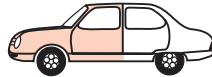





































































| MODEL FAHRZEUG MODELE | YEAR JAHR ANNEE | FRONT/VORNE/AVANT | | | | REAR/HINTEN/ARRIERE | | | | |
|--|-----------------------|-------------------|------------------|----------------------|--------|---------------------|------------------|------------------|--------|--|
| | | PREMIUM | EXCEL-G* | GAS-A-JUST | | PREMIUM | EXCEL-G* | GAS-A-JUST | | |
| | | Oil | Twin-tube Gas | Mono-tube Gas | | Oil | Twin-tube Gas | Mono-tube Gas | | |
| Hyundai (KO) | | | | | | | | | | |
| Sonata | | | | | | | | | | |
| Incl. ⊕ ABS KMhaf, KMhbf | (Y2) | 88- 93 | 634063 | 334020 | | | 441095 | 341154 | | |
| | | | | | 1,8 | | | | | |
| Incl. ⊕ ABS KMhcf, KMhdf | (Y3) | 7.93- 99 | | 334141 | | | | 341192 | | |
| | | | | | | | | | | |
| Incl. ⊕ ABS | (EF) | 99-10.01 | | 341280 | | | | 341246 | | |
| | | | | | | | | | | |
| Stellar | | | | | | | | | | |
| | | 83-12.86 | 443016 | 343001 | 553007 | | 443017 | 343002 | 554006 | |
| | | | | | | | | | | |
| | | 87-12.89 | | | | | 443017 | 343002 | 554006 | |
| | | | | | | | | | | |
| Trajet | | | | | | | | | | |
| Incl. ⊕ ABS | (FO) | 00- | | 334238 L 334237 R | | | | 344297 | | |
| | | | | | | | | | | |
| XG30 | | | | | | | | | | |
| Incl. ⊕ ABS | (XG) | 99- | | 341280 | | | | 341246 | | |
| | | | | | | | | | | |
| Isuzu (J) | | | | | | | | | | |
| Aska | | | | | | | | | | |
| 1800, 2000, Diesel (JJ 110, 120, 510) | 83- | | | | | | 443210 | | | |
| | | | | | | | | | | |
| Elf/Elf 250, 350 | | | | | | | | | | |
| TL 10, 30 (Elf 250) TL 20 (Elf 250) | 70- 79 70- 74 | 444028 | 344062 | | | | 444058 | | | |
| | | | | | | | | | | |
| TL 20 (Elf 250) | 75- 79 | 444028 | 344062 | | | | 444056 | | | |
| | | | | | | | | | | |
| TL 40, 50 (Elf 250) | 70- 79 | 444028 | 344062 | | | | 444057 | | | |
| | | | | | | | | | | |
| TL 60 (Elf 250) | 70- 79 | 444028 | 344062 | | | | 445015 | | | |
| | | | | | | | | | | |
| KS series (Elf 350) | 70- 79 | 445016 | | | | | 444058 | | | |
| | | | | | | | | | | |














































| MODEL FAHRZEUG MODELE | YEAR JAHR ANNEE | FRONT/VORNE/AVANT | | |   | REAR/HINTEN/ARRIERE | | |   |
|--|-----------------------|----------------------|------------------------------|--------------------------------|--|---------------------|------------------------------|--------------------------------|--|
| | | PREMIUM Oil | EXCEL-G* Twin-tube Gas | GAS-A-JUST Mono-tube Gas | | PREMIUM Oil | EXCEL-G* Twin-tube Gas | GAS-A-JUST Mono-tube Gas | |
| Isuzu (J) | | | | | | | | | |
| Fargo/Midi/Seta  | | | | | | | | | |
|   (WFR series)  =  | 80- 88 | 444065 | 344113 | |  | 444040 | 344114 | |  |
|   (9800 series)  =  | 88- | 444065 | 344113 | |  | 444040 | 344114 | |  |
|   (9400 series)  =  | 88- | | | |  | 444025 | | 554075 |  |
| Gemini | | | | | | | | | |
|   (PF 50, PT 60 series) 1600, 1800 | 11.74-10.79 | | | 553090 |  | | | 553089 |  |
| 1600, 1800 ZZT, ZZR, LG, LS (PF 60) | 10.79- 84 | | | 553090 |  | | | 553089 |  |
| 1300, 1500 (JT 150/600) Exc. Diesel, Turbo-Diesel, Turbo | 3.85- | 632043 L 632042 R | 332035 L 332034 R | |  | | | 552022 |  |
| 1500 Diesel,1500 Turbo-Diesel (JT 150/600) 1500 Turbo (JT 150/600) | 7.85- 4.86- 5.87 | 633066 L 633065 R | | |  | | | 552022 |  |
| Lite Elf/Elf 150  | | | | | | | | | |
| KA 20, 40, 50 | 68- 8.72 | 444028 | 344062 | |  | 444023 | 344102 | |  |
| KA 41, 51 | 9.72- | 444028 | 344062 | |  | 444056 | | |  |
| Pick-up/Faster/Campo/Brava  | | | | | | | | | |
| Faster (KB 20, 30 series) | 2.72- | 443188 | | 553087 |  | 444025 | | 553058 |  |
| Faster   (KBD 2, KBG 2)  =  | 10.80- | 443190 | | 553119 |  1,0 | 443186 | | 553108 |  1,0 |
| Faster   (KBD 4, KBG 4)  =  | 10.80- | 443188 | | 553087 |  1,0 | 443186 | | 553108 |  1,0 |
| Campo/Brava   (TFR Series) | 4.88- 00 | 443190 | | 553119 |  | 443295 | | 553230 |  1,0 |
| Campo/Brava   (TFS Series) | 4.88- 96 | 443216 | | 553171 |  | 443295 | | 553230 |  1,0 |

*Excel-G is a new name of SUPER
Excel-G ist der neue Name für SUPER
Excel-G est le nom nouveau pour SUPER

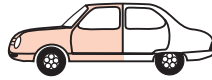





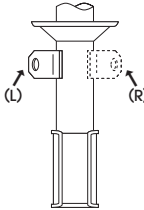
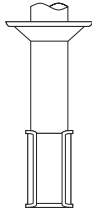



| MODEL FAHRZEUG MODELE | YEAR JAHR ANNEE | FRONT/VORNE/AVANT | | |   | REAR/HINTEN/ARRIERE | | |   |
|---|---|-------------------|------------------------------|---|--|---------------------|------------------------------|--------------------------------|--|
| | | PREMIUM Oil | EXCEL-G* Twin-tube Gas | GAS-A-JUST Mono-tube Gas | | PREMIUM Oil | EXCEL-G* Twin-tube Gas | GAS-A-JUST Mono-tube Gas | |
| Isuzu (J) | | | | | | | | | |
| Trooper/Big Horn  | | | | | | | | | |
| UBS    =  | 82-10.86 | 443188 | | 553087 |  1,0 | 443211 | | 553108 |  0,8 |
| UBS    =  Exc.  | 11.86- 91 | 444132 | | 554099 |  1,0 | 444083 | | 553204 |  1,0 |
|    =  Exc.  | 92- | | 344279 | |  1,0 | | 344229 | |  0,8 |
| Jaguar (GB) | | | | | | | | | |
| XJ-6 Daimler Sovereign XJ 12, Sovereign V 12 Daimler Double Six XJS, XJS V 12 | 68- 86 69- 84 72- 2.93 72- 2.93 75- | | | 553074 |   | | | 551022 |   |
| X300 Series | | | | | | | | | |
| XJ 6, XJ 12 Daimler Six, Daimler Double Six Exc. Sport,  | 10.94- 97 | | | 553208 |   | | | 555007 |   |
| X308 Series | | | | | | | | | |
| XJ 8, Daimler XJ8 Incl. Sport sus Exc.  ,  | 10.97- | | | 554114 |   | | | 555008 |   |
| XJR Incl. Sport sus Exc.  ,  | 10.97- | | | |   | | | 555008 |   |
| XJ 40, XJ 81 Series | | | | | | | | | |
| XJ 6, Sovereign, Daimler (XJ 40) XJ 12, Daimler Double Six (XJ 81) Exc.  | 10.86- 9.94 2.93- 9.94 | | | 553179 |   | | | 551057 |   |
| XK8 (QEV), XKR (QDV) | | | | | | | | | |
| XK8 XKR Exc.  | 10.96- 5.98- | | |  |   | | | 555010 |   |
| Jeep (US) | | | | | | | | | |
| Cherokee, Wagoneer | | | | | | | | | |
| Cherokee, Wagoneer (XJ)  = 101" | 84- 98 | | 344088 <u>354002</u> | |   | | 344089 <u>354003</u> | |   |
| Grand Cherokee (ZJ) Grand Wagoneer Exc. Up-Country sus. () | 92- 98 | | 344088 | |   | | 344078 | |   |










































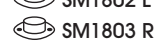
| MODEL FAHRZEUG MODELE | YEAR JAHR ANNEE | FRONT/VORNE/AVANT | | |  | REAR/HINTEN/ARRIERE | | |  |
|---|-----------------------|----------------------|--|--------------------------------|---|----------------------|--|--------------------------------|---|
| | | PREMIUM Oil | EXCEL-G* Twin-tube Gas | GAS-A-JUST Mono-tube Gas | | PREMIUM Oil | EXCEL-G* Twin-tube Gas | GAS-A-JUST Mono-tube Gas | |
| Jeep (US) | | | | | | | | | |
| Wrangler | | | | | | | | | |
|  (YJ Series) | 87- 95 | | 344091 | |  | | 344092 | |  |
| Kia (KO) | | | | | | | | | |
| Besta | | | | | | | | | |
|  | 10.92- | 444162 | 344302 | |  | 443302 | 343320 | |  |
| Carnival  | | | | | | | | | |
|  Incl.  ABS (UP) | 99- 01 | | | |  | | 344296 | 554145 |  |
| Clarus   | | | | | | | | | |
|  Incl.  ABS (GC) | 96- 99- 99- | 634101 L 634100 R | 334232 L 334231 R <u>324018 L</u> <u>324017 R</u> | |  | 634103 L 634102 R | 334234 L 334233 R <u>324020 L</u> <u>324019 R</u> | |  |
| Joice  | | | | | | | | | |
|  Incl.  ABS (M300E) | 99- | 634042 | 334070 | |  | 443265 | 343262 | |  |
| Pride | | | | | | | | | |
|  | 96- | 632111 L 632110 R | | |  | 441099 | | |  |
| Rio | | | | | | | | | |
|  Incl.  ABS (DC) | 00- | | | |  | | 343353 | |  |
| Sephia | | | | | | | | | |
|  Exc.  ABS (FA) | 93- 4.96 | 633169 L 633168 R | 333110 L 333109 R | |  | 633170 | 333111 | |  |
|  Exc.  ABS (FA) | 5.96- 99 | | | |  | | | |  |
|  ABS  (FA) | 5.96- 99 | | | |  | | | |  |

*Excel-G is a new name of SUPER
Excel-G ist der neue Name für SUPER
Excel-G est le nom nouveau pour SUPER


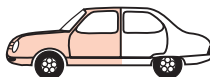


| MODEL FAHRZEUG MODELE | YEAR JAHR ANNEE | FRONT/VORNE/AVANT | | |  | REAR/HINTEN/ARRIERE | | |  |
|--|-----------------------|-------------------|--|--------------------------------|--|---------------------|------------------------------|--------------------------------|---|
| | | PREMIUM Oil | EXCEL-G* Twin-tube Gas | GAS-A-JUST Mono-tube Gas | | PREMIUM Oil | EXCEL-G* Twin-tube Gas | GAS-A-JUST Mono-tube Gas | |
| Kia (KO) | | | | | | | | | |
| Shuma | | | | | | | | | |
|  Incl. ⊕ ABS | 98- 3.01 | | 333263 L ¹⁾ 333262 R ¹⁾ 333273 R ²⁾ ▼ 333272 L ²⁾ ▼ 333315 L ²⁾ 333314 R ²⁾ <u>323046 L¹⁾</u> <u>323045 R¹⁾</u> | | ⊕ | | 333265 L 333264 R | | ⊕ |
| <div>1) without stabilizer bracket</div> <div>2) with stabilizer bracket</div> <div></div> | | | | | | | | | |
| Shuma II | | | | | | | | | |
|  Exc. ⊕ ABS | 4.01- | | | | ⊕ | | | | ⊕ |
| ⊕ ABS  | 4.01- | | | | ⊕ | | | | ⊕ |
| Sportage | | | | | | | | | |
|  | 9.94- 99 | | 341190 | | $\frac{1}{\otimes}$ | | | 554094 | $\frac{1}{\oplus}$ |











































| MODEL FAHRZEUG MODELE | YEAR JAHR ANNEE | FRONT/VORNE/AVANT | | |  L | REAR/HINTEN/ARRIERE | | |  L |
|--|-----------------------|----------------------|------------------------------|--------------------------------|--|----------------------|------------------------------|--------------------------------|--|
| | | PREMIUM Oil | EXCEL-G* Twin-tube Gas | GAS-A-JUST Mono-tube Gas | | PREMIUM Oil | EXCEL-G* Twin-tube Gas | GAS-A-JUST Mono-tube Gas | |
| Lada (Shiguli) (RUS) | | | | | | | | | |
| 110/112 | | | | | | | | | |
| 1100 (2110) 1300 (2110) 1500 (2110/2112) | 9.96- | 665089 | 365101 | |  | 441055 | 341059 | |  ⊥ ⊖ |
| Niva  | | | | | | | | | |
|  (2121) | 78- | 443122 | 343097 | 553121 <u>243015</u> |  ⊥ ⊖ 0,8 | 443123 | 343098 | 553005 <u>243016</u> |  ⊖ ⊖ 0,8 |
| Samara, Riva, Diva, Forma, Sagona    | | | | | | | | | |
| 1100, 1300, 1500 (2108, 2109, 21099) | 86- | 665059 | 365057 <u>375037</u> | |  1,8 | 441055 | 341059 <u>351021</u> | |  ⊥ ⊖ 0,7 |
| VAZ, Nova, Toscana   | | | | | | | | | |
| 1200, 1300, 1500, 1600 (2101, 2102, 2103, 2104, 2105, 2106, 2107, 21011, 21061) | 70- | 443122 | 343097 | 553121 <u>243015</u> |  ⊥ ⊖ 0,8 | 443123 | 343098 | 553005 <u>243016</u> |  ⊖ ⊖ 0,8 |
| Lancia (I) | | | | | | | | | |
| A112 | | | | | | | | | |
|  | 80- | 633014 | 333004 | |  ⊕ ⊕ 1,1 | 633003 | 333005 | |  ⊕ ⊕ 1,3 |
| Beta, Trevi | | | | | | | | | |
| Beta  1300, 1400, 1600, 1800 | 72- 75 | 665032 ¹⁾ | 365009 ¹⁾ | |  | 665033 ²⁾ | 365010 ²⁾ | |  |
| Beta  1600, 1800 | 73- 75 | | | | | 665034 ⁴⁾ | 365040 ⁴⁾ | |  |
| Beta  1300, 1600, 2000 Trevi  1600, 2000 | 75- 84 80- 84 | 665032 ¹⁾ | 365009 ¹⁾ | |  | 665033 ²⁾ | 365010 ²⁾ | |  |
| Beta  1600, 2000 Beta  1600, 2000 | 75- 84 | 663047 ³⁾ | 363040 ³⁾ | |  | 665034 ⁴⁾ | 365040 ⁴⁾ | |  |
| ¹⁾ 665032, 365009: O.E.= 82301005, 82346277, 82341690 ²⁾ 665033, 365010: O.E.= 82287222, 82346273, 82315779, 82341685 ³⁾ 663047, 363040: O.E.= 82341684, 82327791, 82315777, 82346272 ⁴⁾ 665034, 365040: O.E.= 82326804, 82318517, 82341688, 82386804, 82346274 | | | | | | | | | |
| Dedra (835)  | | | | | | | | | |
|  1.6, 1.8, 2.0, 1.9 TD, 2.0 TD 2.0 Turbo  | 89- 90- 99 | | 334806 <u>324806</u> | |  ⊕ ⊕ 1,1 | | 344115 | 554077 <u>244040</u> |  ⊖ ⊖ 0,7 |
|  SM1802 L  SM1803 R | | | | | | | | | |

*Excel-G is a new name of SUPER
Excel-G ist der neue Name für SUPER
Excel-G est le nom nouveau pour SUPER


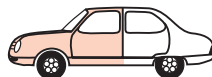




















































| MODEL FAHRZEUG MODELE | YEAR JAHR ANNEE | FRONT/VORNE/AVANT | | | | REAR/HINTEN/ARRIERE | | | |
|---|-----------------------|-------------------|------------------------------|--------------------------------|---------|---------------------|------------------------------|--------------------------------|---------|
| | | PREMIUM Oil | EXCEL-G* Twin-tube Gas | GAS-A-JUST Mono-tube Gas | | PREMIUM Oil | EXCEL-G* Twin-tube Gas | GAS-A-JUST Mono-tube Gas | |
| Lancia (I) | | | | | | | | | |
| Dedra (835) | | | | | | | | | |
| 2.0 Turbo Integrale | 90- 99 | | 334806 324806 | | 1,1 | | | 554077 244040 | 0,7 |
| | | | SM1802 L SM1803 R | | | | | | |
| Dedra (835) , | | | | | | | | | |
| 1.6, 1.8, 2.0, 1.9 TD Incl. 16 V Exc. | 94- 99 | | 334806 324806 | | 1,1 | | 344115 | 554077 244040 | 0,7 |
| | | | SM1802 L SM1803 R | | | | | | |
| Delta (836) | | | | | | | | | |
| 1.4, 1.6, 1.8, 2.0-16V Exc. 1.9TD, 2.0 HF Turbo | 9.93- 99 | | 334806 324806 | | 0,8 | | 344115 | 554077 244040 | 0,8 |
| | | | SM1802 L SM1803 R | | | | | | |
| 1.9TD | 9.93- 99 | | | | 0,8 | | 344115 | 554077 244040 | 0,8 |
| 2.0 HF Turbo | 9.93- 99 | | | | | | | | |
| | | | SM1802 L SM1803 R | | | | | | |
| Delta, Prisma (831) | | | | | | | | | |
| 1.3, 1.5, 1.6 | 2.86-12.92 | | 333844 | | 1,1 | | 333846 L 333845 R | | 1,7 |
| | | | SM1809 | | | | | | |
| 1.6D, 1.6TD, 1.9D, 1.9TD 1.6 HF Turbo | 2.86-12.92 | | 333844 | | 1,1 | | 333846 L 333845 R | | 1,7 |
| 1.3, 1.5, 1.6 1.6D, 1.6TD, 1.9D, 1.9TD 1.6 HF Turbo | 1.93- 8.93 | | 333844 | | 1,1 | | 333846 L 333845 R | | 1,7 |
| | | | SM1802 L SM1803 R | | | | | | |
| Kappa | | | | | | | | | |
| 2.0, 2.0 Turbo, 2.4, 3.0, 2.4 TD Exc. | 94- 2.96 | | 335801 | | | | 335802 ⁵⁾ | | |
| 2.0, 2.0 Turbo, 2.4, 3.0, 2.4 TD Exc. | 3.96- | | 335801 | | | | 335802 ⁵⁾ | | |
| 5) 335802: O.E.= 46448417, 46468555, 46457115 | | | | | | | | | |




























































| MODEL FAHRZEUG MODELE | YEAR JAHR ANNEE | FRONT/VORNE/AVANT | | |  | REAR/HINTEN/ARRIERE | | |  | | | | | | | | | | | | | | | | | | |
|---|-----------------------|----------------------|---|--------------------------------|--|---------------------|--|--------------------------------|--|-------|------|-----|-------------------------|--------------|--------|------------------------|--------------|--------|--------|--------------|--------|--------|-------------|--------|---------|--------------|--------|
| | | PREMIUM Oil | EXCEL-G* Twin-tube Gas | GAS-A-JUST Mono-tube Gas | | PREMIUM Oil | EXCEL-G* Twin-tube Gas | GAS-A-JUST Mono-tube Gas | | | | | | | | | | | | | | | | | | | |
| Lancia (I) | | | | | | | | | | | | | | | | | | | | | | | | | | | |
| Kappa  | | | | | | | | | | | | | | | | | | | | | | | | | | | |
| 2.0, 2.0 Turbo, 2.4, 3.0, 2.4 TD Exc.  | 96- | | 335801 | |  | | OE =  | | | | | | | | | | | | | | | | | | | | |
| Lybra  | | | | | | | | | | | | | | | | | | | | | | | | | | | |
|  | 6.99- | | | |  | | 343332 | |  | | | | | | | | | | | | | | | | | | |
| Thema  | | | | | | | | | | | | | | | | | | | | | | | | | | | |
| 2.0, 2.0 i.e., 2.0 i.e. Turbo, 2.8 V6 2.5 Turbo Diesel | 11.84-10.86 | | 334804  SM1807 ¹⁾  SM1808 ¹⁾ | |  1,1 | | | |  | | | | | | | | | | | | | | | | | | |
| 2.0 i.e., 2.0 i.e. 16 V, 2.0 i.e. Turbo 2.8 V6, 3.0 V6 Exc. 8.32 (3.0 V8) | 11.86- 95 | | 334804  SM1807 ¹⁾  SM1808 ¹⁾ | |  1,1 | | 334801 | |  2,0 | | | | | | | | | | | | | | | | | | |
| 1) <table><tr><td>Model</td><td>Year</td><td>KYB</td></tr><tr><td>2.0 i.e.,2.0 i.e. Turbo</td><td>10.84 - 5.92</td><td>SM1807</td></tr><tr><td>2.5 Turbo Diesel / TDS</td><td>10.84 - 7.94</td><td>SM1807</td></tr><tr><td>2.8 V6</td><td>10.84 - 5.92</td><td>SM1808</td></tr><tr><td>3.0 V6</td><td>9.92 - 9.94</td><td>SM1808</td></tr><tr><td>1.9 TDS</td><td>4.89 - 12.94</td><td>SM1808</td></tr></table> | | | | | | | | | | Model | Year | KYB | 2.0 i.e.,2.0 i.e. Turbo | 10.84 - 5.92 | SM1807 | 2.5 Turbo Diesel / TDS | 10.84 - 7.94 | SM1807 | 2.8 V6 | 10.84 - 5.92 | SM1808 | 3.0 V6 | 9.92 - 9.94 | SM1808 | 1.9 TDS | 4.89 - 12.94 | SM1808 |
| Model | Year | KYB | | | | | | | | | | | | | | | | | | | | | | | | | |
| 2.0 i.e.,2.0 i.e. Turbo | 10.84 - 5.92 | SM1807 | | | | | | | | | | | | | | | | | | | | | | | | | |
| 2.5 Turbo Diesel / TDS | 10.84 - 7.94 | SM1807 | | | | | | | | | | | | | | | | | | | | | | | | | |
| 2.8 V6 | 10.84 - 5.92 | SM1808 | | | | | | | | | | | | | | | | | | | | | | | | | |
| 3.0 V6 | 9.92 - 9.94 | SM1808 | | | | | | | | | | | | | | | | | | | | | | | | | |
| 1.9 TDS | 4.89 - 12.94 | SM1808 | | | | | | | | | | | | | | | | | | | | | | | | | |
| Y | | | | | | | | | | | | | | | | | | | | | | | | | | | |
|  (840) 1.1, 1.2, 1.4 | 95- | | 333914 | |  | | 343269 | 554086 |  | | | | | | | | | | | | | | | | | | |
| Y10 | | | | | | | | | | | | | | | | | | | | | | | | | | | |
|  1000, 1050, 1300, Turbo | 3.85- 93 | 633851 L 633850 R | 333867 L 333866 R  | |  1,1 | 441077 | 341209 | |  0,4 | | | | | | | | | | | | | | | | | | |
|   | 85- 93 | 633851 L 633850 R | 333867 L 333866 R  | |  1,1 | 441094 | 341210 | |  0,5 | | | | | | | | | | | | | | | | | | |
|  1000, 1050, 1300, Turbo | 93- 96 | 633851 L 633850 R | 333867 L 333866 R  | |  1,1 | | 341187 | |  0,4 | | | | | | | | | | | | | | | | | | |
|   | 93- 96 | 633851 L 633850 R | 333867 L 333866 R  | |  1,1 | | 341188 | |  0,5 | | | | | | | | | | | | | | | | | | |

*Excel-G is a new name of SUPER
Excel-G ist der neue Name für SUPER
Excel-G est le nom nouveau pour SUPER


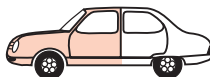


| MODEL FAHRZEUG MODELE | YEAR JAHR ANNEE | FRONT/VORNE/AVANT | | |  | REAR/HINTEN/ARRIERE | | |  |
|---|-----------------------|----------------------|------------------------------|--|---|----------------------|------------------------------|--------------------------------|--|
| | | PREMIUM Oil | EXCEL-G* Twin-tube Gas | GAS-A-JUST Mono-tube Gas | | PREMIUM Oil | EXCEL-G* Twin-tube Gas | GAS-A-JUST Mono-tube Gas | |
| Lancia (I) | | | | | | | | | |
| Zeta | | | | | | | | | |
|  | 94- 1.98 | 634927 | 334927 |  SM1916 L  SM1917 R |  2,3 | 443277 ¹⁾ | 343296 ¹⁾ | |  1,6 |
|  | 1.98- 8.00 | 634927 | 334927 |  SM1916 L  SM1917 R |  2,3 | 443303 ²⁾ | 343321 ²⁾ | |  1,6 |
|  | 9.00- | 634927 | 334927 |  SM1918 L  SM1919 R |  2,3 | 443303 ²⁾ | 343321 ²⁾ | |  1,6 |
| 1)  L max. = 370mm 2)  L max. = 400 mm | | | | | | | | | |
| Landrover (GB)⇒Rover (GB) | | | | | | | | | |
| Lexus (J)⇒Toyota (J) | | | | | | | | | |
| Mazda (J) | | | | | | | | | |
| 121 | | | | | | | | | |
|  (DA) | 11.87- 91 | 632111 L 632110 R | 332055 L 332054 R | |  | | 341079 | |  1,6 |
|  (DB) | 91- 96 | 632088 L 632087 R | 332069 L 332068 R | |  | | 341167 | |  1,6 |
|  (DB) | 11.93- 96 | | | |  | | 341167 | |  1,6 |
| 1.25, 1.3  | (AB) | 96- | 333701 |  SM1204 |  | | 341952 | |  1,6 |
| 1.25, 1.3  | (AB) | 96- | 333702 |  SM1204 |  | | 341952 | |  1,6 |
| 1.8 D  | (AB) | 96- | 333703 |  SM1204 |  | | 341952 | |  1,6 |
| 1.8 D  | (AB) | 96- | 333704 |  SM1204 |  | | 341952 | |  1,6 |
| 323  (77-80) () | | | | | | | | | |
| 1000, 1300, 1400 (FA4 PS, FA4 TS, FA4 US) | 1.77- 6.79 | 663017 | 363009 | |  2,0 | 443082 | | 553040 |  0,5 |
| 1000, 1300, 1400 (FA4 PS, FA4 TS, FA4 US) | 6.79- 5.80 | 663018 | | |  2,0 | 443082 | | 553040 |  0,5 |



| MODEL FAHRZEUG MODELE | YEAR JAHR ANNEE | FRONT/VORNE/AVANT | | |   | REAR/HINTEN/ARRIERE | | |   |
|--|-------------------------|----------------------|------------------------------|--------------------------------|--|----------------------|------------------------------|--------------------------------|--|
| | | PREMIUM Oil | EXCEL-G* Twin-tube Gas | GAS-A-JUST Mono-tube Gas | | PREMIUM Oil | EXCEL-G* Twin-tube Gas | GAS-A-JUST Mono-tube Gas | |
| Mazda (J) | | | | | | | | | |
| 323  (78-85) () | | | | | | | | | |
| 1300, 1400 (FA4 TV, FA4 UV) | 78- 6.79 | 663017 | 363009 | |  2,0 | 443083 | 343065 | |  0,5 |
| Van 1300 (FA4T6) Station Wagen 1300,1400 (FA4TV/ UV) | 11.79-12.85 6.79- 81 | 663018 | | |  2,0 | 443083 | 343065 | |  0,5 |
| Station Wagen 1300, 1500 (FA4T/ 4S) | 11.81-12.85 | 663018 | | |  2,0 | 443231 | | |  0,5 |
| 323  ,  (80-89) ( , ) | | | | | | | | | |
| 1100, 1300, 1500 (BD1011/12, BD1031/ 32, BD1051/52) | 6.80- 85 | 633011 L 633010 R | 333008 L 333007 R | |  1,3 | 632005 L 632004 R | 332010 L 332009 R | |  2,4 |
| 1100, 1300, 1500, 1700 Diesel (BF) Exc. 1500 XG,  | 7.85- 5.89 | 633050 L 633049 R | 333026 L 333025 R | |  1,3 | 632035 L 632034 R | 332020 L 332019 R | |  1,9 |
| 1500 XG, 1600i (EGI) (BF5P, BFMP) Exc.  | 7.85- 5.89 | 633050 L 633049 R | 333026 L 333025 R | |  1,3 | 633112 L 633111 R | 333086 L 333085 R | |  1,9 |
|  Heightening Road Clearance (BF) Exc. EGI, H/D | 7.85- 5.89 | 633050 L 633049 R | 333026 L 333025 R | |  1,3 | 632033 L 632032 R | 332018 L 332017 R | |  1,9 |
| 1600 Turbo-16V  (BF8) Exc.  | 6.86- 5.89 | 633077 L 633076 R | | |  1,3 | 633079 L 633078 R | | |  1,9 |
| 323  (86-94) () | | | | | | | | | |
| 1300, 1500, 1600, 1700 Diesel (BW12) Exc.  ,  | 1.86-10.95 | 633050 L 633049 R | 333026 L 333025 R | |  1,3 | 633073 L 633072 R | 333073 L 333072 R | |  1,9 |
| 323, 323 C, 323 S  ,  ( , ) (89-98) Exc.  | | | | | | | | | |
|   (BG) Exc. Heightening Road Clearance | 6.89- 8.94 | 633138 L 633137 R | 333127 L 333126 R | |  | 633144 L 633143 R | 333133 L 333132 R | |  |
|  Heightening Road Clearance   (BG) | 6.89- 8.94 | 633138 L 633137 R | 333127 L 333126 R | |  | 633089 L 633088 R | 333098 L 333097 R | |  |
|  1.9i, 1.9i-Turbo (BG 8 # F/ H) Exc. Hi-Power Engine (BG 83J) | 6.89- 8.94 | 633114 L 633113 R | 333088 L 333087 R | |  | 633108 L 633107 R | 333082 L 333081 R | |  |
|  (BG 83J) 1.9 i-Turbo GT-R (Hi-Power Engine) | 92- 8.94 | | | |  | 633108 L 633107 R | 333082 L 333081 R | |  |

*Excel-G is a new name of SUPER
Excel-G ist der neue Name für SUPER
Excel-G est le nom nouveau pour SUPER


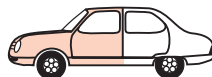











































| MODEL FAHRZEUG MODELE | YEAR JAHR ANNEE | FRONT/VORNE/AVANT | | | | REAR/HINTEN/ARRIERE | | | |
|--|-----------------------|-------------------|--|--------------------------------|--|----------------------|--|--------------------------------|--|
| | | PREMIUM Oil | EXCEL-G* Twin-tube Gas | GAS-A-JUST Mono-tube Gas | | PREMIUM Oil | EXCEL-G* Twin-tube Gas | GAS-A-JUST Mono-tube Gas | |
| Mazda (J) | | | | | | | | | |
| 323, 323 C, 323 S (,) (89-98) Exc. | | | | | | | | | |
| (2WD) ⊖ ABS (BA) 1.3, 1.5, 1.8, 1.7 TD, 2.0 D | 9.94- 5.98 | | 333179 L 333178 R | | | | 333181 L 333180 R | | |
| (2WD) ⊕ ABS 1.3, 1.5, 1.8, 1.7 TD, 2.0 D (BA) →151007 | 9.94- 95 | | 333183 L ¹⁾ 333182 R ¹⁾ | | | | 333185 L ²⁾ 333184 R ²⁾ | | |
| (2WD) ⊕ ABS 1.3, 1.5, 1.8, 1.7 TD, 2.0 D (BA) 151007→ | 95- 5.98 | | 333179 L 333178 R | | | | 333181 L 333180 R | | |
| 323 F () (89-) | | | | | | | | | |
| (2WD) (BG) Exc. Heightening Road Clearance | 6.89- 8.94 | | 333131 L 333130 R | | | 633144 L 633143 R | 333133 L 333132 R | | |
| | | | | | | | | | |
| ⊕ Heightening Road Clearance (2WD) (BG) | 6.89- 8.94 | | 333131 L 333130 R | | | 633089 L 633088 R | 333098 L 333097 R | | |
| (2WD) ⊖ ABS (BA) 1.5, 1.8 | 9.94- 5.98 | | 333179 L 333178 R | | | | 333181 L 333180 R | | |
| (2WD) ⊕ ABS 1.5, 1.8 →151007 | 9.94- 95 | | 333183 L ¹⁾ 333182 R ¹⁾ | | | | 333185 L ²⁾ 333184 R ²⁾ | | |
| (2WD) ⊕ ABS 1.5, 1.8 151007→ | 95- 5.98 | | 333179 L 333178 R | | | | 333181 L 333180 R | | |
| (2WD) ⊖ ABS 2.0 (BA) | 9.94- 5.98 | | 334118 L 334117 R | | | | 334120 L 334119 R | | |
| 1) 333182 : = BC1D 34 700/700A, BC1F 34 700, 333183 : = BC1D 34 900/900A, BC1F 34 900. 2) 333184 : = BC1D 28 700/700A/B/C, BC1F 28 700A/B, 333185 : = BC1D 28 900/900A/B/C, BC1F 28 900A/B. | | | | | | | | | |
| (2WD) ⊕ ABS 2.0 →151007 | 9.94- 95 | | 334122 L ³⁾ 334121 R ³⁾ | | | | 334124 L ⁴⁾ 334123 R ⁴⁾ | | |
| (2WD) ⊕ ABS 2.0 151007→ | 95- 5.98 | | 334118 L 334117 R | | | | 334120 L 334119 R | | |
| (2WD) 1.3, 1.5, 1.8, 2.0 D, 2.0 TD Incl. ⊕ ABS (BJ) | 98- | | 333275 L 333274 R | | | | 333277 L 333276 R | | |
| 3) 334121 : = B01C 34 700, 334122 : = B01C 34 900. 4) 334123 : = B01C 28 700/A/B, 334124 : = B01C 28 900/A/B. | | | | | | | | | |



| MODEL FAHRZEUG MODELE | YEAR JAHR ANNEE | FRONT/VORNE/AVANT | | | | REAR/HINTEN/ARRIERE | | | | |
|---|-----------------------|-------------------|------------------------------|--------------------------------|--|---------------------|------------------------------|--------------------------------|--------|----------|
| | | PREMIUM Oil | EXCEL-G* Twin-tube Gas | GAS-A-JUST Mono-tube Gas | | PREMIUM Oil | EXCEL-G* Twin-tube Gas | GAS-A-JUST Mono-tube Gas | | |
| Mazda (J) | | | | | | | | | | |
| 323 P (3) (98-) | | | | | | | | | | |
| 1.3, 1.5, 2.0 D Incl. ⊕ ABS | (BA) | 5.98- | | 333179 L 333178 R | | ⊕ | | 333181 L 333180 R | | ⊕ |
| 323 S (4) (98-) | | | | | | | | | | |
| 1.3, 1.5, 1.8, 2.0 D, 2.0 TD Incl. ⊕ ABS | (BJ) | 5.98- | | 333275 L 333274 R | | ⊕ | | 333277 L 333276 R | | ⊕ |
| 626, Montrose , , Exc. | | | | | | | | | | |
| 1600, 1800, 2000 (CB2NS/ VS/ MS) | | 10.78- 8.82 | 663019 | 363022 | | ⊥ 3,7 | | | 553027 | ⊥ 0,5 |
| 1600, 1800, 2000 (GC) | | 9.82- 6.85 | 633029 L 633028 R | 333029 L 333028 R | | ⊕ 1,3 | 633041 | 333027 | | ⊕ 2,1 |
| 1600, 1800, 2000 (GC) | | 7.85- 5.87 | 633070 L 633069 R | 333056 L 333055 R | | ⊕ 1,3 | 633041 | 333027 | | ⊕ 2,1 |
| 1800, 2000, 2000 Diesel, 2200 Exc. , | (GD) | 6.87- 92 | 634025 L 634024 R | 334035 L 334034 R | | ⊕ 1,3 | 634026 | 334036 | | ⊕ 2,1 |
| 2200 | (GD) | 8.89- 92 | 634031 L 634030 R | 334040 L 334039 R | | ⊕ 1,3 | 634033 L 634032 R | 334042 L 334041 R | | ⊕ 2,1 |
| ⊕ 2000 | (GD) | 6.87- 92 | | | | ⊕ | | | | ⊕ |
| ⊖ , Exc. 1800, 2000, 2000 Diesel → 271863 | (GE 1) | 8.91- 93 | 634045 L 634044 R | 334083 L 334082 R | | ⊕ | 634046 | 334084 | | ⊕ |
| ⊖ , Exc. 1800, 2000, 2000 Diesel 271863 → | (GE 1) | 93- 97 | 634045 L 634044 R | 334083 L 334082 R | | ⊕ | 634080 | 334157 | | ⊕ |
| ⊖ ⊕ 1800, 2000, 2000 Diesel 280356 → | (GE 1) | 93- 97 | 634052 L 634051 R | 334090 L 334089 R | | ⊕ | 634080 | 334157 | | ⊕ |
| ⊖ Exc. 2500 | (GE 1) | 8.91- 97 | 634045 L 634044 R | 334083 L 334082 R | | ⊕ | 634046 | 334084 | | ⊕ |
| ⊕ Exc. 2500 | (GE 7) | 9.91- 97 | 634045 L 634044 R | 334083 L 334082 R | | ⊕ | 634047 | 334085 | | ⊕ |
| ⊖ Exc. 2000 | (GE 8) | 9.91- 97 | 634052 L 634051 R | 334090 L 334089 R | | ⊕ | 634049 L 634048 R | 334087 L 334086 R | | ⊕ |

*Excel-G is a new name of SUPER
Excel-G ist der neue Name für SUPER
Excel-G est le nom nouveau pour SUPER


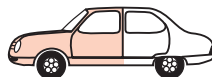






















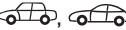



















| MODEL FAHRZEUG MODELE | YEAR JAHR ANNEE | FRONT/VORNE/AVANT | | |  | REAR/HINTEN/ARRIERE | | |  | |
|--|-----------------------|----------------------|--|------------------|--|----------------------|--|------------------|---|--|
| | | PREMIUM | EXCEL-G* | GAS-A-JUST | | PREMIUM | EXCEL-G* | GAS-A-JUST | | |
| | | Oil | Twin-tube Gas | Mono-tube Gas | | Oil | Twin-tube Gas | Mono-tube Gas | | |
| Mazda (J) | | | | | | | | | | |
| 626, Montrose    Exc.  | | | | | | | | | | |
|  1.9, 2.0, 2.0 HP, 2.0 TD (GF 1)  | 97- | | 334198 L ¹⁾ 334197 R ¹⁾ | |  | | 334202 L ³⁾ 334201 R ³⁾ | |  | |
|  1.9, 2.0, 2.0 HP, 2.0 TD (GF 1)  | 97- | | 334200 L ²⁾ 334199 R ²⁾ | |  | | 334202 L ³⁾ 334201 R ³⁾ | |  | |
| 1) 334197: O.E. = GE4T-34-700/-700A, 334198: O.E. = GE4T-34-900/-900A 2) 334199: O.E. = GE4V-34-700/-700A, 334200: O.E. = GE4V-34-900/-900A 3) 334201: O.E. = GE4V-28-700/-700A, 334202: O.E. = GE4V-28-900/-900A GE4T-28-700/-700A GE4T-28-900/-900A | | | | | | | | | | |
| 626  Exc.  | | | | | | | | | | |
|  (GV1)  | 88- 97 | 634025 L 634024 R | 334035 L 334034 R | |  | 635002 | 335002 | |  | |
|  (GV8)  | 10.89- 97 | 634031 L 634030 R | 334040 L 334039 R | |  | 635004 L 635003 R | 335004 L 335003 R | |  | |
|  1.9, 2.0, 2.0 HP, 2.0 TD (GW 1)  | 97- | | 334198 L ⁴⁾ 334197 R ⁴⁾ | |  | | 335029 L ⁶⁾ 335028 R ⁶⁾ | |  | |
|  1.9, 2.0, 2.0 HP, 2.0 TD (GW 1)  | 97- | | 334200 L ⁵⁾ 334199 R ⁵⁾ | |  | | 335027 L ⁷⁾ ▼ 335026 R ⁷⁾ ▼ 335029 L ⁷⁾ 335028 R ⁷⁾ | |  | |
| 4) 334197: O.E. = GF3H-34-700/-700A, 334198: O.E. = GF3H-34-900/-900A 5) 334199: O.E. = GF3J-34-700/-700A, 334200: O.E. = GF3J-34-900/-900A 6) 335028: O.E. = GF3H-28-700/-700A, 335029: O.E. = GF3H-28-900/-900A 7) 335026: O.E. = GF3J-28-700/-700A, 335027: O.E. = GF3J-28-900/-900A | | | | | | | | | | |
| 929 L, 929  | | | | | | | | | | |
| 2000 (LA 2 V, 3 V, 33 W) | 8.72- 78 | 663021 | 363019 | |  | | | 553045 |  | |
| 2000 (LA 4 MV) | 78-10.81 | 665016 | 365014 | |  | | | 553045 |  | |
| 2000 (LA 4 SV) | 11.81- 83 | 665016 | 365014 | |  | | | 553045 |  | |
| Capella 616 (RX2) | | | | | | | | | | |
| Rotary Sedan 1600, 1800 (SNA, CB 1, 12 series) | 5.70- 9.78 | 663016 | 363008 | |  | 441009 | 341010 | 551009 |  | |




























































| MODEL FAHRZEUG MODELE | YEAR JAHR ANNEE | FRONT/VORNE/AVANT | | | | REAR/HINTEN/ARRIERE | | | |
|--|-----------------------|----------------------|------------------------------|--------------------------------|---------|---------------------|------------------------------|--------------------------------|--|
| | | PREMIUM Oil | EXCEL-G* Twin-tube Gas | GAS-A-JUST Mono-tube Gas | | PREMIUM Oil | EXCEL-G* Twin-tube Gas | GAS-A-JUST Mono-tube Gas | |
| Mazda (J) | | | | | | | | | |
| Demio | | | | | | | | | |
| (DW) Incl. High Power Exclusive Incl. ABS | 8.98- | | 333267 L 333266 R | | | | 341252 | | |
| Familia Presto , , , Rotary Coupé | | | | | | | | | |
| 1000, 1300 , , (SPC, STB, SPVC, STBV) (M 10C, FA3T series) | 2.72- 2.76 | 663016 | 363008 | | | 443081 | 343066 | 553039 | |
| Luce, 929 L, 929 , Exc. | | | | | | | | | |
| 1800 (LA 2, 22, 3, 33 series) | 8.72- 9.77 | 663021 | 363019 | | | 443081 | 343066 | | |
| 1800, 2000 (LA 4, 43) | 10.77- 8.79 | 663022 | 363006 | | | | 343124 | 553046 | |
| 1800, 2000, 2200 D (LA 4, 43) | 8.79- 7.81 | 665016 | 365014 | | 3,2 | | 343124 | 553046 | |
| 1800, 2000, 2200 Diesel (HBPH 8, HBPS 2, HBSHE) | 8.81- 9.86 | 634004 L 634003 R | 334032 L 334031 R | | 1,5 | | 343124 | 553046 | |
| 2000, 2000 Turbo (EG i type) (HBSN 2, HBSHE) | 8.81- 9.86 | 634004 L 634003 R | 334032 L 334031 R | | 1,5 | | 341040 | | |
| 2200 i (HC12) 2000 i (HC12) Exc. | 12.86- 91 3.87- 91 | | | | | | | | |
| 3000 L V 6 Exc. | 12.86- 91 | | | | | | | | |
| MPV | | | | | | | | | |
| (LV52) 3.0 | 93- 99 | 635010 L 635009 R | | | | 445028 | | | |
| (LV12) 2.5TD,3.0 | 93- 99 | 635010 L 635009 R | | | | 445028 | | | |
| (LW) | 99- | | 334283 L 334282 R | | | | 345024 | | |
| MX-3 | | | | | | | | | |
| 1.6-16V, 1.9-V6 Incl. ABS | (EC) 91- | | 333251 L 333250 R | | | | 333253 L 333252 R | | |

*Excel-G is a new name of SUPER
Excel-G ist der neue Name für SUPER
Excel-G est le nom nouveau pour SUPER


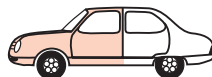


















































| MODEL FAHRZEUG MODELE | YEAR JAHR ANNEE | FRONT/VORNE/AVANT | | |  | REAR/HINTEN/ARRIERE | | |  | |
|--|-----------------------|----------------------|------------------------------|--------------------------------|--|--|------------------------------|--------------------------------|---|---|
| | | PREMIUM Oil | EXCEL-G* Twin-tube Gas | GAS-A-JUST Mono-tube Gas | | PREMIUM Oil | EXCEL-G* Twin-tube Gas | GAS-A-JUST Mono-tube Gas | | |
| Mazda (J) | | | | | | | | | | |
| MX-5 | | | | | | | | | | |
| 1600, 1900 Incl. ⊕ ABS | (NA) | 9.89- 98 | | 341143 | |  | | 341127 | |  |
| 1.6-16V, 1.9-16V Incl. ⊕ ABS, Sport sus. Exc. Limited edition | (NB) | 5.98- | | 341253 | |  | | 341254 | |  |
| Limited edition 1.6-16V, 1.9-16V Incl. ⊕ ABS | (NB) | 5.98- | O.E.=NC12-34-700C/D | | |  | O.E.=NC12-28-700C/D | | |  |
| MX-6 | | | | | | | | | | |
|   Exc.  (GE 1) | 7.91- 97 | 634045 L 634044 R | 334083 L 334082 R | |  | 634046 | 334084 | |  | |
|   Exc.  (GE 7) | 7.91- 97 | 634045 L 634044 R | 334083 L 334082 R | |  | 634047 | 334085 | |  | |
| Premacy | | | | | | | | | | |
| 1.9, 2.0 TD | (CP) | 7.99- | | 333269 L 333268 R | |  | | 334260 L 334259 R | |  |
| Savanna 808 (RX 3), 818 | | | | | | | | | | |
|  (S 124 A) | 9.71- 3.78 | 663017 | 363009 | |  | 443084 | | 552007 | |  |
|  (S 124 W) | 9.71- 3.78 | 663017 | 363009 | |  | 443083 | 343065 | | |  |
| Savanna RX 7 | | | | | | | | | | |
| Rotary Coupé (SA 22C) | 4.78-11.80 | 663020 | 363003 | |  | | 343064 | 553043 | |  |
| Rotary Coupé (SA 22C) | 12.80-10.85 | 663037 | 363010 | |  | | 343064 | 553043 | |  |
|  Exc.  (FC) | 85- 92 | | 334130 L 334129 R | |  | | | 551059 | |  |
|  Exc.  (FD) | 92- | | 341169 L 341168 R | |  | | 341170 | | |  |
| Tribute | | | | | | | | | | |
|   | 01- | | | | | | | | | |






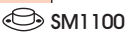



































| MODEL FAHRZEUG MODELE | YEAR JAHR ANNEE | FRONT/VORNE/AVANT | | |  | REAR/HINTEN/ARRIERE | | |  |
|--|-----------------------|-------------------|------------------------------|--------------------------------|---|---------------------|------------------------------|--------------------------------|---|
| | | PREMIUM Oil | EXCEL-G* Twin-tube Gas | GAS-A-JUST Mono-tube Gas | | PREMIUM Oil | EXCEL-G* Twin-tube Gas | GAS-A-JUST Mono-tube Gas | |
| Mazda (J) | | | | | | | | | |
| Tribute | | | | | | | | | |
|   | 01- | | | | | | | | |
| Xedos 6 | | | | | | | | | |
|  (CA) | 92- 99 | | 334280 L 334279 R | |  | | 334281 | |  |
| Xedos 9 | | | | | | | | | |
|  (TA) | 7.93- 00 | | | |  | | 341259 | |  |
| Mazda Commercial (J) | | | | | | | | | |
| E Series/Bongo | | | | | | | | | |
| Truck E 2000, 2300, 2500 (EVA, EVB, EVC, EXA, EXB, AEX) | 64- 7.71 | 444062 | | |  | 444066 | | |  |
| Bongo (FSA, FPA) | 66- 77 | 443085 | | 553085 |  | | | 553094 |  |
| Bongo (BA 2 series) Exc. Short Box | 77- 2.80 | 443157 | | |  | 443089 | | |  |
|    E1400, E1800 | 84- 4.97 | 443215 | 343215 | |  | 443179 | 343214 | 553120 |  |
|     E2000, E2200   | 84- 4.97 | 443215 | 343215 | |  | 443179 | 343214 | 553120 |  |
|     E 2000, E 2200   | 84- 4.97 | 443215 | 343215 | |  | 443285 | | 553193 |  |
|   E2000, E2200 | 84- 4.97 | 444144 | 344278 | |  | 443179 | 343214 | 553120 |  |
|   E2000, E2200 | 3.97- 99 | 443215 | 343215 | |  | 443179 | 343214 | 553120 |  |
|   E2000, E2200   | 3.97- 99 | 443215 | 343215 | |  | | | |  |
|   E2000, E2200   | 3.97- 99 | 443215 | 343215 | |  | | | |  |

*Excel-G is a new name of SUPER
Excel-G ist der neue Name für SUPER
Excel-G est le nom nouveau pour SUPER

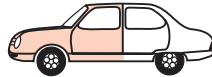


| MODEL FAHRZEUG MODELE | YEAR JAHR ANNEE | FRONT/VORNE/AVANT | | |   | REAR/HINTEN/ARRIERE | | |   |
|---|-----------------------|-------------------|------------------------------|--------------------------------|--|---------------------|------------------------------|--------------------------------|--|
| | | PREMIUM Oil | EXCEL-G* Twin-tube Gas | GAS-A-JUST Mono-tube Gas | | PREMIUM Oil | EXCEL-G* Twin-tube Gas | GAS-A-JUST Mono-tube Gas | |
| Mazda Commercial (J) | | | | | | | | | |
| E Series/Bongo | | | | | | | | | |
|  E2000, E2200 | 3.97- 99 | 444144 | 344278 | |  | 443179 | 343214 | 553120 |  |
|  E2000, E2200   | 3.97- 99 | 444144 | 344278 | |  | | | |  |
|  E2000, E2200   | 3.97- 99 | 444144 | 344278 | |  | | | |  |
| Pick Up  | | | | | | | | | |
| 800, 1000, 1200 (SSA, BSA 55, SPA, BP, BTA) | 63- 73 | 443085 | | 553085 |  | 443081 | 343066 | 553039 |  |
| 1300 (FA 2 T) | 12.75- 80 | 443085 | | 553085 |  | 443081 | 343066 | 553039 |  |
| Proceed/B Series  | | | | | | | | | |
| Proceed 1500 (BUD 61) | 65- 71 | 443085 | | 553085 |  | 443081 | 343066 | |  |
| Proceed 1600 (BNA 61) | 71- 76 | 443110 | | |  | 443081 | 343066 | |  |
| Proceed 1300, 1800 (BTA 67, PE 2 V 6) | 72- | 443086 | | 553086 |  | 443081 | 343066 | |  |
|  B 1600, B 2000, B 2200, B 2600 | 1.85- 96 | 443216 | | 553171 |  | 443259 | 343252 | 553209 |  |
|  B 1600, B 2000, B 2200, B 2600 | 1.85- 96 | 444135 | | 554100 |  | 444136 | | 554101 |  |
|  B 2200, B 2500, B 2600 | 3.96- | 443216 | | 553171 |  | 443259 | 343252 | 553209 |  |
|  B 2200, B 2500, B 2600 | 3.96- | 444135 | | 554100 |  | 444136 | | 554101 |  |
| T Series   | | | | | | | | | |
| Titan FV, FX, EX, EV  (TA 2, 3 series) | 8.71- | 444062 | | |  | 444066 | | |  |
| Titan Cabin (TA 2 series) | 77- | 444062 | | |  | 444025 | | 553058 |  |



| MODEL FAHRZEUG MODELE | YEAR JAHR ANNEE | FRONT/VORNE/AVANT | | |  | REAR/HINTEN/ARRIERE | | |  |
|--|------------------------|-------------------|---|--------------------------------|--|---------------------|--|--|--|
| | | PREMIUM Oil | EXCEL-G* Twin-tube Gas | GAS-A-JUST Mono-tube Gas | | PREMIUM Oil | EXCEL-G* Twin-tube Gas | GAS-A-JUST Mono-tube Gas | |
| Mercedes Benz (D) | | | | | | | | | |
| 190 Series (201) | | | | | | | | | |
| 190, 190 E, 190 D Exc.190 E 2.3-16, 2.5-16, Sport sus. | 12.82- 93 | | 334017 324007   | |  1,8 | | | 553177 243032 |  1,2 |
| 190E 2.3-16V 190E 2.5-16V | 9.83- 89 9.88- 5.93 | | 324007   | |  1,8 | | OE =  | | |
| ⊕ Sport sus.  Exc. 190 E 2.3-16V, 2.5-16V | 12.82- 93 | | 324007   | |  1,8 | | | 243032 |  1,2 |
| A-Class (W168) | | | | | | | | | |
| A 140 A 160 A 160TD A 170TD | 9.97- | | | |  | | | |  |
| C-Class (202) | | | | | | | | | |
|  C 180, C 200, C 220, C 280, C 200 D, C 220 D, C 250 D Exc. Esprit, Sport sus. | 6.93- 5.00 | | | 553183 |  1,5 | | | 553185 Exc.  |  1,4 |
|  Esprit, ⊕ Sport sus. C 180, C 200, C 220, C 280, C 200 D, C 220 D, C 250 D | 6.93- 5.00 | | | 553184 |  1,5 | | | 553186 Exc.  |  1,4 |
|  C 180, C 200, C 230, C 240, C 280 C 200 D/CDi, C 220 D/CDi, C 250 TD Incl. Sport sus., Esprit | 96- 3.01 | | | 553184 |  1,5 | | | 553185 Exc.  |  1,4 |
| CLK   | | | | | | | | | |
| CLK 200, CLK 200K (208) CLK 230K, CLK 320 CLK 430 Exc. Sport sus,  | 6.97- | | | 553236 |  1,5 | | | 553238 |  1,5 |
| ⊕  CLK 200, CLK 200K (208) CLK 230K, CLK 320K CLK 430 Exc. Sport sus, | 6.97- | | | 553236 |  1,5 | | | |  1,5 |
| ⊕ Sport sus (208) CLK 200, CLK 200K CLK 230K, CLK 320 CLK 430 | 6.97- | | | 553237 |  1,5 | | | 553238 |  1,5 |



*Excel-G is a new name of SUPER
Excel-G ist der neue Name für SUPER
Excel-G est le nom nouveau pour SUPER



| MODEL FAHRZEUG MODELE | YEAR JAHR ANNEE | FRONT/VORNE/AVANT | | | | REAR/HINTEN/ARRIERE | | | |
|--|-----------------------|-------------------|--|--------------------------------|--|---------------------|------------------------------|--------------------------------|--|
| | | PREMIUM Oil | EXCEL-G* Twin-tube Gas | GAS-A-JUST Mono-tube Gas | | PREMIUM Oil | EXCEL-G* Twin-tube Gas | GAS-A-JUST Mono-tube Gas | |
| Mercedes Benz (D) | | | | | | | | | |
| E Series (124), E-Class (124) | | | | | | | | | |
| 200, 200E, 230E, 260E, 300E, 320E, 400E, 200D, 250D, 250 Turbo D, 300D, 300D-Turbo Exc. 4-Matic ((4WD)), Sport sus. | 85- 93 | | 334017 324007 915124 SM1101 | 1,8 | | | 553178 243032 Exc. | 1,2 | |
| 230CE, 300CE, 320CE Exc. Sport sus. | 87- 93 | | 334017 324007 915124 SM1101 | 1,8 | | | 553178 243032 Exc. | 1,2 | |
| 200T, 230TE, 280TE, 300TE, 320TE, 200TD, 250TD, 300TD-Turbo Exc. Sport Sus., 4-Matic ((4WD)) | 85- 93 | | 334017 324007 915124 SM1101 | 1,8 | | OE = | | | |
| E200, E220, E280, E320, E420, E200D, E250D, E250D-Turbo, E300D, E300D-Turbo Exc. 4-Matic ((4WD)), Sport sus. | 93- 95 | | 334017 324007 915124 SM1101 | 1,8 | | | 553178 243032 Exc. | 1,2 | |
| E220C, E320C Exc. Sport sus. | 93- 95 | | 334017 324007 915124 SM1101 | 1,8 | | | 553178 243032 Exc. | 1,2 | |
| E200T, E220T, E280T, E320T, E250TD, E300TD, E300TD-Turbo Exc. Sport sus., 4-Matic ((4WD)) | 93- 95 | | 334017 324007 915124 SM1101 | 1,8 | | OE = | | | |
| Sport sus. ALL Exc. 4-Matic ((4WD)) | 85- 95 87- 95 | | 324007 915124 SM1101 | 1,8 | | | 243032 Exc. | 1,2 | |
| Sport sus. ALL Exc. 4-Matic ((4WD)) | 85- 95 | | 324007 915124 SM1101 | 1,8 | | OE = | | | |
| E-Class (210) | | | | | | | | | |
| 2WD E200, E230, E240, E280, E320, E420, E430 E 220 D, E 250 D, E 290 TD, E 300 D Exc. Avantgarde, Sport sus. | 7.95- 2.02 | | | 553197 1,0 | | | 553198 Exc. | 1,3 | |
| 2WD Avantgarde, Sport sus. E200, E230, E240, E280, E320, E420, E430 E 220 D, E 250 D, E 290 TD, E 300 D | 7.95- 2.02 | | | 553199 1,0 | | | 553200 Exc. | 1,3 | |








*Excel-G is a new name of SUPER
Excel-G ist der neue Name für SUPER
Excel-G est le nom nouveau pour SUPER













| MODEL FAHRZEUG MODELE | YEAR JAHR ANNEE | FRONT/VORNE/AVANT | | |  | REAR/HINTEN/ARRIERE | | |  |
|-----------------------------|-----------------------|-------------------|------------------|------------------|---|---------------------|------------------|------------------|---|
| | | PREMIUM | EXCEL-G* | GAS-A-JUST | | PREMIUM | EXCEL-G* | GAS-A-JUST | |
| | | Oil | Twin-tube Gas | Mono-tube Gas | | Oil | Twin-tube Gas | Mono-tube Gas | |

Mercedes Benz (D)






E-Class (210)

| | | | | | | | | | |
|---|-----|--|--|--------|---|--|--|--|--|
|  E 200, E230, E240, E280, E320, E 420, E 430 E 220 CDi, E 290 TD, E 300 TD Exc. Avantgarde, Sport sus. | 96- | | | 553197 |  | | OE =  | | |
|  Avantgarde,  Sport sus. E 200, E230, E240, E280, E320, E 420, E 430 E 220 CDi, E 290 TD, E 300 TD | 96- | | | 553184 |  | | OE =  | | |

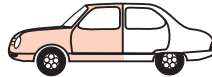
G-Class (-8.93)























































| | | | | | | | | | |
|---|--|--------|--|--|---|--------|--|--|---|
| 200GE (460) 230G (460.2) 230GE (460.21/23/24) 230GE (460.220/221/228) 240GD (460.31/320/33/34) 250GD (460.31/328/33) 280GE (460) 300GD (460.31/322/33/34) | 85- 90 2.79- 90 2.79- 90 2.79- 90 2.79- 90 85- 90 2.79- 90 2.79- 90 | 445029 | | |  | 445033 | | |  |
| 200GE (463.200/220/221) 230GE (463) 250GD (463.304/324/325) 250GD-TD (463) 290GD (463) 300GD (463.307/327/328) 300GE (463.207/227/228) 300GD-TD (463.300/320/321) 500GE (463.228) Exc.  | 90- 8.93 90- 8.93 90- 8.93 9.91- 8.93 92- 8.93 90- 8.93 90- 8.93 9.92- 8.93 92- 8.93 | 445030 | | |  | 445033 | | |  |
|  200GE (463.200/220/221) 230GE (463) 250GD (463.304/324/325) 250GD-TD (463) 290GD (463) 300GD (463.307/327/328) 300GE (463.207/227/228) 300GD-TD (463.300/320/321) 500GE (463.228) | 90- 8.93 90- 8.93 90- 8.93 9.91- 8.93 92- 8.93 90- 8.93 90- 8.93 9.92- 8.93 92- 8.93 | 445032 | | |  | 445034 | | |  |
| 230GE (406.229) 240GD (460.321) 250GD (460.329) 250GD (461.40) 300GD (460.323/325) | 2.79- 90 2.79- 90 85- 90 90- 8.93 2.79- 90 | 445031 | | |  | 445034 | | |  |

G-Class (9.93-)



























































| | | | | | | | | | |
|--|---|--------|--|--|---|--------|--|--|---|
| G230 (461.227) G290D (461.329) | 9.93- 9.93- | 445031 | | |  | 445034 | | |  |
| G230 (463.224/225) G230 Cabrio (463.204) G290D (461.328) G290D (461.337/338/341) G300 (463.207/227/228) G300D (463.307/327/328) G300TD (463) G320 (463.230/231) G350TD (463.300/320/321) G500 (463.228) Exc.  | 9.93- 9.93- 9.93- 9.93- 9.93- 9.93- 10.96- 94- 9.93- 9.93- | 445030 | | |  | 445033 | | |  |

*Excel-G is a new name of SUPER
Excel-G ist der neue Name für SUPER
Excel-G est le nom nouveau pour SUPER


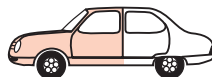




| MODEL FAHRZEUG MODELE | YEAR JAHR ANNEE | FRONT/VORNE/AVANT | | |   | REAR/HINTEN/ARRIERE | | |   |
|--|---|-------------------|------------------------------|--------------------------------|---|---------------------|--|--------------------------------|---|
| | | PREMIUM Oil | EXCEL-G* Twin-tube Gas | GAS-A-JUST Mono-tube Gas | | PREMIUM Oil | EXCEL-G* Twin-tube Gas | GAS-A-JUST Mono-tube Gas | |
| Mercedes Benz (D) | | | | | | | | | |
| G-Class (9.93-) | | | | | | | | | |
|  G230 (463.224/225) G230 Cabrio (463.204) G290D (461.328) G290D (461.337/338/341) G300 (463.207/227/228) G300D (463.307/327/328) G300TD (463) G320 (463.230/231) G350TD (463.300/320/321) G500 (463.228) | 9.93- 9.93- 9.93- 9.93- 9.93- 9.93- 10.96- 94- 9.93- 9.93- | 445032 | | |   0.8 | 445034 | | |   1.1 |
| G290D (461.323/367/368) | 9.93- | 445032 | | |   0.8 | 445034 | | |   1.1 |
| Passenger Cars (W-series) | | | | | | | | | |
| 220 b, 220 Sb (W 111) 220 SEb / Coupé & Cabrio 190 c, 190 Dc (W 110) 230, 230 S 200, 200 D (W 110) | 60- 65 60- 65 62- 65 65- 67 65- 67 | | 341001 | 551016 |   0,8 | | 344001 | 554003 |   1,2 |
| 300 SEb 300 SE (W 109) 230 SL, 250 SL (W 113) 280 SL (W 113) 250 S, 250 SE Coupé & Cabrio | 65- 72 65- 72 63- 72 68- 72 65- 68 | | | 551016 |   0,8 | | | 554003 |   1,2 |
| 200,200D,220,220D,230 (W 115) 250, 250 C, 250 CE (W 114) 280, 280 C, 280 CE, 280 E 230/4, 240 D, 240 D/3.0 | 68- 76 71- 76 73- 76 | 441021 | 341002 | 551017 |   0,8 | 444034 | 344002 | 554004 |   0,8 |
| 280 SL, 280 SLC (W 107) 350 SL, 350 SLC 350 SL 4.5, 350 SLC 4.5 450 SL, 450 SLC | 74- 81 10.71- 81 72- 2.73 74- 81 | | | 551017 |   0,9 | | | 554004 |   1,5 |
|  (123) 200, 200 D, 220 D, 230, 230 C, 240 D 250, 280, 280 C, 280 CE, 280 E, 300 D | 76-12.84 | | | 551018 |   0,8 | | | 554004 |   1,2 |
|  (123) 230 T, 250 T, 280 TE, 240 TD, 300 TD | 10.77- 85 | | | 551018 |   0,8 | | OE =  | | |
| S Series | | | | | | | | | |
|  (W108) 250 S, 280 S, 280 SE, 280 SEL | 68- 8.72 | | | 551016 |   0,8 | | | 554003 |   1,2 |
|  (W 116) 280S, 280SE, 280SEL, 350SE 450 SE, 450 SEL, 450 SEL 6.9 | 9.72- 80 3.73- 80 | | | 551018 |   0,8 | | | 554004 |   1,2 |
|  (W 126) 280 S, 280 SE, 280 SEL, 380 SE, 380 SEL, 500 SE, 500 SEL | 80- 91 | | | 551018 |   1,0 | | 344002 Exc.  | 554004 |   1,2 |



| MODEL FAHRZEUG MODELE | YEAR JAHR ANNEE | FRONT/VORNE/AVANT | | |   | REAR/HINTEN/ARRIERE | | |   |
|---|-----------------------|-------------------|------------------|------------------|--|---------------------|------------------|------------------|--|
| | | PREMIUM | EXCEL-G* | GAS-A-JUST | | PREMIUM | EXCEL-G* | GAS-A-JUST | |
| | | Oil | Twin-tube Gas | Mono-tube Gas | | Oil | Twin-tube Gas | Mono-tube Gas | |
| Mercedes Benz (D) | | | | | | | | | |
| S Series | | | | | | | | | |
|  (W 126) 380 SEC, 500 SEC | 9.81- | | | 551017 |   | | | 554004 |   |
| SLK  | | | | | | | | | |
| SLK 200, SLK 200K SLK 230 (170) | 96- | | | 553237 |   | | | 553245 |   |
| V-Class  | | | | | | | | | |
|  (638) Exc.   | 9.96- | | | | | | 343305 | |   |
| Mercedes Benz Commercial (D) | | | | | | | | | |
| 200,300,400 Series | | | | | | | | | |
| L206D,L206DG,L207 L306D, L306DG, L307 (605) (606) | | 443168 | | |   | 443169 | | |   |
| L208,L210 (601) L207D,L208D,L209D,L210D (601) L308,L310 (602) L307D,L308D,L309D,L310D (602) | | 443170 | | |   | 441081 | | |   |
| L319B,L319D (309) L405, L406, L406D,L408, L409 (309) | | 445014 | | |   | 445014 | | |   |
| L406D (310) | | 444154 | | |   | 444154 | | |   |
| L408D (611) | | 444154 | | |   | 444154 | | |   |
| L406DG (309.100-103/111-116/124-126) L407D (309.100-103/111-116/124-126) LK 406DG,LK407D (309.140/141/144) | | 444147 | | |   | 444147 | | |   |
| L408G,L409,L410 (309.000-026) L408DG (309.300-303/311-316/324-326) LF408G (309.054/055) LK408G,LK409,LK410 (309.040/041/044) LKO406DG,LKO407D (309.130-135) LKO408G,LKO409 (309.030-035) | | 444146 | | |   | 444146 | | |   |
| LF408G,LF409,LF410 (309.050)  005094 → 148036 | | 444146 | | |   | 444146 | | |   |
| LF408G,LF409,LF410 (309.050)  148037 → 526086 | | 444146 | | |   | 444147 | | |   |





















*Excel-G is a new name of SUPER
Excel-G ist der neue Name für SUPER
Excel-G est le nom nouveau pour SUPER















| MODEL FAHRZEUG MODELE | YEAR JAHR ANNEE | FRONT/VORNE/AVANT | | |  | REAR/HINTEN/ARRIERE | | |  |
|-----------------------------|-----------------------|-------------------|------------------------------|--------------------------------|--|---------------------|------------------------------|--------------------------------|---|
| | | PREMIUM Oil | EXCEL-G* Twin-tube Gas | GAS-A-JUST Mono-tube Gas | | PREMIUM Oil | EXCEL-G* Twin-tube Gas | GAS-A-JUST Mono-tube Gas | |

Mercedes Benz Commercial (D)

200,300,400 Series

| | | | | | | | | | |
|---|--|--------|--|--|--|--------|--|--|--|
| LF408G,LF409,LF410 (309.050)  526087 → | | 444146 | | |   | 444146 | | |   |
| LF408G,LF409,LF410 (309.056/059)  148037 → 185439 | | 444146 | | |   | 444147 | | |   |
| LF408G,LF409,LF410 (309.056/059)  185440 → 275292 | | 444146 | | |   | 444146 | | |   |
| LF408G,LF409,LF410 (309.056/059)  275293 → 526086 | | 444147 | | |   | 444147 | | |   |







500,600,700,800 Series

| | | | | | | | | | |
|--|--|----------------------|--|--|--|--------|--|--|--|
| L508D,L508DG (310) L613 (310) | | 444154 | | |   | 444154 | | |   |
| LT608D (310,100) | | 444146 | | |   | | | | |
| L508D (309.400-405/411-416/424-427/429) L508DG (309.400-405/411-416/424-427/429) LF508D (310.350) LK508D (309.440-442/444/445) LKO508DG (309.430-433/435) L608D (310.000-305/311-316/324-327/329) L608D (310.400-405/424-427/429) LF608D (310.350) LK608D (310.340-345/440-445) L613D (313) | | 444146 | | |   | 444146 | | |   |
| 507D (667.301/302/341/342/361/362) 508D (667.301/302) 510 (667.001/002/061/062) | | 444145 ¹⁾ | | |   | | | | |






















1)




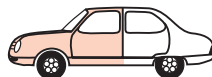
Lmax = 633 mm

| | | | | | | | | | |
|--|--|--------|--|--|--|--------|--|--|--|
| 512D (667.321-323/351-353) 609D (668.001-003/041/042/061-063) 709D (669.001-003/041/042/061-063) 711D (669.302/303/362/363) 809D (670.001-003/041/042/061-063) 811D (670.302/303/362/363) 814D (670.312/313/364-366) | | 444145 | | |   | | | | |
| 614D | | 444145 | | |   | | | | |
| LP608,LP709 (314.051-053/055-060) LPS608,LPS709 (314.063) LPK608,LPK709 (314.072) LPKF608,LPKF709 (314.081-083) LPKO608,LPKO709 (314.077) LPO608,LPO709 (314.085-087) | | | | | | 444154 | | |   |



| MODEL FAHRZEUG MODELE | YEAR JAHR ANNEE | FRONT/VORNE/AVANT | | |  | REAR/HINTEN/ARRIERE | | |  |
|--|-----------------------|----------------------|------------------|------------------|---|----------------------|------------------|------------------|---|
| | | PREMIUM | EXCEL-G* | GAS-A-JUST | | PREMIUM | EXCEL-G* | GAS-A-JUST | |
| | | Oil | Twin-tube Gas | Mono-tube Gas | | Oil | Twin-tube Gas | Mono-tube Gas | |
| Mercedes Benz Commercial (D) | | | | | | | | | |
| 500,600,700,800 Series | | | | | | | | | |
| 808L,LPK,LPKF,LPO (316) 809LP,LPK,LPKF,LPO (316) | | | | | | 444154 | | |  |
| MB Series | | | | | | | | | |
| MB100D (631) | 84- | 443272 | | |  | 444126 | | |  |
| MB140, MB 160, MB180 (631) | 84- | 443273 | | |  | 444127 | | |  |
| O309,O310 | | | | | | | | | |
| O309B (309) O309D (309) | | 444146 ¹⁾ | | |  | 444146 ¹⁾ | | |  |
| O309D (310, 313, 323) | | 444154 | | |  | 444154 | | |  |
| O309D (602) O310D (602) | | 443170 | | |  | 441081 | | |  |
| 1)  Lmax = 625 mm | | | | | | | | | |
| O609,O611,O614 | | | | | | | | | |
| O609D,O611D,O614D (672) | | 444145 | | |  | | | | |
| Sprinter | | | | | | | | | |
| 208D(901.311/312/361/362/371/372) 208D(902.311/312/322/361/362/371/372) 212D(901.461/462/471/472) 212D(902.411/412/422/461/462/471/472) 214 (901.011/012/061/062/071/072) 214 (902.011/012/022/061/062/071/072) 308D(903.311-313/322/323/361-363/371-373) 312D(903.411-413/422/423/461-463/471-473) 314 (903.011-013/022/023/061-063/071-073) | | | 335915 | |  | 441081 | | |  |
| 412D (904.412/413/422/423/462/463) 414 (904.012/013/022/023/062/063) | | | 335914 | |  | | | | |
| Vito  | | | | | | | | | |
|  (638) | 9.96- | | | | | | 343305 | |  |

*Excel-G is a new name of SUPER
Excel-G ist der neue Name für SUPER
Excel-G est le nom nouveau pour SUPER



| MODEL FAHRZEUG MODELE | YEAR JAHR ANNEE | FRONT/VORNE/AVANT | | | | REAR/HINTEN/ARRIERE | | | |
|-----------------------------|-----------------------|-------------------|------------------------------|--------------------------------|--|---------------------|------------------------------|--------------------------------|--|
| | | PREMIUM Oil | EXCEL-G* Twin-tube Gas | GAS-A-JUST Mono-tube Gas | | PREMIUM Oil | EXCEL-G* Twin-tube Gas | GAS-A-JUST Mono-tube Gas | |

Mercury (US) ⇒ Ford (US)

| | | | | | | | | | |
|--|--|--|--|--|--|--|--|--|--|
| | | | | | | | | | |
|--|--|--|--|--|--|--|--|--|--|

Mitsubishi (J)

Carisma

| | | | | | | | | | |
|--|------------|--|----------------------|--|---|--|--------|--|--------|
| 1.6, 1.9 TD Incl. ⊕ ABS Exc. 6B Model (🚗) | 5.95- 4.97 | | 333222 L 333221 R | | ⊕ | | 341204 | | ⊥ ⊕ |
| 1.8 (85 kw, 103 kw), 1.8 GDI (92 kw) Incl. ⊕ ABS Exc. 6B Model (🚗) | 5.95- 2.99 | | 334155 L 334154 R | | ⊕ | | 341204 | | ⊥ ⊕ |
| 1.6, 1.8 GDI, 1.9TD 🚗 | 3.99- 6.00 | | 334309 L 334308 R | | ⊕ | | 341204 | | ⊥ ⊕ |
| 1.6, 1.8 GDI, 1.9DI-D 🚗 | 7.00- | | 334309 L 334308 R | | ⊕ | | | | |

Colt - Mirage 🚗























































| | | | | | | | | | |
|---|-----------|--------|--------|--|----------|--------|--------|--------|---------------|
| 1200, 1400 (A 150 series) Exc. Turbo | 11.77- 84 | 665018 | 365027 | | ⊥ 2,0 | 443087 | 343176 | 553048 | ⊕ ⊕ 0,8 |
| 1400 Turbo (A 152) | 12.78- 84 | 665018 | 365027 | | ⊥ 2,0 | | 343183 | 553112 | ⊕ ⊕ 0,8 |

Colt 🚗, 🚗


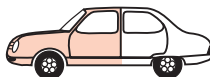
| | | | | | | | | | |
|---|-------------|--------|--------|--|----------|-------------------------|--------|--------|---------------|
| 1200 (C 15A), 1500 (C 12A) 1600 Turbo (C 13A), 1800 Diesel (C 14A) | 1.84-11.85 | 633040 | 333024 | | ⊕ 1,4 | 442029 OE= MB 242818 | 342014 | 552017 | ⊕ ⊕ 0,8 |
| 1200 (C 15A), 1500 (C 12A), 1600 Turbo (C 13A), 1800 Diesel (C 14A) | 12.85- 5.86 | 633040 | 333024 | | ⊕ 1,4 | 443250 OE= MB 515097 | 343232 | 553165 | ⊕ ⊕ 0,8 |
| 1200 (C 15A), 1300 (C 11A) 1800 Diesel (C 14A) | 6.86- 6.88 | 633059 | 333037 | | ⊕ 1,4 | 443250 OE= MB 515097 | 343232 | 553165 | ⊕ ⊕ 0,8 |
| 1500 (C 12A) 1600 Turbo / ECI Turbo (C 13A) Exc. (S) (C 12A/13A *** PL 6) | 6.86- 2.89 | 633059 | 333037 | | ⊕ 1,4 | 443250 OE= MB 515097 | 343232 | 553165 | ⊕ ⊕ 0,8 |
| (S) 1500 (C 12A **JPL 6) | 6.86- 5.87 | 633040 | 333024 | | ⊕ 1,4 | 443250 OE= MB 515097 | 343232 | 553165 | ⊕ ⊕ 0,8 |
| (S) 1600 Turbo (C 13 AMNJTPL 6) | 6.86- 5.87 | 633040 | 333024 | | ⊕ 1,4 | 442029 OE= MB 242818 | 342014 | 552017 | ⊕ ⊕ 0,8 |
| 1300 (C 51A/V), 1500 (C 52A) 1800 Diesel (C 54A) | 4.88-11.88 | 634029 | 334019 | | ⊕ 1,4 | 441079 | 341084 | | ⊥ ⊕ 1,4 |






































































917302



| MODEL FAHRZEUG MODELE | YEAR JAHR ANNEE | FRONT/VORNE/AVANT | | |  | REAR/HINTEN/ARRIERE | | |  |
|--|--------------------------------------|----------------------|------------------------------|--------------------------------|--|---------------------|----------------------------------|--------------------------------|--|
| | | PREMIUM Oil | EXCEL-G* Twin-tube Gas | GAS-A-JUST Mono-tube Gas | | PREMIUM Oil | EXCEL-G* Twin-tube Gas | GAS-A-JUST Mono-tube Gas | |
| Mitsubishi (J) | | | | | | | | | |
| Colt   | | | | | | | | | |
| 1300 (C51A/V),1500 (C52A) 1600 GTi-16V (C 53A) 1800 GTi-16V (C 58A) | 12.88- 92 4.88- 5.90 11.89- 92 | | 334019 | |  1,4 | | 341084 | |  1,4 |
|  1800 Diesel (C54A) Exc. High Ground Clearance sus.  | 12.88- 92 | | 334019 | |  1,4 | | 341084 OE = MB631341,MB631342 | |  1,4 |
|  ⊕ High Ground Clearance sus.  1800 Diesel (C54A) | 12.88- 92 | | 334019 | |  1,4 | | 341071 OE = MB 584403 | |  1,4 |
|  1300, 1600 (CA 1A, CA 4A) Exc.High Ground Clearance sus.  | 12.91- 96 | 633148 L 633147 R | 333125 L 333124 R | |  | 441085 | 341140 OE = MB809270 | |  |
| ⊕ High Ground Clearance sus.   1300, 1600 (CA 1A, CA 4A) | 12.91- 96 | 633148 L 633147 R | 333125 L 333124 R | |  | | 341145 OE = MB891463 | |  |
|  1800 GTi (CA 5A) | 12.91- 96 | | 334073 L 334072 R | |  | 441085 | 341140 | |  |
|  1600(CC4A) | 12.91- 96 | 633148 L 633147 R | 333125 L 333124 R | |  | 441085 | 341140 | |  |
|  1300, 1500, 1600 (CJ1, CJ2, CJ4) Exc. High Ground Clearance sus.  | 96- | | 333225 L 333224 R | |  | | 341140 | |  |
| ⊕ High Ground Clearance sus.   1300, 1500, 1600 (CJ1, CJ2, CJ4) | 96- | | | |  | | 341145 | |  |
| Cordia & Tredia | | | | | | | | | |
|  1400, 1500, 1600, 1800 (A 210 series) Exc. Turbo | 2.82- 87 | 634001 | 334001 | |  1,4 | 443087 | 343176 | 553048 |  0,8 |
|  1600 Turbo (A 212), 1800 Turbo (A 213) | 2.82- 87 | 634001 | 334001 | |  1,4 | | 343183 | 553112 |  0,8 |
|  Tredia 1800 (A 215 G), 2000 (A 217 G) | 85- 87 | 634006 | 334033 | |  1,4 | | 343183 | 553112 |  0,8 |
| Eclipse | | | | | | | | | |
|  (D 21A, D 22A) 1800, 2000, 2000 Turbo Incl. ⊕ ABS | 1.90- 3.94 | | 334030 | |  | | 341114 | |  |
|  (D 27A) 2000 Incl. ⊕ ABS | 4.91- 3.94 | | 334030 | |  | | 341121 | |  |
|  2000 (D 32A) | 8.95- | | 341163 | |  | | 341165 | |  |



*Excel-G is a new name of SUPER
Excel-G ist der neue Name für SUPER
Excel-G est le nom nouveau pour SUPER




| MODEL FAHRZEUG MODELE | YEAR JAHR ANNEE | FRONT/VORNE/AVANT | | |  | REAR/HINTEN/ARRIERE | | |  |
|---|-----------------------|-------------------|------------------------------|--------------------------------|--|---------------------|--|--------------------------------|---|
| | | PREMIUM Oil | EXCEL-G* Twin-tube Gas | GAS-A-JUST Mono-tube Gas | | PREMIUM Oil | EXCEL-G* Twin-tube Gas | GAS-A-JUST Mono-tube Gas | |
| Mitsubishi (J) | | | | | | | | | |
| Galant, Sapporo (Lambda), Sigma    | | | | | | | | | |
| 1600, 2000, 2600 (A 120, 130 series) | 5.76- 5.80 | 665020 | 365004 | |  2,6 | 443093 | 343034 | 553053 |  0,8 |
| 1600,1800, 2000 (A 161, 162, 163) | 6.80- 7.84 | 665039 | 365028 | |  2,6 | | 343057 | 553078 |   |
| 2000 Royal (A 164) Exc. Turbo 2600 (A 166) | 6.80- 7.83 | 665040 | 365029 | |  2,6 | 665041 | 365020 | |  |
| 2000 Turbo (Lambda) (A 164) | 11.80- 8.83 | | 365029 | |  2,6 | | | | |
| 2300 Turbo Diesel (A 167) | 6.80- 8.83 | 665040 | 365029 | |  2,6 | | 343057 | 553078 |   0,8 |
| 1600 Exc.  (E11A) | 8.83- 87 | 634005 | 334002 | |  1,4 | 441053 | 341054 | 551036 |   1,4 |
| 1800 Turbo Diesel 2000, 2000 Turbo 2400 Exc.  ABS,  (E14A) (E15A) (E16A) | 8.83- 87 | 634007 | 334003 | |  1,4 | 441053 | 341054 | 551036 |   1,4 |
|  Incl.  ABS 1600 (E 31A), 1800 (E 32A) 2000, 2000 GTi-16V (E 33A) 1800 Diesel Turbo (E 34A) Exc.  | 12.87- 92 | 634023 | 334030 | |  1,4 | 441053 | 341054 | |   1,4 |
|   ABS 2000, 2000 GTi-16V (E 38A, E 39 A) Incl.   | 6.88- 92 | 634034 | 334043 | |  1,4 | 441078 | 341121 | |   1,4 |
|   ABS 2000, 2000 GTi-16V (E 38A, E 39 A) Incl.   | 6.88- 5.90 | 634034 | 334043 | |  1,4 | 441078 | 341121 | |   1,4 |
|   ABS 2000, 2000 GTi-16V (E 38A, E 39 A) Incl.   | 6.90- 92 | 634035 | 334044 | |  1,4 | 441078 | 341121 | |   1,4 |
|  ,  Incl.  1800 (E52A) 2000 (E55A, E 75A) 2000 - 24 V (E54A, E 64A) 2000 Diesel Turbo (E57A) 2500 - 24 V (E88A) Incl. H/D () High Ground Clearance sus. () Exc.  | 11.92- 96 | 441086 | 341141 | |   | 441087 | 341142 | |   |
|  (EA2A, EA5A, EA6A) 2000, 2500, 2000 Turbo Diesel Incl. H/D () | 10.96- | | 341141 | |   | | 341213 Exc.  | |   |




















*Excel-G is a new name of SUPER
Excel-G ist der neue Name für SUPER
Excel-G est le nom nouveau pour SUPER

























| MODEL FAHRZEUG MODELE | YEAR JAHR ANNEE | FRONT/VORNE/AVANT | | |  | REAR/HINTEN/ARRIERE | | |  |
|-----------------------------|-----------------------|-------------------|------------------|------------------|---|---------------------|------------------|------------------|---|
| | | PREMIUM | EXCEL-G* | GAS-A-JUST | | PREMIUM | EXCEL-G* | GAS-A-JUST | |
| | | Oil | Twin-tube Gas | Mono-tube Gas | | Oil | Twin-tube Gas | Mono-tube Gas | |

Mitsubishi (J)










Galant, Sapporo (Lambda), Sigma 

| | | | | | | | | | |
|--|-------------|--------|--------|--|--|--------|--|--------|---|
| 1300, 1500 (A 51 V, 52 V, 53 V) | 12.69- 3.73 | 665020 | 365004 | |  | 443066 | 343121 | 553083 |   |
| 1600 (A 112 V) | 4.73-12.76 | 665020 | 365004 | |  | 443070 | 343060 | |   |
| 1600, 2000 (A 121 V, 123 V) | 77- 5.80 | 665020 | 365004 | |  2,6 | 443094 | 343061 | |   0,8 |
| 1600, 2000 (A 121 V, A 163 V, A 161 V, A 168 V) | 6.80- 8.83 | 665039 | 365028 | |  2,6 | 443094 | 343061 | |   0,8 |
|  (EA2W, EA5W, EA6W) 2000, 2500, 2000 Turbo Diesel Incl. H/D  | 10.96- | | 341141 | |   | | 341213 Exc.  | |   |


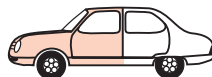
Lancer  






















































| | | | | | | | | | |
|--|-------------|--------------------------------|--------------------------------|--|--|--------|--------|--------|---|
| 1200, 1400 (A 75, 72) | 1.73- 8.76 | 663023 | 363021 | |  | 443194 | 343153 | 553049 |   |
| 1600 (A 73) | 1.73- 8.76 | 665019 | 365046 | |  | 443194 | 343153 | 553049 |   |
| 1200, 1400 (A 72, 75, 141 A, 142 A) | 9.76-12.78 | 663024 | 363020 | |  | 443089 | | 553049 |   |
| 1400, 1600 (A 172, 174) | 1.79-12.80 | 665020 | 365004 | |  2,6 | 443090 | 343031 | 553050 |   0,8 |
| 1400, 1600, 1800 (A 172, 174, 175) Exc. Turbo | 1.81- 9.83 | 665020 663025 ¹⁾ | 365004 363007 ¹⁾ | |  2,6 | | 343063 | 553081 |   0,8 |
| 1800 Turbo (A 175) | 10.81- 9.83 | | | | | | 343063 | 553081 |   0,8 |
| 2000 Turbo (A 176) | 5.81- 83 | 665040 | 365029 | |  2,6 | | 343063 | 553081 |   0,8 |

¹⁾ 663025, 363007: OE= MB 002190




















































| | | | | | | | | | |
|---|-------------|--------|--------|--|--|--------|-------------------------|--------|---|
| 1200 (C 15A), 1500 (C 12A) 1600 Turbo (C 13A), 1800 Diesel (C 14A) | 1.84-11.85 | 633040 | 333024 | |  1,4 | 442029 | 342014 OE= MB 242818 | 552017 |   0,8 |
| 1200 (C 15A), 1500 (C 12A) 1600 Turbo (C 13A), 1800 Diesel (C 14A) | 12.85- 5.86 | 633040 | 333024 | |  1,4 | 443250 | 343232 OE= MB 515097 | 553165 |   0,8 |
| 1200 (C 15A), 1300 (C 11A) 1800 Diesel (C 14A) | 6.86- 6.88 | 633059 | 333037 | |  1,4 | 443250 | 343232 OE= MB 515097 | 553165 |   0,8 |

*Excel-G is a new name of SUPER
Excel-G ist der neue Name für SUPER
Excel-G est le nom nouveau pour SUPER


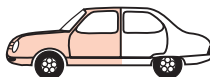


| MODEL FAHRZEUG MODELE | YEAR JAHR ANNEE | FRONT/VORNE/AVANT | | |   | REAR/HINTEN/ARRIERE | | |   |
|--|--------------------------------------|----------------------|------------------------------|--------------------------------|--|---------------------|---|--------------------------------|--|
| | | PREMIUM Oil | EXCEL-G* Twin-tube Gas | GAS-A-JUST Mono-tube Gas | | PREMIUM Oil | EXCEL-G* Twin-tube Gas | GAS-A-JUST Mono-tube Gas | |
| Mitsubishi (J) | | | | | | | | | |
| Lancer   | | | | | | | | | |
| 1500 (C 12A) 1600 Turbo/ECI Turbo (C 13A) Exc.  (C 12A/13A *** PL 6) | 6.86- 2.89 | 633059 | 333037 | |  1,4 | 443250 | 343232 OE= MB 515097 | 553165 |  0,8 |
|  1500 (C 12A **JPL 6) | 6.86- 5.87 | 633040 | 333024 | |  1,4 | 443250 | 343232 OE= MB 515097 | 553165 |  0,8 |
|  1600 Turbo (C 13AMNJTPL 6) | 6.86- 5.87 | 633040 | 333024 | |  1,4 | 442029 | 342014 OE= MB 242818 | 552017 |  0,8 |
| 1200 (C 65A), 1300 (C 61A) 1500 (C 62A), 1800 Diesel (C 64A) | 4.88-11.88 | 634029 | 334019 | |  1,4 | 441079 | 341084 | |  1,4 |
|  1200 (C 65A), 1800 Diesel (C 64A) 1600 GTi-16V (C 63A) 1800 GTi-16V (C 68A) | 12.88- 92 4.88- 5.90 11.89- 92 | | 334019 | |  1,4 | | 341084 | |  1,4 |
|  1300 (C 61A), 1500 (C 62A) Exc. High Ground Clearance sus.  | 12.88- 95 | | 334019 | |  1,4 | | 341084 | |  1,4 |
|   High Ground Clearance sus.  1300 (C 61A), 1500 (C 62A) | 12.88- 95 | | 334019 | |  1,4 | | 341071 OE= MB 584403, MB 911458 | |  1,4 |
|  1600 (C 66A), 1800 GTi (C 69A) 2000 Diesel (C 67A) | 6.92- 95 | | 334019 | |  1,4 | | 341084 | |  1,4 |
|  1800 (C 77A) | 5.89- 92 | | 334049 | |  1,4 | | 341114 | |  1,4 |
|  1600 (C 76A) | 6.92- 95 | | 334049 | |  1,4 | | 341114 | |  1,4 |
|  1300, 2000 Diesel (CB 1A, CB 8A) 1500, 1600 (CB 2A, CB 4A) Exc. High Ground Clearance sus.  | 5.92- 96 5.92- | 633148 L 633147 R | 333125 L 333124 R | |  | 441085 | 341140 OE= MB 809271, MB 809272, MB 914897 | |  |
|   High Ground Clearance sus.  1300, 2000 Diesel (CB 1A, CB 8A) 1500, 1600 (CB 2A, CB 4A) | 5.92- 96 5.92- | 633148 L 633147 R | 333125 L 333124 R | |  | | 341145 OE = MB 891463 | |  |
|  1600 (CD 4A) | 5.92- 93 | | 333125 L 333124 R | |  | 441085 | 341140 | |  |
|  1800 GTi (CB 5A) | 5.92- 96 | | 334073 L 334072 R | |  | 441085 | 341140 | |  |



| MODEL FAHRZEUG MODELE | YEAR JAHR ANNEE | FRONT/VORNE/AVANT | | |  | REAR/HINTEN/ARRIERE | | |  |
|---|-----------------------|----------------------|------------------------------|--------------------------------|--|---------------------|------------------------------|--------------------------------|--|
| | | PREMIUM Oil | EXCEL-G* Twin-tube Gas | GAS-A-JUST Mono-tube Gas | | PREMIUM Oil | EXCEL-G* Twin-tube Gas | GAS-A-JUST Mono-tube Gas | |
| Mitsubishi (J) | | | | | | | | | |
| Lancer   | | | | | | | | | |
|  1300, 1500, 1600 (CK 1, CK 2, CK 4) Exc.High Ground Clearance sus.() | 96- | | 333225 L 333224 R | |  | | 341140 | |  |
|  High Ground Clearance sus.()  1300, 1500, 1600 (CK 1, CK 2, CK 4) | 96- | | | |  | | 341145 | |  |
| Lancer Celeste  | | | | | | | | | |
| 1400, 1600, 2000 (A 72, 73, 78) | 75- 80 | 665020 | 365004 | |  | 443089 | | 553049 |  |
| Lancer Estate  | | | | | | | | | |
| 1200, 1400 (A 75 V, 72 V) | 1.73- 8.76 | 663023 | | |  | 443089 | | |  |
| 1200, 1400 (A72V, 75V, 141V, 142V, 148V, 149V) | 11.76- 79 | 663024 | 363020 | |  | 443066 | 343121 | |  |
|  1500 (C 12V), 1800 Diesel (C 14V) | 6.85- 5.86 | 633040 | 333024 | |  1,4 | 443222 | 343203 | 551037 |  0,8 |
|  1500 (C 12V), 1800 Diesel (C 14V) Exc.  (C 12VLNJPL 6) | 6.86- 6.87 | 633059 | 333037 | |  1,4 | 443222 | 343203 | 551037 |  0,8 |
|  1500  (C 12VLNJPL 6) | 6.86- 6.87 | 633040 | 333024 | |  1,4 | 443222 | 343203 | 551037 |  0,8 |
|  1500 (C 12V), 1800 Diesel (C 14V) | 7.87- 92 | 633059 | 333037 | |  1,4 | 443222 | 343203 | 551037 |  0,8 |
|  1800 (C 37V) | 11.86- 92 | 633105 | 333078 | |  1,4 | 443251 | 343237 | |  0,8 |
|  1600, 2000 Diesel (CB 4W, CB 8W) Incl. Height Adjust sus.() High Ground Clearance sus.() | 6.92- | 633148 L 633147 R | 333125 L 333124 R | |  | 443263 | 343261 | |  |
|  1600 (CD 4W) | 6.92- | 633136 L 633135 R | 333123 L 333122 R | |  | 443263 | 343261 | |  |
| Lancer F  | | | | | | | | | |
| 1200, 1400 (A 150 series) Exc. Turbo | 82- 84 | 665018 | 365027 | |  2,6 | 443087 | 343176 | 553048 |  0,8 |
| 1400 Turbo(A 152) | 82- 84 | 665018 | 365027 | |  2,6 | | 343183 | 553112 |  0,8 |




































*Excel-G is a new name of SUPER
Excel-G ist der neue Name für SUPER
Excel-G est le nom nouveau pour SUPER




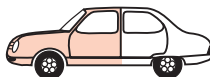
| MODEL FAHRZEUG MODELE | YEAR JAHR ANNEE | FRONT/VORNE/AVANT | | | | REAR/HINTEN/ARRIERE | | | |
|--|------------------------------------|-------------------|------------------------------|--------------------------------|---------|---------------------|------------------------------|--------------------------------|---------|
| | | PREMIUM Oil | EXCEL-G* Twin-tube Gas | GAS-A-JUST Mono-tube Gas | | PREMIUM Oil | EXCEL-G* Twin-tube Gas | GAS-A-JUST Mono-tube Gas | |
| Mitsubishi (J) | | | | | | | | | |
| Pajero/Shogun/Montero | | | | | | | | | |
| = 2.6 (L042G, L047G) 2.3 Diesel (L043G, L048G) 2.5 Diesel (L044G, L049G) | 1.83- 91 1.83- 4.86 5.86- 91 | 444067 | 344119 | 554061 <u>244036</u> | 0,8 | 443198 | 343239 | 553142 <u>244037</u> | 0,8 |
| = 3.0 (L141G, L146G) 2.5 Diesel (L144G, L149G) | 11.88- 91 11.88- 91 | 444067 | 344119 | 554061 | 0,8 | 444101 | 344116 | 554068 | 0,8 |
| = 2.6 (V12V, V32W) 2.5 D/DT (V14C, V14V, V34V) 2.8 D (V36V) | 4.91- | 444139 | 344222 | 554091 | 1,4 | 443198 | 343239 | 553142 | 0,8 |
| = 2.4 (V21C, V21W, V41W) 3.0 (V23C, V23W, V43W) 3.5-V6 (V25W, V45W) 2.5 DT (V24C, V24W, V44W) 2.8 DT (V26W, V46W) Exc. | 12.90- | | 344222 | 554091 | 1,4 | | 344223 | 554092 | 1,0 |
| 3.5 (V65W, V75W) 2.5TD (V64W, V74W) 3.2TD (V68W, V78W) | 2.00- | | 341251 | | | | 344300 | | |
| Pajero Pinin | | | | | | | | | |
| | 99- | | 334813 | | | | 343802 | | |
| Pajero Sport | | | | | | | | | |
| 3.0 (K96W) 2.5TD (K94W) | 8.98- | | 344294 | | | | 344295 | | |
| Santamo | | | | | | | | | |
| | 99- | 634042 | 334070 | | | 443265 | 343262 | | |
| Sigma | | | | | | | | | |
| 3.0-V6 (F 16A) Exc. ECS | 12.90- 7.96 | | 335017 | | | | 341134 | | |
| 3.0-V6 (F 07W) Exc. ECS | 1.93- 7.96 | | 335017 | | | | | | |
| Space Runner | | | | | | | | | |
| 1.8, 2.0 TD (N 11W, N 18W) | 9.91- | 634042 | 334070 | | | 443265 | 343262 | | |
































*Excel-G is a new name of SUPER
Excel-G ist der neue Name für SUPER
Excel-G est le nom nouveau pour SUPER



| MODEL FAHRZEUG MODELE | YEAR JAHR ANNEE | FRONT/VORNE/AVANT | | |  | REAR/HINTEN/ARRIERE | | |  |
|--|-----------------------|-------------------|------------------------------|--------------------------------|--|---------------------|------------------------------|--------------------------------|--|
| | | PREMIUM Oil | EXCEL-G* Twin-tube Gas | GAS-A-JUST Mono-tube Gas | | PREMIUM Oil | EXCEL-G* Twin-tube Gas | GAS-A-JUST Mono-tube Gas | |
| Mitsubishi (J) | | | | | | | | | |
| Space Runner | | | | | | | | | |
|  1.8 (N21W) | 9.91- | 634043 | 334071 | |  | 443265 | 343262 | |  |
| Space Star | | | | | | | | | |
| 1.3 (DG1A) Exc. High ground clearance sus. | 6.98- | | 333281 L 333280 R | |  | | 341204 | |  |
|  High ground clearance sus. 1.3 (DG1A) | 6.98- | | | |  | | | |  |
| 1.8 (DG5A) | 6.98- | | 334248 L 334247 R | |  | | 341204 | |  |
| Space Wagon, Space Van (Chariot), Expo | | | | | | | | | |
|  1800 (D0 5W, D0 5V), 2000 (D0 4W) 1800 Turbo Diesel (D0 9W, D0 9V) | 1.83- 91 | 634001 | 334001 | |  1,4 | | 343212 | |  0,8 |
|  2000 (D0 8W) | 3.85- 91 | 634006 | 334033 | |  1,4 | | 343212 | |  0,8 |
|  1.8, 2.0, 2.4, 1.8 TD, 2.0 TD (N31W, N33W, N34W, N35W, N38W) | 9.91- | 634042 | 334070 | |  | 443265 | 343262 | |  |
|  1.8, 2.0 (N41W, N43W) | 9.91- | 634043 | 334071 | |  | 443265 | 343262 | |  |
|  2.4 (N84W)  2.4 (N94W) | 6.98- | | 334236L 334235R | |  | | 343312 | |  |
| Starion | | | | | | | | | |
| 2000 (A 182)  | 5.82- 5.87 | 665039 | 365028 | |  | | 343057 | 553078 |  0,8 |
| 2000 Turbo (A 183)  | 5.82- 5.87 | | 365029 | |  1.8 | | | | |
| Mitsubishi Commercial (J) | | | | | | | | | |
| Canter FB Series | | | | | | | | | |
| FB100, FB120 | 11.80- 85 | 444148 | | |  | 444157 | | |  |





































*Excel-G is a new name of SUPER
Excel-G ist der neue Name für SUPER
Excel-G est le nom nouveau pour SUPER



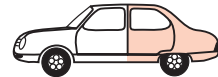
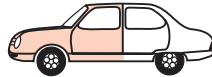
| MODEL FAHRZEUG MODELE | YEAR JAHR ANNEE | FRONT/VORNE/AVANT | | |  | REAR/HINTEN/ARRIERE | | |  |
|--|-----------------------|-------------------|------------------------------|--------------------------------|--|---|------------------------------|--------------------------------|---|
| | | PREMIUM Oil | EXCEL-G* Twin-tube Gas | GAS-A-JUST Mono-tube Gas | | PREMIUM Oil | EXCEL-G* Twin-tube Gas | GAS-A-JUST Mono-tube Gas | |
| Mitsubishi Commercial (J) | | | | | | | | | |
| Canter FB Series | | | | | | | | | |
| FB300 | 1.86- | 444148 | | |  | 444157 | | |  |
| FB431,FB433,FB436 | 1.86- 96 | 444149 | | |  | 444157 | | |  |
| FB631 | 5.96- | 441101 | | |  | 444157 | | |  |
| Canter FC Series | | | | | | | | | |
| FC432 | 1.86- 90 | 444149 | | |  | 444109 | | |  |
| Canter FE Series | | | | | | | | | |
| FE100,FE101 | 11.78- 82 | 444148 | | |  | OE = MT116015 | | |  |
| FE100,FE101 | 10.82- 85 | 444148 | | |  | 444157 OE = MB161539,MB161554,MB161556 | | |  |
| FE111  | 11.78- 82 | 444148 | | |  | 444109 OE = MT160820 | | |  |
| FE111  | 11.78- 82 | 444148 | | |  | 444109 OE = MT160820 | | |  |
| FE111  | 11.78- 82 | 444148 | | |  | OE = MT160854 | | | |
| FE111 -B,- BD, -BDT, -BZE, - BZEC FE114 -B, -BD, -BDT, -BG | 10.82- 85 | 444148 | | |  | 444157 OE=MB161539,MB161554, MB161556 | | |  |
| FE111 -BG, -BN, -BN1, -BNFW FE114 -BN, -BNFW,-BDN3, -BDN3K | 10.82- 85 | 444148 | | |  | OE = MB1161553 | | | |
| FE111 -BZ, -BZ1, -BZB FE111 - E, -EW, -EZ, -EZC, -EZCW FE114 -BZ, -E, -EW, -EZ ,EZC, -EZCW | 10.82- 85 | 444148 | | |  | 444109 OE = MB161555 | | |  |
| FE120, FE121 | 11.78- 85 | 444148 | | |  | 444157 | | |  |
| FE131, FE134 | 11.78- 85 | 444148 | | |  | 444109 | | |  |


































































*Excel-G is a new name of SUPER
Excel-G ist der neue Name für SUPER
Excel-G est le nom nouveau pour SUPER



| MODEL FAHRZEUG MODELE | YEAR JAHR ANNEE | FRONT/VORNE/AVANT | | |  | REAR/HINTEN/ARRIERE | | |  |
|--|---------------------------|-------------------|------------------|------------------|---|---------------------|------------------|--|---|
| | | PREMIUM | EXCEL-G* | GAS-A-JUST | | PREMIUM | EXCEL-G* | GAS-A-JUST | |
| | | Oil | Twin-tube Gas | Mono-tube Gas | | Oil | Twin-tube Gas | Mono-tube Gas | |
| Mitsubishi Commercial (J) | | | | | | | | | |
| Canter FE Series | | | | | | | | | |
| FE211, FE214, FE231, FE234 | 11.78- 85 | 444149 | | |  | 444109 | | |  |
| FE221, FE224 | 2.80- 85 | 444149 | | |  | 444157 | | |  |
| FE331 | 1.86- 96 | 444148 | | |  | 444109 | | |  |
| FE431, FE441, FE444 | 1.86- 96 | 444149 | | |  | 444109 | | |  |
| FE531 | 5.96- | 444149 | | |  | 444109 | | |  |
| FE649 | 5.96- | 444148 | | |  | 444109 | | |  |
| Canter FH Series | | | | | | | | | |
| FH100 | 2.88- | 444149 | | |  | | | | |
| Delica, T Series    | | | | | | | | | |
| T 100/T 100 V/T120/T 120 V/T 121 Series | 68- 6.79 | 444022 | | 554046 |  | | | 553116 ¹⁾ 553106 ²⁾ |  |
| 1) 553116: O.E. = MT 141620, MA 410923B, A 410923, MB 003595, MB 515566 2) 553106: O.E. = MT 141622 | | | | | | | | | |
| L 200  | | | | | | | | | |
|  (L0 21P/22 P) | 6.78- 86 | 443189 | 343202 | 553115 |  | 443292 | 343293 | 553114 |  |
|  (L0 22 G) | 10.80- 86 | 443195 | | 553102 |  | 443290 | 343292 | 553103 |  |
|  1600 (K 11 T) 2000 (K 12 T) 2500 Diesel (K 14 T) | 4.87- 11.86- 11.86- | 443189 | 343202 | 553115 |  | 443292 | 343293 | 553114 |  |
|  2000 (K 22 T/K 32 T) 2600 (K 33 T) 2500 Diesel (K 24 T/K 34 T) | 11.86- 12.89- 1.88- | 444117 | 344221 | 554074 |  | 443290 | 343292 | 553103 |  |
|  2000 (K 62T) 2500 Diesel (K 64T) | 1.96- | | | |  | 443292 | 343293 | 553227 |  |






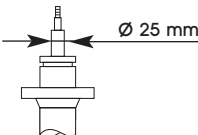
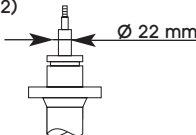

















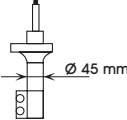
*Excel-G is a new name of SUPER
Excel-G ist der neue Name für SUPER
Excel-G est le nom nouveau pour SUPER




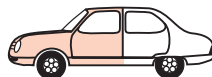
| MODEL FAHRZEUG MODELE | YEAR JAHR ANNEE | FRONT/VORNE/AVANT | | |  | REAR/HINTEN/ARRIERE | | |  |
|---|-----------------------|-------------------|------------------------------|--------------------------------|---|--------------------------------|------------------------------|--------------------------------|--|
| | | PREMIUM Oil | EXCEL-G* Twin-tube Gas | GAS-A-JUST Mono-tube Gas | | PREMIUM Oil | EXCEL-G* Twin-tube Gas | GAS-A-JUST Mono-tube Gas | |
| Mitsubishi Commercial (J) | | | | | | | | | |
| L 200  | | | | | | | | | |
|  2400 (K75T) 2500 Diesel (K74T) | 1.96- | 444150 | | 554105 |  | 443290 | 343292 | 553222 |  |
| L 300/Delica | | | | | | | | | |
|     1.6 (L032P, L062P) 2.3 D (L038P, L068P) | 6.79- 5.86 | 444022 | | 554046 |  0,8 | 443149 443150 ³⁾ | 343213 | 553116 553143 ³⁾ |  0 |
| ³⁾ 443150, 553143: OE= MB 515568 | | | | | | | | | |
|   1.6 (L032P), 2.3 D(L038P) | 6.79- 5.86 | 444022 | | 554046 |  0,8 | 443089 | | |  0,8 |
|    1.8 (L035G), 2.0 (L037G) | 83- 5.86 | 444068 | | |  0,8 | 443197 | | |  0,8 |
|    1.4 (P01W), 1.6 (P02V, P12W/V), 2.0 (P03W/V, P13V), 2.4 (P04W/V, P14V) 2.5 D (P05W/V, P15W/V) | 6.86- | 444089 | 344064 | 554062 |  0,8 | 443223 | 343200 | 553146 |  0,8 |
|    2.0 (P23W, P23V), 2.4 (P24W, P24V) 2.5 D (P25W, P25V), 2.5 DT (P45V) | 6.86- | 444090 | 344111 | |  0,8 | 443224 | 343226 | |  0,8 |
|    1.6 (L032P), 2.5 D(L039P) | 6.86- 5.94 | 444022 | | 554046 |  0,8 | 443150 | | 553143 |  0,8 |
|    2.0 (P 13T), 2.5 DT (P15T) | 6.94- | 444137 | | 554102 |  0,8 | 443149 | 343213 | 553116 |  0,8 |
| Space Gear, L 400 | | | | | | | | | |
|     2.0, 2.4, 2.5 DT (PA3W, PA4W, PA5W) | 12.94- | 444137 | | 554102 |  0 | 443283 | | 553210 |  0 |
|     2.0, 2.5 DT (PA3V/5V, PB3V/5V) | 12.94- | 444137 | | 554102 |  0 | 443285 | | 553193 |  0 |
|     2.4, 2.5 DT (PD4W, PD5W) | 12.94- | 444138 | | 554103 |  0 | 443284 | | 553211 |  0 |
|     2.4, 2.5 DT (PD4V, PD5V) | 12.94- | 444138 | | 554103 |  0 | 443286 | | 553212 |  0 |














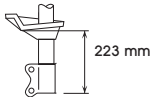
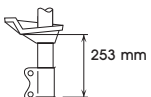
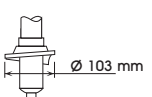































*Excel-G is a new name of SUPER
Excel-G ist der neue Name für SUPER
Excel-G est le nom nouveau pour SUPER

















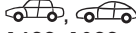


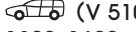


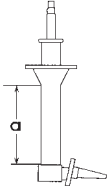



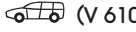





















| MODEL FAHRZEUG MODELE | YEAR JAHR ANNEE | FRONT/VORNE/AVANT | | |  | REAR/HINTEN/ARRIERE | | |  | |
|---|-----------------------|-------------------|--|---|--|--|--|------------------|--|--|
| | | PREMIUM | EXCEL-G* | GAS-A-JUST | | PREMIUM | EXCEL-G* | GAS-A-JUST | | |
| | | Oil | Twin-tube Gas | Mono-tube Gas | | Oil | Twin-tube Gas | Mono-tube Gas | | |
| Moskwitch (RUS) | | | | | | | | | | |
| 2141  | 87- | | 366011 ¹⁾ 365800 ²⁾ | |  | | 344277 | |  | |
| <div><div>1) </div><div>2) </div></div> | | | | | | | | | | |
| Nissan (J) | | | | | | | | | | |
| 100 NX  | | | | | | | | | | |
| ⊖ ABS 1600 | (B 13) | 10.90- 2.94 | 633116 L 633115 R | 333090 L 333089 R <u>323033 L</u> <u>323032 R</u>  |  1,9 | 634037 L ¹⁾ 634036 R ¹⁾ | 334046 L ¹⁾ 334045 R ¹⁾ <u>324006 L¹⁾</u> <u>324005 R¹⁾</u> | |  1,0 | |
| ⊖ ABS 1600 | (B 13) | 3.94- 95 | 633116 L 633115 R | 333090 L 333089 R <u>323033 L</u> <u>323032 R</u>  |  1,9 | 632073 L ²⁾ 632072 R ²⁾ | 332057 L ²⁾ 332056 R ²⁾ <u>322027 L²⁾</u> <u>322026 R²⁾</u> | |  1,0 | |
| 1600 ⊕ ABS | (B13) | 10.90- 95 | 633116 L 633115 R | 333090 L 333089 R <u>323033 L</u> <u>323032 R</u>  |  1,9 | 634039 L 634038 R | 334048 L 334047 R <u>324009 L</u> <u>324008 R</u> | |  1,0 | |
| 2000 ⊖ ABS, ⊕ ABS | (B13) | 10.90- 95 | 633116 L 633115 R | 333090 L 333089 R <u>323033 L</u> <u>323032 R</u> |  1,9 | 634039 L 634038 R | 334048 L 334047 R <u>324009 L</u> <u>324008 R</u> | |  1,0 | |
| 200 SX | | | | | | | | | | |
| 1.8 -16V Turbo | (S13) | 9.88- 94 | | 331005 L 331003 R |  | | 341099 | |  | |
| 2.0 -16V Turbo | (S14) | 94- | | 334185 L 334184 R |  | | 341222 | |  | |
| <div><div>1) </div><div>2) </div></div> | | | | | | | | | | |

*Excel-G is a new name of SUPER
Excel-G ist der neue Name für SUPER
Excel-G est le nom nouveau pour SUPER


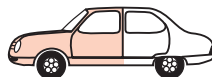






























| MODEL FAHRZEUG MODELE | YEAR JAHR ANNEE | FRONT/VORNE/AVANT | | |   | REAR/HINTEN/ARRIERE | | |   |
|--|-----------------------|-------------------|------------------------------|--|--|---------------------|--|--------------------------------|--|
| | | PREMIUM Oil | EXCEL-G* Twin-tube Gas | GAS-A-JUST Mono-tube Gas | | PREMIUM Oil | EXCEL-G* Twin-tube Gas | GAS-A-JUST Mono-tube Gas | |
| Nissan (J) | | | | | | | | | |
| Almera (N15)  | | | | | | | | | |
|  Incl.  ABS 1.4, 1.6, 2.0 GTI, 2.0 Diesel | (N 15) | 7.95- 7.97 | | 333193 L ³⁾ 333192 R ³⁾ |  | | 341186 ⁵⁾ | |  |
|  Incl.  ABS 1.4, 1.6, 2.0 GTI, 2.0 Diesel | (N 15) | 8.97-12.99 | | 333239 L ⁴⁾ 333238 R ⁴⁾ |  | | 341226 ⁶⁾ | |  |
| <div>3)  223 mm</div> <div>4)  253 mm</div> <div>5)  Ø 103 mm</div> <div>6)  Ø 93 mm</div> | | | | | | | | | |
| Almera (N16E)  | | | | | | | | | |
|  1.5, 1.8 Exc. 2.2Di | (N16E) | 1.00- 2.01 | | 333309 L 333308 R |  | |  341282 | |  |
|  1.5, 1.8 Exc. 2.2Di | (N16E) | 3.01- | | 333311 L 333310 R |  | |  341282 | |  |
|  2.2Di | (N16E) | 1.00- 2.01 | | 333311 L 333310 R |  | |  341282 | |  |
|  2.2Di | (N16E) | 3.01- | | 333311 L 333310 R |  | |  341282 | |  |
| Almera (N16)  | | | | | | | | | |
| 1.5, 2.2Di | (N16) | 1.00- 5.00 | | 333309 L 333308 R |  | | 341279 | |  |
| 1.5, 2.2Di | (N16) | 6.00- | | 333311 L 333310 R |  | | 341279 | |  |
| Almera Tino (V10) | | | | | | | | | |
| 1.8 | (V10) | 5.00-10.00 | | 333323 L 333322 R |  | | | |  |
| 1.8 | (V10) | 11.00- | | 333327 L 333326 R |  | | | |  |
| 2.0 | (V10) | 5.00- | | 333325 L 333324 R |  | | | |  |
| 2.2Di | (V10) | 5.00- | | 333323 L 333322 R |  | | | |  |


























































| MODEL FAHRZEUG MODELE | YEAR JAHR ANNEE | FRONT/VORNE/AVANT | | |  | REAR/HINTEN/ARRIERE | | |  |
|--|---------------------------|----------------------|------------------------------|--------------------------------|--|---------------------|------------------------------|--------------------------------|--|
| | | PREMIUM Oil | EXCEL-G* Twin-tube Gas | GAS-A-JUST Mono-tube Gas | | PREMIUM Oil | EXCEL-G* Twin-tube Gas | GAS-A-JUST Mono-tube Gas | |
| Nissan (J) | | | | | | | | | |
| Bluebird, Bluebird U | | | | | | | | | |
|  (510, P 510, KP 510) 1300, 1600 | 8.67- 6.70 | 665011 ³⁾ | 365012 ³⁾ | |  | 444003 | | 553027 |  |
|  (P/KP 510, H/KH510, N510) 1300, 1400 GX, 1600, 1600 SSS, 1800 SSS | 1.69- 4.71 | 665013 ¹⁾ | | |  | 444003 | | 553027 |  |
|  (V 510, W 510) 1300, 1600 | 8.67- 4.71 | 665013 ¹⁾ | | |  | 443072 | | |  |
|  (P/KP 510, H/KH510, N510) 1300, 1400 GX, 1600, 1600 SSS, 1800 SSS | 5.71- 8.72 | 665012 ²⁾ | 365019 ²⁾ | |  | 444003 | | 553027 |  |
|  (JN 510, JP 510) 1600, 1800 | 5.71-12.72 | 665012 ²⁾ | 365019 ²⁾ | |  | 443068 | 343059 | 553025 |  |
|  (V 510, W 510) 1300, 1600 | 5.71- 8.72 | 665012 ²⁾ | 365019 ²⁾ | |  | 443072 | | |  |
| <div><div><div>¹⁾ 665013 : a=29.5 cm</div><div>²⁾ 665012, 365019 : a=28.0 cm</div><div>³⁾ 665011, 365012 : a=27.0 cm</div></div></div> | | | | | | | | | |
|  160 B, 180 B, 200 B (610) 180 B SSS, 200 GTX/GTXE (G/KG 610) | 8.71- 7.76 10.73- 6.76 | 665012 | 365019 | |  | 444003 | | 553026 |  |
|  (V 610, W 610) 160 B, 180 B | 8.71- 7.76 | 665012 | 365019 | |  | 443069 | 343122 | |  |
|   (P 810, P 811) 180 B, 200 B | 7.76-10.79 | 665011 | 365012 | |  3,8 | | 341012 | 551008 |  1,7 |
|  (V 810) 160 B | 7.76-10.79 | 665011 | 365012 | |  3,8 | 443069 | 343122 | |  |
|   (J91QPJ91QYJ91Q) 160 B, 180 B | 11.79- 9.83 | 664003 | 364003 | |  3,8 | | | 551007 |  1,7 |
|   (P91Q,Y91Q,L91Q) 160 B, 180 B, 200 B | 11.79- 9.83 | 665014 | 365011 | |  3,8 | | 341012 | 551008 |  1,7 |
|   (WJ 910) 180 B | 11.79-12.81 | 665014 | 365011 | |  3,8 | 443158 | 343123 | |  1,7 |

*Excel-G is a new name of SUPER
 Excel-G ist der neue Name für SUPER
 Excel-G est le nom nouveau pour SUPER


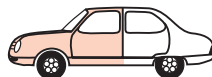


| MODEL FAHRZEUG MODELE | YEAR JAHR ANNEE | FRONT/VORNE/AVANT | | |  | REAR/HINTEN/ARRIERE | | |  | |
|---|-----------------------|--|--|------------------|--|----------------------|----------------------|------------------|--|--|
| | | PREMIUM | EXCEL-G* | GAS-A-JUST | | PREMIUM | EXCEL-G* | GAS-A-JUST | | |
| | | Oil | Twin-tube Gas | Mono-tube Gas | | Oil | Twin-tube Gas | Mono-tube Gas | | |
| Nissan (J) | | | | | | | | | | |
| Bluebird, Bluebird U | | | | | | | | | | |
|  (WJ 910) 180 B | 1.82- 9.83 | 665014 | 365011 | |  | 443285 | | 553193 |  | |
|  (VJ 910) 180 B Diesel | 11.79- 9.83 | 664003 | 364003 | |  3,8 | 443158 | 343123 | |  1,7 | |
| 180 B (EJ 910) Turbo Diesel | 12.82- 9.83 | 664003 | 364003 | |  3,8 | | | | | |
|  (U 11) 1800, 1800 Turbo, 2000  | 11.83- 1.86 | 634013L ¹⁾ 634012R ¹⁾ | 334009L ¹⁾ 334008R ¹⁾ | |  1,9 | 664016 ³⁾ | 364020 ³⁾ | |  3,0 | |
|  (U 11) 2000 Diesel, 2000 Diesel Turbo | 11.83- 1.86 | 634017L ²⁾ 634016R ²⁾ | 334011L ²⁾ 334010R ²⁾ | |  1,9 | 664016 ³⁾ | 364020 ³⁾ | |  3,0 | |
| ¹⁾ 634012, 334008: O.E. = 54302-13E25/-24E25/-10E25 634013, 334009: O.E. = 54303-13E25/-24E25/-10E25 | | | | | | | | | | |
| ²⁾ 634016, 334010: O.E. = 54302-14E26/-05E25 634017, 334011: O.E. = 54303-14E26/-05E25 | | | | | | | | | | |
| ³⁾ 664016, 364020: O.E. = 55302/03-10E26/-10E29/-11E25/-11E27/-10E25 | | | | | | | | | | |
|  (U 11) 2000i  | 1.86- 90 | 634028L ⁴⁾ 634027R ⁴⁾ | 334038L ⁴⁾ 334037R ⁴⁾ | |  1,9 | 664020 ⁶⁾ | 364022 ⁶⁾ | |  3,0 | |
|  (U 11) 2000 Diesel | 1.86- 90 | 634082L ⁵⁾ 634081R ⁵⁾ | 334060L ⁵⁾ 334059R ⁵⁾ | |  1,9 | 664020 ⁶⁾ | 364022 ⁶⁾ | |  3,0 | |
|  (YU 11, KYU 11, KU 11, RU 11) | 10.83- 1.85 | 633043L ⁷⁾ 633042R ⁷⁾ | | |  1,9 | | | | | |
|  (VRU 11, VEU 11) | 10.83- 1.86 | 633043L ⁷⁾ 633042R ⁷⁾ | | |  1,9 | 443218 ⁸⁾ | | |  0,7 | |
| ⁴⁾ 634027, 334037: O.E. = 54302-24E26 634028, 334038: O.E. = 54303-24E26 | | | | | | | | | | |
| ⁵⁾ 634081, 334059: O.E. = 54302-14E27 634082, 334060: O.E. = 54303-14E27 | | | | | | | | | | |
| ⁶⁾ 664020, 364022: O.E. = 55302/03-D4027, 56205-D4027/-D4126 | | | | | | | | | | |
| ⁷⁾ 633042 : O.E. = 54302-01E25/-04E25 633043 : O.E. = 54303-01E25/-04E25 | | | | | | | | | | |
| ⁸⁾ 443218 : O.E. = 56210-09E25/-11E25 | | | | | | | | | | |
































































| MODEL FAHRZEUG MODELE | YEAR JAHR ANNEE | FRONT/VORNE/AVANT | | |  | REAR/HINTEN/ARRIERE | | |  |
|--|-----------------------|-------------------|------------------------------|--------------------------------|--|---------------------|------------------------------|--------------------------------|--|
| | | PREMIUM Oil | EXCEL-G* Twin-tube Gas | GAS-A-JUST Mono-tube Gas | | PREMIUM Oil | EXCEL-G* Twin-tube Gas | GAS-A-JUST Mono-tube Gas | |
| Nissan (J) | | | | | | | | | |
| Bluebird, Bluebird U | | | | | | | | | |
|  (T 12:  1600, 1800, 2000  Exc. 1800 Turbo,  | 12.85- 2.90 | | 334038 L 334037 R | |  1,9 | 664020 | 364022 | |  3,0 |
|  (T 12:  2000 Diesel | 12.85- 2.90 | | 334060 L 334059 R | |  1,9 | 664020 | 364022 | |  3,0 |
|  (T 72:  1600, 1800, 2000  Exc. 1800 Turbo,  | 7.86- 4.90 | | 334038 L 334037 R | |  1,9 | 664020 | 364022 | |  3,0 |
|  (T 72:  2000 Diesel | 7.86- 4.90 | | 334060 L 334059 R | |  1,9 | 664020 | 364022 | |  3,0 |
| Cedric & Gloria | | | | | | | | | |
|  (230, 330, 331) 200 C, 220 C, 240 C, 260 C, 280 C, 220 D | 2.71- 2.79 | 444007 | 344014 | 554022 |  1,9 | 444011 | 344013 | 554023 |  3,0 |
|  (V 230, V 330, V 331) 200 C, 220 D | 2.71- 2.79 | 444007 | 344014 | 554022 |  1,9 | 444012 | 344015 | |  3,0 |
|  (430) 200 C, 220 C, 240 C, 260 C, 280 C, 220 D Exc. 2000 Turbo | 3.79- 9.83 | 444038 | 344006 | 553037 |  1,9 | 441008 | 341011 | 551010 |  3,0 |
|  (430) 2000 Turbo | 3.79- 9.83 | | 344006 | 553037 |  1,9 | | 341011 | 551010 |  3,0 |
|  (W 430) 200 C, 220 D, 280 C | 3.79- 9.83 | 444038 | 344006 | 553037 |  1,9 | 444011 | 344013 | 554023 |  3,0 |
|  (NY 30, HY 30, KNY 30) 2000, 2800 Diesel | 10.83- | 665054 | 365045 | |  3,0 | 444081 | 344104 | 554050 |  3,0 |
|  (PY 30, KPY 30) 3000 | 10.83- | 665053 | 365049 | |  3,0 | 444081 | 344104 | 554050 |  3,0 |
|  (WPY 30) 3000 | 10.83- | 665054 | 365045 | |  3,0 | 444011 | 344013 | 554023 |  3,0 |
| Cherry, Pulsar    | | | | | | | | | |
| 100 A, 120 A (E10)  | 9.70- 9.74 | 662005 | | |  3,0 | | | 552001 |  3,0 |
| 100 AF II, 120 AF II (F 10, 11)  | 9.74- 7.78 | 662001 | 362002 | |  3,0 | | | 552001 |  3,0 |

*Excel-G is a new name of SUPER
Excel-G ist der neue Name für SUPER
Excel-G est le nom nouveau pour SUPER


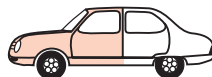







































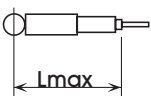











| MODEL FAHRZEUG MODELE | YEAR JAHR ANNEE | FRONT/VORNE/AVANT | | | | REAR/HINTEN/ARRIERE | | | |
|--|-----------------------|----------------------|--|--------------------------------|---------|----------------------|--|--------------------------------|---------|
| | | PREMIUM Oil | EXCEL-G* Twin-tube Gas | GAS-A-JUST Mono-tube Gas | | PREMIUM Oil | EXCEL-G* Twin-tube Gas | GAS-A-JUST Mono-tube Gas | |
| Nissan (J) | | | | | | | | | |
| Cherry, Pulsar | | | | | | | | | |
| 120 A, 140 A (N10) | 4.78- 5.82 | 662001 | 362002 | | 3,0 | | | 552001 | 0,9 |
| (N 12) Exc. 1500 Turbo, Cherry Europe (Alfa 33 sus.) | 5.82- 5.86 | 632013 L 632012 R | 332006 L 332005 R | | 1,9 | 442035 | 342008 | 552010 | 0,9 |
| (N 13) Exc. , 1800-16V | 6.86- 9.90 | 632041 L 632040 R | 332029 L 332028 R <u>322025 L</u> <u>322024 R</u> | | 2,7 | 632047 L 632046 R | 332027 L 332026 R <u>322023 L</u> <u>322022 R</u> | | 1,6 |
| (NN13) 1600 | 6.86- 9.90 | | 332039 L 332038 R | | 2,9 | | 333054 L 333053 R | | 0,9 |
| Cherry, Pulsar | | | | | | | | | |
| 100 A, 120 A (VE 10) | 9.70- 9.74 | 662005 | | | | | | 552002 | |
| 100 AF II, 120 AF II (VF 10) | 9.74- 7.78 | 662001 | 362002 | | 3,0 | | | 552002 | 0,9 |
| 120 A, 140 A (VN10,TN10) | 4.78- 5.82 | 662001 | 362002 | | 3,0 | 443064 | 343173 | 553101 | |
| Fair Lady, 280 ZX, 300 ZX | | | | | | | | | |
| Z, 280 ZX (S 130) Incl. 2+2 | 10.78-12.80 | 665015 | 365013 | | 3,8 | | 341012 | 551008 | 1,7 |
| Z, 280 ZX (S 130) Incl. 2+2 | 1.81- 9.81 | 665015 | 365013 | | 3,8 | | | 551007 | |
| Z, 280 ZX (S 130) Incl. 2+2 | 10.81- 9.83 | 665043 | 365031 | | 3,8 | | | 551031 | |
| 3.0, 3.0 Turbo (Z31) Exc. | 10.81- 89 | | 365098 | | | | | 554104 | |
| 3.0 Turbo (Z32) | 1.90- | | OE = | | | | OE = | | |
| Junior | | | | | | | | | |
| Junior (140, N 140) | 70- | 444063 | | | | 444026 | | | |
























































| MODEL FAHRZEUG MODELE | YEAR JAHR ANNEE | FRONT/VORNE/AVANT | | |  | REAR/HINTEN/ARRIERE | | |  |
|---|-----------------------|---|------------------------------|--------------------------------|--|---|------------------------------|--------------------------------|--|
| | | PREMIUM Oil | EXCEL-G* Twin-tube Gas | GAS-A-JUST Mono-tube Gas | | PREMIUM Oil | EXCEL-G* Twin-tube Gas | GAS-A-JUST Mono-tube Gas | |
| Nissan (J) | | | | | | | | | |
| Laurel | | | | | | | | | |
|  (C 30, PC 30) 1800 | 3.67- 4.72 | 665011 | 365012 | |  3,8 | 444003 | | 553027 |  1 0 |
|  (KC 30, KPC 30) 1800 | 6.70- 4.72 | 665012 | 365019 | |  3,8 | 444003 | | 553027 |  1 0 |
|  (C 130, C 131) 180 L, 200 L, 260 L | 5.72- 1.77 | 665011 | 365012 | |  3,8 | 443075 | | 553032 |  0 0 |
|  (KC 130, KC 131) 180 L, 200 L, 260 L | 5.72- 1.77 | 665011 | | |  3,8 | 444004 | | |  0 T |
|   (C 230, C 231) 180 L, 200 L, 240 L, 260 L | 1.77-10.80 | 665011 | 365012 | |  3,8 | | 341012 | 551008 |  1 0 2,0 |
|   (C 31) 1.8, 2.0, 2.4, 2.8 Diesel Exc.  , 2.0 Turbo | 11.80-10.84 | 665011 | 365012 | |  3,8 | | 341031 | 551028 |  1 0 2,0 |
|   (C 31) 2.0 Turbo Exc.  | 11.80-10.84 | | 365012 | |  3,8 | | | 551028 |  1 0 2,0 |
|    (C 32) 2.0, 2.4 E, 2.8 Diesel | 11.84- 2.90 | 665058 | 365073 | |  3,8 | | 341052 | |  1 0 2,2 |
|    (C 32) 2.4, 3.0 Exc.  | 3.86- | 665058 | 365073 | |  3,8 | | 341051 | |  1 0 |
|    (C 32) 2.4, 3.0   | 3.86- | 665058 | 365073 | |  3,8 | | | |  1 0 |
| Maxima | | | | | | | | | |
|  (J 30) Incl.  | 12.88-10.94 | | 334159 L 334158 R | |  | | 365079 | |  |
|  (A 32) | 10.94- | | 334151 L 334150 R | |  | | 341202 | |  1 0 |
| Micra, March | | | | | | | | | |
|  (K10) Exc. Turbo | 12.82-11.92 | 632011 L 632078 R | 332025 L 332060 R | |  1,7 | 441043 | 341056 | |  1 0 0,8 |
| | |  | | | |  | | | |
|  (K11) | 8.92- | 632080 L 632079 R | 332062 L 332061 R | |  2,4 | 443255 | 343249 | |  1 0 2,0 |

*Excel-G is a new name of SUPER
Excel-G ist der neue Name für SUPER
Excel-G est le nom nouveau pour SUPER


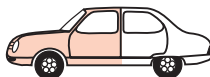


| MODEL FAHRZEUG MODELE | YEAR JAHR ANNEE | FRONT/VORNE/AVANT | | |   | REAR/HINTEN/ARRIERE | | |   |
|---|-----------------------|----------------------|----------------------|------------------|--|---------------------|------------------|----------------------|--|
| | | PREMIUM | EXCEL-G* | GAS-A-JUST | | PREMIUM | EXCEL-G* | GAS-A-JUST | |
| | | Oil | Twin-tube Gas | Mono-tube Gas | | Oil | Twin-tube Gas | Mono-tube Gas | |
| Nissan (J) | | | | | | | | | |
| Pathfinder  | | | | | | | | | |
| 3300i (R50) | 10.97- 1.99 | 635012 L 635011 R | 335023 L 335022 R | |  | 443294 | | 553229 |  |
| 3300i (R50) | 2.99- | | 335031 L 335030 R | |  | 443363 | | 553303 |  |
| Patrol/Safari | | | | | | | | | |
|  Hardtop () (TR *160, KR *160, KM *160) | 6.80- 7.82 | 443153 | | 554034 |  0,7 | 443154 | | 554035 |  0,7 |
|  Wagon () (WR *160, WM *160, CR *160) | 6.80- 7.82 | 443153 | | 554034 |  0,7 | 443155 | | 554036 |  0,7 |
|  () Wagon (WR *160, WM *160, CR *160) Hardtop (TR *160, KR *160, KM *160) | 8.82- 8.88 | 444052 | | 554037 |  0,7 | 444053 | | 554038 |  0,7 |
|  () (UR *160) Exc. H/D | 7.81- 6.82 | | | 554034 |  0,7 | | | 554036 ¹⁾ |  0,7 |
|  () (UR *160) ⊕ H/D | 7.81- 6.82 | | | 554034 |  0,7 | | | 554038 ¹⁾ |  0,7 |
|  () (UR *160) Exc. H/D | 7.82- 9.85 | | | 554037 |  0,7 | | | 554036 ¹⁾ |  0,7 |
|  () (UR *160) ⊕ H/D | 7.82- 9.85 | | | 554037 |  0,7 | | | 554038 ¹⁾ |  0,7 |
| 1)  | | | | | | | | | |
| 260 ()  ,  2.8 Diesel/Turbo Diesel 3.0 Exc. Hardtop high(Armoured)(GY 260) | 3.89- 3.89- | 444129 | | 554096 |  0,6 | 444130 | | 554097 |  0,7 |
| Y 60  2.8 Turbo Diesel 4.2 | 9.88- 10.91- | | 344107 | 554093 |  0,5 | | 345007 | 555006 |  0,7 |
| Y 61  2.8 Turbo Diesel | 10.97- | 444159 | | 554112 |  | 444160 | | 554113 |  |










| MODEL FAHRZEUG MODELE | YEAR JAHR ANNEE | FRONT/VORNE/AVANT | | |  | REAR/HINTEN/ARRIERE | | |  |
|---|-----------------------|----------------------|------------------------------|--------------------------------|--|---------------------|---|--------------------------------|--|
| | | PREMIUM Oil | EXCEL-G* Twin-tube Gas | GAS-A-JUST Mono-tube Gas | | PREMIUM Oil | EXCEL-G* Twin-tube Gas | GAS-A-JUST Mono-tube Gas | |
| Nissan (J) | | | | | | | | | |
| Pick-up, Cab, King Cab  | | | | | | | | | |
|  (520, 521, 620 series) | 65- 78 | 443078 | | |  2,4 | 443079 | | 553096 |  0,7 |
|   (720 series) | 10.79- 8.85 | 443080 | | 553088 |  2,4 | 443079 | | 553096 |  0,7 |
|   (720 series) | 10.79-12.81 | 443227 | | 553088 |  2,4 | 443079 | | 553098 |  0,7 |
|   (720 series) | 1.82- 7.85 | 443227 | | 553088 |  2,4 | 443179 | 343214 | 553120 |  0,7 |
|   (GD 21) | 9.85- 2.98 | 443238 | | 553159 |  2,4 | 443226 | | 553154 |  0,7 |
|   (MD 21) | 9.85- 2.98 | 443239 | | 553152 243024 |  2,4 | 443240 | | 553153 243025 |  0,7 |
|   (D 22) | 2.98- | 443238 | | 553159 |  0 | 443226 | | 553154 |  0 |
|   (D 22) | 2.98- | 443293 | | 553228 |  0 | 443240 | | 553153 |  0 |
| Prairie | | | | | | | | | |
|  (BM 10, PM 10) 1500, 1800 | 8.82- 8.88 | 633047 L 633046 R | 333035 L 333034 R | |  2,9 | 443212 | 343225 | |  1,0 |
|  (M11) 2000, 2400 | 10.88- 7.94 | | 334161 L 334160 R | |  | | 363065 | |  |
|  (NM11) 2000, 2400 | 10.88- 7.94 | | 334161 L 334160 R | |  | | | |  |
| Primera   | | | | | | | | | |
|  ABS 1.6, 2.0 Diesel (P10) | 6.90- 96 | | 341120 | |  3,8 | | 333104L▼ 333103R▼ 333283 L 333282 R  | |  2,2 |
|  ABS 1.6, 2.0 Diesel (P10) | 6.90- 96 | | 341120 | |  3,8 | | 333283 L 333282 R  | |  2,2 |

*Excel-G is a new name of SUPER
Excel-G ist der neue Name für SUPER
Excel-G est le nom nouveau pour SUPER


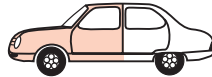









































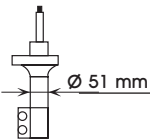
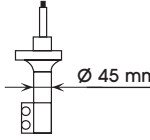




| MODEL FAHRZEUG MODELE | YEAR JAHR ANNEE | FRONT/VORNE/AVANT | | | | REAR/HINTEN/ARRIERE | | | |
|---|-----------------------|----------------------|------------------------------|--------------------------------|---------|----------------------|--|--------------------------------|---------|
| | | PREMIUM Oil | EXCEL-G* Twin-tube Gas | GAS-A-JUST Mono-tube Gas | | PREMIUM Oil | EXCEL-G* Twin-tube Gas | GAS-A-JUST Mono-tube Gas | |
| Nissan (J) | | | | | | | | | |
| Primera | | | | | | | | | |
| (P10) 2000 (1.6 = 1.8) Incl. ⊕ ABS | 6.90- 96 | | 341120 351013 | | 3,8 | | 334057 L 334056 R 324011 L 324010 R | | 2,2 |
| 1.6, 2.0, 2.0 Diesel Turbo Exc. 2.0 SRI, 2.0 GTI | (P11) 6.96- 01 | | 341120 | | | | 341227 | | |
| 2.0 SRI, 2.0 GTI | (P11) 6.96- 01 | | 341120 | | | | 341228 | | |
| Primera | | | | | | | | | |
| 1.6, 2.0, 2.0 Diesel | (W 10) 7.90- 1.98 | | 332064 L 332063 R | | 3,0 | | 343248 | | 2,1 |
| 1.6, 2.0, 2.0 Diesel Turbo Incl. 2.0 SRI | (WP 11) 1.98- 01 | | 341120 | | | | 341228 | | |
| Serena | | | | | | | | | |
| (C 23) 1.6 2.0 Diesel Exc. SGX | 7.92- 7.92-10.95 | 634075 L 634074 R | 334143 L 334142 R | | | 443149 | 343213 | 553116 | |
| (C 23) 2.3 Diesel Exc. SGX | 11.95- | 634075 L 634074 R | 334143 L 334142 R | | | 443149 | 343213 | 553116 | |
| (C 23) 2.0 Diesel SGX Incl. ⊕ ABS | 7.92-10.95 | 634075 L 634074 R | 334143 L 334142 R | | | 444131 | | 554098 | |
| (C 23) 2.3 Diesel SGX Incl. ⊕ ABS | 11.95- 5.96 | 634075 L 634074 R | 334143 L 334142 R | | | 444131 | | 554098 | |
| (C 23) 2.0 (1.6 = 1.8) SLX , SGX Incl. ⊕ ABS | 7.92- 5.96 | 634075 L 634074 R | 334143 L 334142 R | | | 444131 ¹⁾ | | 554098 ¹⁾ | |
| (C 23) 2.0 (1.6 = 1.8) SE Incl. ⊕ ABS | 6.96- 00 | 634075 L 634074 R | 334143 L 334142 R | | | 444158 ¹⁾ | | 554111 ¹⁾ | |
| 1) | | | | | | | | | |



| MODEL FAHRZEUG MODELE | YEAR JAHR ANNEE | FRONT/VORNE/AVANT | | |  | REAR/HINTEN/ARRIERE | | |  |
|---|----------------------------|-------------------|------------------|------------------|--|---------------------|------------------|------------------|---|
| | | PREMIUM | EXCEL-G* | GAS-A-JUST | | PREMIUM | EXCEL-G* | GAS-A-JUST | |
| | | Oil | Twin-tube Gas | Mono-tube Gas | | Oil | Twin-tube Gas | Mono-tube Gas | |
| Nissan (J) | | | | | | | | | |
| Silvia | | | | | | | | | |
|  (S12) | 10.83- 5.88 | | 365013 | |  | | 343210 | |  |
| Skyline Exc.  | | | | | | | | | |
|  (C 211 series) 160 K, 180 K, 200 K, 240 K, 280 D | 8.77- 7.81 | 665011 | 365012 | |  3,8 | | 341012 | 551008 |  1,7 |
|  (R 30) 1800, 2000, 2800 Diesel Exc. 2000 Turbo | 8.81- 7.85 | 665011 | 365012 | |  3,8 | | 341031 | 551028 |  2,0 |
|  (R 30) 2000 Turbo | 8.81- 7.85 | | 365012 | |  3,8 | | | 551028 |  2,0 |
|  (VR 30) 1800, 2000 | 8.81- | 665011 | 365012 | |  3,8 | | | | |
| Sunny    | | | | | | | | | |
| 1000 (B 10, KB 10)  | 4.66-12.69 | 442004 | | |   | 442005 | | |   |
|  (B 110) 1200 | 1.70- 5.73 | 662002 | 362001 | |  | 442006 | 342003 | 552003 |   |
|  (KB 110) 1200 | 1.70- 5.73 | 662002 | | |  | 442005 | | |   |
|  120 Y (B 210, 211) Exc.  | 5.73-10.77 | 662002 | 362001 | |  | 442006 | 342003 | 552003 |   |
|  120 Y (KB 210, 211) Exc.  | 5.73-10.77 | 662002 | 362001 | |  | 442007 | | 552005 |   |
|  120 Y (B 210)   | 2.76- 7.78 | 664002 | | |  | 442006 | 342003 | 552003 |   |
|  120 Y (KB 210)   | 2.76- 7.78 | 664002 | | |  | 442007 | | 552005 |   |
|  120 Y (B 310) | 9.78- 81 | 664002 | | |  3,8 | 442008 | 342005 | 553023 |   0,6 |
| 140 Y  (HB310, KHB310) 150 Y  (PB310, KPB310) | 10.77-10.80 11.80- 9.81 | 664002 | | |  3,8 | 442008 | 342005 | 553023 |   0,6 |
















































































*Excel-G is a new name of SUPER
Excel-G ist der neue Name für SUPER
Excel-G est le nom nouveau pour SUPER




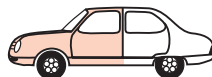
| MODEL FAHRZEUG MODELE | YEAR JAHR ANNEE | FRONT/VORNE/AVANT | | |  | REAR/HINTEN/ARRIERE | | |  |
|---|-----------------------|----------------------|--|--|---|--|--|--------------------------------|--|
| | | PREMIUM Oil | EXCEL-G* Twin-tube Gas | GAS-A-JUST Mono-tube Gas | | PREMIUM Oil | EXCEL-G* Twin-tube Gas | GAS-A-JUST Mono-tube Gas | |
| Nissan (J) | | | | | | | | | |
| Sunny    | | | | | | | | | |
| 1300, 1500   Exc. Turbo (B 11) | 10.81- 9.85 | 632009 L 632008 R | 332008 L 332007 R | |  2,9 | 442035 | 342008 | 552010 |  0,9 |
| 1700 Diesel   (B 11) | 10.82- 5.86 | 633047 L 633046 R | 333035 L 333034 R | |  2,9 | 442035 | 342008 | 552010 |  0,9 |
| 1500 Turbo   (B 11) | 9.82- 5.86 | 633047 L 633046 R | 333035 L 333034 R | |  2,9 | | | 552010 |  0,9 |
|   (B 12, N13) Exc.  , 1800-16V | 6.86- 9.90 | 632041 L 632040 R | 332029 L 332028 R <u>322025 L</u> <u>322024 R</u> | |  2,9 | 632047 L 632046 R | 332027 L 332026 R <u>322023 L</u> <u>322022 R</u> | |  1,6 |
|  1600 (NN13) | 6.86- 9.90 | | 332039 L 332038 R | |  2,9 | | 333054 L 333053 R | |  0,9 |
|   1400 2000 Diesel (N14) | 10.90- 95 | 633116 L 633115 R | 333090 L 333089 R <u>323033 L</u> <u>323032 R</u> | |  2,9 | 632073 L 632072 R | 332057 L 332056 R <u>322027 L</u> <u>322026 R</u> | |  2,8 |
|   1600 (N14) | 10.90-10.93 | 633116 L 633115 R | 333090 L 333089 R <u>323033 L</u> <u>323032 R</u> |  SM2800 |  2,9 | 634037 L ¹⁾ 634036 R ¹⁾ | 334046 L ¹⁾ 334045 R ¹⁾ <u>324006 L¹⁾</u> <u>324005 R¹⁾</u> | |  2,8 |
|   1600 (N14) | 11.93- 95 | 633116 L 633115 R | 333090 L 333089 R <u>323033 L</u> <u>323032 R</u> |  SM2800 |  2,9 | 632073 L ²⁾ 632072 R ²⁾ | 332057 L ²⁾ 332056 R ²⁾ <u>322027 L²⁾</u> <u>322026 R²⁾</u> | |  2,8 |
| <div><div>1) </div><div>2) </div></div> | | | | | | | | | |
|   1400 1600 2000 Diesel (N14) | 10.90- 95 | 633116 L 633115 R | 333090 L 333089 R <u>323033 L</u> <u>323032 R</u> | |  2,9 | 634039 L 634038 R | 334048 L 334047 R <u>324009 L</u> <u>324008 R</u> | |  2,8 |

*Excel-G is a new name of SUPER
Excel-G ist der neue Name für SUPER
Excel-G est le nom nouveau pour SUPER











































| MODEL FAHRZEUG MODELE | YEAR JAHR ANNEE | FRONT/VORNE/AVANT | | |   | REAR/HINTEN/ARRIERE | | |   | |
|--|----------------------------|----------------------|--|--|--|--|--|---|--|--|
| | | PREMIUM | EXCEL-G* | GAS-A-JUST | | PREMIUM | EXCEL-G* | GAS-A-JUST | | |
| | | Oil | Twin-tube Gas | Mono-tube Gas | | Oil | Twin-tube Gas | Mono-tube Gas | | |
| Nissan (J) | | | | | | | | | | |
| Sunny    | | | | | | | | | | |
|  (N14) 2000 ( =  Incl.  Exc. GTi -R (2000 Turbo  :NN14) | 10.90- 95 | 633116 L 633115 R | 333090 L 333089 R <u>323033 L</u> <u>323032 R</u> |  2,9 | 634039 L 634038 R | 334048 L 334047 R <u>324009 L</u> <u>324008 R</u> |  2,8 | | | |
|  (NN14) 1600 | 10.90- 95 | 633120 L 633119 R | 333092 L 333091 R |  2,9 | 632071 L 632070 R | 332059 L 332058 R |  2,8 | | | |
| Sunny Excellent | | | | | | | | | | |
|  (PB 110) 1400 | 7.71- 5.73 | 665011 | 365012 |  | 442006 | 342003 | 552003 |   | | |
|  (KPB 110) 1400 | 7.71- 5.73 | 665011 | 365012 |  | 443067 | 343194 | 553024 |   | | |
|  (PB 210) 1400 | 5.73- 2.76 | 664003 | 364003 |  | 442006 | 342003 | 552003 |   | | |
|  (KPB 210, KGB 211) 1400 | 5.73-12.76 | 664003 | 364003 |  | 442007 | | 552005 |   | | |
| Sunny, Sunny Traveller    | | | | | | | | | | |
| 1000 (VB 10, B 20)  | 4.66-12.69 | 442004 | |   | 443065 | | |   | | |
| 1200 (VB 110, B 120)  | 1.70- 5.73 | 662002 | 362001 |  | 443066 | 343121 | |   | | |
| 120 Y (VB 210) Exc.  | 5.73-10.77 | 662002 | 362001 |  | 443066 | 343121 | |   | | |
| 120 Y (VB 210)   | 2.76- 7.78 | 664002 | |  | 443066 | 343121 | 553083 |   | | |
| 140 Y   (VB 310) Exc.  | 10.77- 9.81 | 662002 | 362001 |  | 443066 | 343121 | |   | | |
| 140 Y   (VB 310)   | 10.77- 9.81 | 664002 | |  | 443066 | 343121 | |   | | |
| 140 Y   (WHB310) 150 Y   (WPB310) | 10.77-10.80 11.80- 9.81 | 664002 | |  3,8 | 442008 | 342005 | 553023 |   0,6 | | |
| 1300, 1500   (VB11, TB11) | 10.82- 90 | 632009 L 632008 R | 332008 L 332007 R |  2,9 | 443229 | | |   0,9 | | |

*Excel-G is a new name of SUPER
Excel-G ist der neue Name für SUPER
Excel-G est le nom nouveau pour SUPER

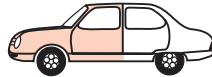



































































| MODEL FAHRZEUG MODELE | YEAR JAHR ANNEE | FRONT/VORNE/AVANT | | | | REAR/HINTEN/ARRIERE | | | |
|--|-----------------------|-------------------|------------------------------|--|----------------------|----------------------|--|--------------------------------|-------------------|
| | | PREMIUM Oil | EXCEL-G* Twin-tube Gas | GAS-A-JUST Mono-tube Gas | | PREMIUM Oil | EXCEL-G* Twin-tube Gas | GAS-A-JUST Mono-tube Gas | |
| Nissan (J) | | | | | | | | | |
| Sunny, Sunny Traveller | | | | | | | | | |
| 1300, 1500, 1600 | (WB 11) | 10.81- 86 | 632009 L 632008 R | 332008 L 332007 R | 2,9 | 442035 | 342008 | 552010 | 0,9 |
| 1700 Diesel | (WB 11) | 10.81- 86 | 633047 L 633046 R | 333035 L 333034 R | 2,9 | 442035 | 342008 | 552010 | 0,9 |
| (2WD) 1500, 1600, 1700 Diesel Exc. | (WB 12) | 6.86- 9.90 | 632041 L 632040 R | 332029 L 332028 R 322025 L 322024 R | 2,9 | 632047 L 632046 R | 332027 L 332026 R 322023 L 322022 R | | 1,6 |
| (4WD) 1600 | (WNB 12) | 6.86- 9.90 | | 332039 L 332038 R | 2,9 | | 333054 L 333053 R | | 0,9 |
| (2WD) 1600 (TAYA Y 10) 2000 Diesel (TVCA Y 10) | | 11.90- 11.90- | 633116 L 633115 R | 333090 L 333089 R | 2,9 | | 343240 | | 0,9 |
| (4WD) 1600 (TAYN Y 10) | | 11.90- | 633120 L 633119 R | 333092 L 333091 R | 2,9 | | 343241 | | 0,9 |
| Terrano | | | | | | | | | |
| 2400 i | (WD21) | 8.86-10.87 | 443253 ¹⁾ | 343244 ¹⁾ | 553170 ¹⁾ | 1,0 | 443183 | 343245 | 553111 0,6 |
| 2400 i, 2700 Turbo Diesel | (WD21) | 10.87- 93 | 444102 ¹⁾ | 344200 ²⁾ | 554070 ²⁾ | 1,0 | 443183 | 343245 | 553111 0,6 |
| 3000 i Exc. | (WD21) | 8.89- | 444102 | 344200 | 554070 | 1,0 | 443183 | 343245 | 553111 0,6 |
| 1) 2) | | | | | | | | | |
| Terrano II | | | | | | | | | |
| | (R 20) | 93- | 444102 | 344200 | 554070 | 1,0 | 443295 | | 553230 0,6 |



| MODEL FAHRZEUG MODELE | YEAR JAHR ANNEE | FRONT/VORNE/AVANT | | |  | REAR/HINTEN/ARRIERE | | |  |
|--|-----------------------|-------------------|------------------|------------------|--|---------------------|------------------|------------------|--|
| | | PREMIUM | EXCEL-G* | GAS-A-JUST | | PREMIUM | EXCEL-G* | GAS-A-JUST | |
| | | Oil | Twin-tube Gas | Mono-tube Gas | | Oil | Twin-tube Gas | Mono-tube Gas | |
| Nissan (J) | | | | | | | | | |
| Violet, Stanza, Auster | | | | | | | | | |
|  (J 710, J 711) 140 J, 160 J | 1.73- 7.77 | 665012 | 365019 | |  | 443068 | 343059 | 553025 |  |
|  (P 710, P 711) 140 J SSS, 160 J SSS | 1.73- 7.77 | 665012 | 365019 | |  | 444003 | | 553026 |  |
|  (V 710) 140 J | 1.73- 7.77 | 665012 | 365019 | |  | 443069 | 343122 | |  |
|  (A11) 140 J, 160 J Incl. SSS | 7.77- 6.81 | 664003 | 364003 | |  3,8 | | | 553023 |  0,6 |
|  (VA 11) 140 J | 7.77- 6.81 | 664003 | 364003 | |  3,8 | 443070 | 343060 | |  |
|  (T 11) | 6.81- 9.85 | 664011 | 364004 | |  2,8 | 664012 | 364005 | |  2,5 |
| Nissan Commercial (J) | | | | | | | | | |
| Clipper, Caball | | | | | | | | | |
| Clipper (T 65 series) | 66- 71 | 444060 | | 553025 |  | 444023 | 344102 | 553084 |  |
| Clipper (660, 661) | 2.69- 8.71 | 444060 | | 553025 |  | | | | |
| Clipper (T 662, 663) | 4.69- 5.76 | 444060 | | 553025 |  | | | | |
| Caball  (C 240, C 340) Exc. bus,  | 68-12.81 | 444060 | | 553025 |  | 444024 | | |  |
| Homer, Cabstar | | | | | | | | | |
|  (T 641, 642 series) | 68- | 444005 | | 553123 |  | 444025 | | 553058 |  |
|  (F 20, F 21 series) | 1.76- 3.78 | 444005 | | 553123 |  | 444025 | | 553058 |  |
|  (F 20) Exc. low flat floor | 4.78- 82 | 444054 | | |  | 444025 | | 553058 |  |
| Low flat floor  (F 20) | 4.78- 82 | 444054 | | |  | 443180 | | |  |

*Excel-G is a new name of SUPER
Excel-G ist der neue Name für SUPER
Excel-G est le nom nouveau pour SUPER




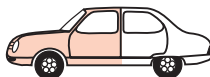
| MODEL FAHRZEUG MODELE | YEAR JAHR ANNEE | FRONT/VORNE/AVANT | | |  | REAR/HINTEN/ARRIERE | | |  |
|--|-----------------------|-------------------|------------------------------|--------------------------------|--|---|------------------------------|--------------------------------|---|
| | | PREMIUM Oil | EXCEL-G* Twin-tube Gas | GAS-A-JUST Mono-tube Gas | | PREMIUM Oil | EXCEL-G* Twin-tube Gas | GAS-A-JUST Mono-tube Gas | |
| Nissan Commercial (J) | | | | | | | | | |
| Homer, Cabstar | | | | | | | | | |
| Low flat floor (F 20)  | 10.78- 82 | 444054 | | |  | 444055 | | |  |
| 2.0  | (F 22) | 444054 | | |  | 444055  = 56210-T3000/-T6100/-T6210 | | |  |
| 2.0 Exc. Steel High Bed | (F 22) | 444054 | | |  | 444140  = 56210-22T00 | | |  |
| 2.0 Steel High Bed | (F 22) | 444054 | | |  | 444055  = 56210-T6210 | | |  |
| 2.3 Diesel   Incl. Low flat A-Chassis | (F 22) | 444054 | | |  | 444055  = 56210-T6100/-T6210 | | |  |
| 2.3 Diesel   Exc. Low flat A-Chassis | (F 22) | 444054 | | |  | 444026  = 56210-T6200/-T6202 | | |  |
| 2.3 Diesel   Low flat A-Chassis | (F 22) | 444054 | | |  | 444055  = 56210-T6210 | | |  |
| 2.5 Diesel   Incl. H/D | (F 22) | 444054 | | |  | 444055  = 56210-T3000/-T6100/-T6210 | | |  |
| 2.5 Diesel   Exc. H/D | (F 22) | 444054 | | |  | 444140  = 56210-22T00 | | |  |
| 2.5 Diesel   ⊕ H/D | (F 22) | 444054 | | |  | 444055  = 56210-T6210 | | |  |
| 2.5 Diesel   Exc. H/D | (F 22) | 444054 | | |  | 444026  = 56210-T6200/- T6202 | | |  |
| 2.5 Diesel   ⊕ H/D | (F 22) | 444054 | | |  | 444055  = 56210-T6210 | | |  |
| 2.0  | (F 23) | 444054 | | |  | 444140  = 56210-22T00 | | |  |
| 2.5 Diesel Exc. Low flat | (F 23) | 444054 | | |  | 444140  = 56210-22T00 | | |  |
| 2.5 Diesel Low flat | (F 23) | 444054 | | |  | 444026  = 56210-T6202 | | |  |

Nissan






















































| MODEL FAHRZEUG MODELE | YEAR JAHR ANNEE | FRONT/VORNE/AVANT | | | | REAR/HINTEN/ARRIERE | | | |
|--|--|----------------------|------------------------------|--------------------------------|---------|---------------------|------------------------------|--------------------------------|---------|
| | | PREMIUM Oil | EXCEL-G* Twin-tube Gas | GAS-A-JUST Mono-tube Gas | | PREMIUM Oil | EXCEL-G* Twin-tube Gas | GAS-A-JUST Mono-tube Gas | |
| Nissan Commercial (J) | | | | | | | | | |
| Serena Cargo, Vanette Cargo | | | | | | | | | |
| (C 23) 1.6, 2.0 Diesel | 7.92- | 634075 L 634074 R | 334143 L 334142 R | | | 443149 | 343213 | 553116 | |
| | | | | SM2800 | | | | | |
| (C 23) 2.3 Diesel | 7.92- | 634075 L 634074 R | 334143 L 334142 R | | | 443149 | 343213 | 553116 | |
| Urvan, Caravan | | | | | | | | | |
| (E 20, 22 series) | 3.73- 3.78 | 443074 | | | | 443079 | | | |
| (E 20, 22, 23) | 4.78-10.86 | 444039 | | 554047 | | 443079 | | 553095 | |
| (E 24) Exc. | 11.86- | 444132 | | 554099 | | 444025 | | 554075 | |
| Vanette, Vanette Cargo | | | | | | | | | |
| C 120 () | 8.78- 6.87 | 443187 | | 553099 | | 443184 | | 553100 | |
| | | | | | 0,7 | | | | 0,7 |
| C 120, C 220 () | | 443187 | | 553099 | | 443184 | | 553100 | |
| | | | = 56110 -Y9502 | | | | = 56210 -Y9502 | | |
| (C 22) | 9.87- | 444118 | | 554072 | | 443177 | | 553145 | |
| (C 22) | 9.86- | 444118 | | 554072 | | 443279 | | 553202 | |
| Opel (D) | | | | | | | | | |
| Agila | | | | | | | | | |
| (H00) 1.0, 1.2 Incl. ABS | 4.00- | | 333307 L 333306 R | | | | 343331 | | |
| Ascona, Manta | | | | | | | | | |
| Ascona, Manta, Ascona Voyage | 70- 75 | 443028 | 343082 | 553011 | | 443027 | 343006 | 554011 | |
| Ascona, L, SR, Voyage Manta, L, SR, GT Manta E Manta CC/CCE/GTE | 8.75- 6.81 8.75- 88 9.77- 88 8.78- 88 | 443026 | 343048 | 553009 <u>244029</u> | 0,6 | 443027 | 343006 | 554011 <u>244030</u> | 0,7 |

*Excel-G is a new name of SUPER
Excel-G ist der neue Name für SUPER
Excel-G est le nom nouveau pour SUPER


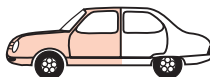


| MODEL FAHRZEUG MODELE | YEAR JAHR ANNEE | FRONT/VORNE/AVANT | | | | REAR/HINTEN/ARRIERE | | | |
|--|-----------------------|-------------------|------------------------------|--------------------------------|---------|---------------------|------------------------------|--------------------------------|---------|
| | | PREMIUM Oil | EXCEL-G* Twin-tube Gas | GAS-A-JUST Mono-tube Gas | | PREMIUM Oil | EXCEL-G* Twin-tube Gas | GAS-A-JUST Mono-tube Gas | |
| Opel (D) | | | | | | | | | |
| Ascona, Manta | | | | | | | | | |
| Ascona | 8.81- 8.84 | 665042 | 365030 | | 2,1 | 443230 | 343150 | 551033 | 0,6 |
| Ascona C 1003027→ 5000001→ 6000001→ | 9.84- 9.88 | 665057 | 365054 | | 2,1 | 443230 | 343150 | 551033 | 0,6 |
| Astra | | | | | | | | | |
| Exc. GT, GSi | 8.91- 98 | 665066 | 365078 375034 | | 2,1 | 443134 | 343047 | 553075 243014 | 0,6 |
| GT, GSi | 8.91- 98 | | 365078 375034 | | 2,1 | | 343047 | 553075 243014 | 0,6 |
| | 8.91- 98 | 665066 | 365078 | | 2,1 | 443135 | 343099 Exc. | 553137 | 0,6 |
| Exc. Sport sus. | (T98) | 98- | 334949 L 334948 R | | | | 343306 | 553240 | 0,6 |
| ⊕ Sport sus. | (T98) | 98- | | | | | 343306 | 553240 | 0,6 |
| Exc. Sport sus | (T98) | 98- | 334949 L 334948 R | | | | 343307 | 553241 | 0,6 |
| ⊕ Sport sus | (T98) | 98- | | | | | 343307 | 553241 | 0,6 |
| Calibra | | | | | | | | | |
| 2.0 i (2WD), (4WD) Exc. 16 V, 16 V Turbo | 90- 98 | 665063 | 365071 375032 | | 2,2 | 443261 | 343259 353011 | 553182 | 0,7 |
| 2.0 i-16V (2WD), (4WD) 2.5 i -V6 (2WD) | 90- 98 | | 365071 375032 | | 2,2 | | 343259 353011 | 553182 | 0,7 |



| MODEL FAHRZEUG MODELE | YEAR JAHR ANNEE | FRONT/VORNE/AVANT | | |   | REAR/HINTEN/ARRIERE | | |   |
|--|-----------------------|---|---|--------------------------------|--|---------------------|------------------------------|--------------------------------|--|
| | | PREMIUM Oil | EXCEL-G* Twin-tube Gas | GAS-A-JUST Mono-tube Gas | | PREMIUM Oil | EXCEL-G* Twin-tube Gas | GAS-A-JUST Mono-tube Gas | |
| Opel (D) | | | | | | | | | |
| Calibra | | | | | | | | | |
| 2.0 i-16V Turbo  | 90- 98 | | 365071 375032  | |  2,2 | | 343259 353011 | 553182 |  0,7 |
| Commodore | | | | | | | | | |
| Commodore A 2.2, 2.5, Taxi | 67- 1.72 | 443029 | 343005 | 553012 |   | 443030 | 343049 | 554012 |   |
| Commodore B  2.5, 2.8 | 9.72- 7.77 | 443029 | 343005 | 553012 |   | 443027 | 343006 | 554011 |   |
| Commodore B  2.5, 2.8 | 9.72- 4.75 | 443029 | 343005 | 553012 |   | 443031 | 343007 | 554013 |   |
| Commodore C  2.5 S, 2.5 E | 78- 82 | 665035  | 365007 | |  2,3 | 443027 | 343006 | 554011 |  0,7 |
| Corsa A, Corsa B   | | | | | | | | | |
|  Exc. 1.6 GSi | 83- 2.93 | 633831 | 333831 323034   | |  1,3 | 443225 | 343265 353012 | 553155 |  0,6 |
| 1.6i GSi | 88- 2.93 | | 333831 323034   | |  1,3 | | 343265 353012 | 553155 |  0,6 |
|  Exc. Sport, GSi | 3.93- 9.00 | 633831 | 333831 323034    | |  1,3 | 443225 | 343265 353012 | 553155 |  0,6 |
| 1.4i Sport, 1.4Si Sport, 1.5TD Sport 1.6i-16V GSi | 3.93- 9.00 | | 333831 323034    | |  1,3 | | 343265 353012 | 553155 |  0,6 |
| Corsa C | | | | | | | | | |
| 1.0, 1.2 Exc.,  | 9.00- | | | |  | | 343350 | |  |

*Excel-G is a new name of SUPER
Excel-G ist der neue Name für SUPER
Excel-G est le nom nouveau pour SUPER


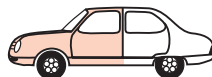


| MODEL FAHRZEUG MODELE | YEAR JAHR ANNEE | FRONT/VORNE/AVANT | | | | REAR/HINTEN/ARRIERE | | | |
|--|----------------------------|-------------------|---|--------------------------------|---------|---------------------|------------------------------|--------------------------------|---------|
| | | PREMIUM Oil | EXCEL-G* Twin-tube Gas | GAS-A-JUST Mono-tube Gas | | PREMIUM Oil | EXCEL-G* Twin-tube Gas | GAS-A-JUST Mono-tube Gas | |
| Opel (D) | | | | | | | | | |
| Corsa C | | | | | | | | | |
| 1.4, 1.8, 1.7Di, 1.7DTi Exc., | 9.00- | | | | | | 343351 | | |
| Frontera | | | | | | | | | |
| (52SU, 53MW, 5JMW) Incl. Sport | 10.91- 9.95 | 444120 | 344227 | | 0,7 | 444122 | 344228 | | 0,4 |
| (54/55/5B/5K SU, 54/55/5B/5K MW) Incl. Sport | 9.95-10.98 | | 344227 | | | | 344229 | | |
| Incl. Sport | 10.98- | | 344298 | | | | 344299 | | |
| Kadett, Olympia, Aero | | | | | | | | | |
| Kadett A Kadett B Kadett Rallye | 63- 67 65- 67 67- 73 | 443024 | 343080 | 553127 | | | | | |
| Kadett B, Olympia A Exc, Kadett Rallye | 68- 73 | 443024 | 343080 | 553127 | | 443025 | 343081 | 553010 | |
| Kadett C, SR Aero | 73- 79 76- 79 | 443026 | 343048 | 553009 <u>244029</u> | 0,5 | 443027 | 343006 | 554011 <u>244030</u> | 0,6 |
| Kadett C, City (SR) Kadett 1.6 ltr. Caravan | 73- 79 5.77- 79 | 443026 | 343048 | 553009 | 0,5 | 443025 | 343081 | 553010 | 0,6 |
| Kadett D 1.2, 1.3, 1.3S, SR | 79- 8.84 | 665036 | 365025 <u>375009</u> | | 2,1 | 443134 | 343047 | 553075 <u>243014</u> | 0,6 |
| Kadett D | 79- 8.84 | 665036 | 365025 <u>375009</u> | | 2,1 | 443135 | 343099 | 553137 | 0,6 |
| Kadett E Exc. GSi, GSE | 9.84- 91 | 665036 | 365025 <u>375009</u> SM1300 ¹⁾ SM1307 ²⁾ | | 2,1 | 443134 | 343047 | 553075 <u>243014</u> | 0,6 |
| 1) SM1300 1.2/1.3/1.4/1.6 | | | | | | | | | |
| 2) SM1307 1.6 /1.8/2.0/Diesel | | | | | | | | | |



| MODEL FAHRZEUG MODELE | YEAR JAHR ANNEE | FRONT/VORNE/AVANT | | | | REAR/HINTEN/ARRIERE | | | |
|---|-----------------------|--|--|--------------------------------|--------|---------------------|------------------------------|--------------------------------|--|
| | | PREMIUM Oil | EXCEL-G* Twin-tube Gas | GAS-A-JUST Mono-tube Gas | | PREMIUM Oil | EXCEL-G* Twin-tube Gas | GAS-A-JUST Mono-tube Gas | |
| Opel (D) | | | | | | | | | |
| Kadett, Olympia, Aero | | | | | | | | | |
| Kadett E 1.8 GSI, GSE | 9.84- 91 | | 365025 375009 915322 SM1307 | 2,1 | | 343047 | 553075 243014 | 0,6 | |
| Kadett E | 9.84- 91 | 665036 | 365025 915322 SM1300 ¹⁾ SM1307 ²⁾ | 2,1 | 443135 | 343099 | 553137 | 0,6 | |
| Kadett E Combo | 9.85- 93 | 665036 | 365025 915322 SM1300 ¹⁾ SM1307 ²⁾ | 2,1 | 443233 | 343227 | | 0,6 | |
| 1) SM1300 1.2/1.3/1.4/1.6 2) SM1307 1.6 /1.8/2.0/Diesel | | | | | | | | | |
| Monterey | | | | | | | | | |
| (UBS) | 92- 3.95 | | 344279 | 0,6 | | 344229 | | 0,6 | |
| (UBS) | 4.95- 3.98 | | 344279 | 0,6 | | 344229 | | 0,6 | |
| Omega A, Omega B | | | | | | | | | |
| 1.8, 2.0, 2.4 i, 2.3 D, 2.3 TD Exc. | 9.86- 4.94 | 634022 L 634021 R 915329 SM1304 | 334100 L 334099 R | 2,8 | 443234 | 343216 Exc. | 553162 | 0,6 | |
| 2.6i, 3.0i, 3.0i-24V, 3000, 3000-24V Exc. | 9.86- 4.94 | | 334100 L 334099 R 915329 | 2,8 | | 343216 Exc. | 553162 | 0,6 | |
| Exc. , 2.5i, 3.0i | 94- | | 334903 SM1304 | 2,7 | | 343216 Exc. | 553162 | 0,6 | |
| 2.5i, 3.0i Exc. | 94- | | 334903 | 2,7 | | 343216 Exc. | 553162 | 0,6 | |
| Omega A Caravan, Omega B Caravan | | | | | | | | | |
| 2.0, 2.3 D, 2.3 TD, 2.4 Exc. | 9.86- 4.94 | 634022 L 634021 R 915329 SM1304 | 334100 L 334099 R | 2,8 | 444095 | 344256 Exc. | 554088 | 0,6 | |
| 2.6 i, 3.0 i, 3.0i-24V Exc. | 9.86- 4.94 | | 334100 L 334099 R 915329 | 2,8 | | 344256 Exc. | 554088 | 0,6 | |

*Excel-G is a new name of SUPER
Excel-G ist der neue Name für SUPER
Excel-G est le nom nouveau pour SUPER


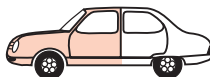


| MODEL FAHRZEUG MODELE | YEAR JAHR ANNEE | FRONT/VORNE/AVANT | | | | REAR/HINTEN/ARRIERE | | | |
|---|------------------------|----------------------|----------------------|------------------|---------|---------------------|------------------|------------------|---------|
| | | PREMIUM | EXCEL-G* | GAS-A-JUST | | PREMIUM | EXCEL-G* | GAS-A-JUST | |
| | | Oil | Twin-tube Gas | Mono-tube Gas | | Oil | Twin-tube Gas | Mono-tube Gas | |
| Opel (D) | | | | | | | | | |
| Omega A Caravan, Omega B Caravan | | | | | | | | | |
| Exc. , 2.5i, 3.0i | 94- | | 334903 | | 2,7 | | 344256 Exc. | 554088 | 0,6 |
| | | | SM1304 | | | | | | |
| 2.5i, 3.0i Exc. | 94- | | 334903 | | 2,7 | | 344256 Exc. | 554088 | 0,6 |
| Rekord | | | | | | | | | |
| Rekord A, B, C | 63- 1.72 | 443029 | 343005 | 553012 | 0,5 | 443030 | 343049 | 554012 | 0,7 |
| Rekord D 1.7, 1.9, 2.0, Sprint Rekord D 2.1 Diesel | 72- 7.77 5.72- 8.78 | 443029 | 343005 | 553012 | 0,5 | 443027 | 343006 | 554011 | 0,7 |
| Rekord E 1.7, 1.8, 1.9, 2.0, 2.2 | 8.77- 9.86 | 665035 | 365007 | | 2,3 | 443027 | 343006 | 554011 | 0,7 |
| | | | | | | | | | |
| Rekord E 2.0 D, 2.3 D, 2.3 TD | 77- 9.86 | 665056 | | | 2,3 | 443027 | 343006 | 554011 | 0,7 |
| | | | | | | | | | |
| Rekord Caravan | | | | | | | | | |
| Rekord A, B | 63- 68 | 443029 | 343005 | | 0,5 | | | | |
| Rekord C | 67- 1.72 | 443029 | 343005 | | 0,5 | 443030 | 343049 | 554012 | 0,7 |
| Rekord D 1.7,1.9, 2.0, 2.1 D | 1.72- 7.77 | 443029 | 343005 | | 0,5 | 443031 | 343007 | 554013 | 0,7 |
| Rekord E 1.7, 1.8, 1.9, 2.0, 2.2, 2.3 D | 8.77- 9.86 | 665035 | 365007 | | 2,3 | 443031 | 343007 | 554013 | 0,7 |
| | | | | | | | | | |
| Senator, Monza (Exc.) | | | | | | | | | |
| Monza A Senator A | 5.78- 8.87 | 665056 | | | 2,3 | | 343044 Exc. | 554029 | 0,7 |
| | | | | | | | | | |
| Senator B 2.3 TD, 2.6 | 9.87- 95 | 634022 L 634021 R | 334100 L 334099 R | | 2,8 | 443234 | 343216 Exc. | 553162 | 0,6 |
| | | | SM1304 | | | | | | |
| Senator B 2.5 | 9.87- 95 | 634022 L 634021 R | 334100 L 334099 R | | 2,8 | 443234 | 343216 Exc. | 553162 | 0,6 |
| | | | | | | | | | |





















































| MODEL FAHRZEUG MODELE | YEAR JAHR ANNEE | FRONT/VORNE/AVANT | | | | REAR/HINTEN/ARRIERE | | | |
|--|-----------------------|-------------------|--|--------------------------------|---------|---------------------|------------------------------|--------------------------------|---------|
| | | PREMIUM Oil | EXCEL-G* Twin-tube Gas | GAS-A-JUST Mono-tube Gas | | PREMIUM Oil | EXCEL-G* Twin-tube Gas | GAS-A-JUST Mono-tube Gas | |
| Opel (D) | | | | | | | | | |
| Senator, Monza (Exc.) | | | | | | | | | |
| Senator B 3.0i, 3.0i-24V | 9.87- 95 | | 334100 L 334099 R 915329 | | 2,8 | | 343216 Exc. | 553162 | 0,6 |
| Tigra | | | | | | | | | |
| | 94- | | 333831 323034 915325 SM1302 ▼ SM2302 | | | | 343265 353012 | 553155 | 0,6 |
| Vectra A | | | | | | | | | |
| 2WD 1.4, 1.6 i, 1.8 S, 1.8 i, 2.0 i 1.7 D, 1.7TD | 9.88- 95 | 665063 | 365071 375032 915327 SM1301 ¹⁾ SM1306 ²⁾ | | 2,1 | 443134 | 343047 Exc. | 553075 243014 | 0,6 |
| 2WD 2000-16V (= 20XE, C 20XE) → NV199999, → N1999999 → N5999999 | 9.88- 92 | 665063 | 365071 915327 SM1301 ¹⁾ SM1306 ²⁾ | | 2,1 | 443234 | 343216 Exc. | 553162 | 0,6 |
| 2WD 2000-16V (= 20XE, C 20XE) P1000001 →, P5000001 → P7000001 → | 93- 95 | 665063 | 365071 375032 915327 SM1301 ¹⁾ SM1306 ²⁾ | | 2,1 | 443134 | 343047 Exc. | 553075 243014 | 0,6 |
| 2WD 2.5i -V6 | 93- 95 | | 365071 375032 915327 SM1301 ¹⁾ SM1306 ²⁾ | | 2,1 | | 343047 Exc. | 553075 243014 | 0,6 |
| 4WD 1.8i, 2.0i, 2.0i-16V, 2000-16V 2.0i-16V Turbo | 9.88- 95 | 665063 | 365071 915327 SM1301 ¹⁾ SM1306 ²⁾ | | 2,1 | 443234 | 343216 Exc. | 553162 | 0,6 |
| 1) SM1301 : Exc. GT 2) SM1306 : GT | | | | | | | | | |
| Vectra B | | | | | | | | | |
| 1.6 i, 1.8 i, 1.7 TD, 2.0 i, 2.0 Di Incl. 16V Exc. Sport sus. | 9.95- | | 333913 L ▼ 333912 R ▼ 333716 L 333715 R | | 1,5 | | 341907 Exc. | | 1,8 |
| 2.5 i -V6 Exc. Sport sus. | 9.95- | | 334601 L 334600 R | | 1,5 | | 341907 Exc. | | 1,8 |

*Excel-G is a new name of SUPER
Excel-G ist der neue Name für SUPER
Excel-G est le nom nouveau pour SUPER

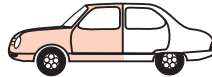














































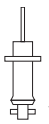

| MODEL FAHRZEUG MODELE | YEAR JAHR ANNEE | FRONT/VORNE/AVANT | | | | REAR/HINTEN/ARRIERE | | | |
|--|-----------------------|--------------------------------|------------------------------|--------------------------------|----------|--------------------------------|------------------------------|--------------------------------|---------------|
| | | PREMIUM Oil | EXCEL-G* Twin-tube Gas | GAS-A-JUST Mono-tube Gas | | PREMIUM Oil | EXCEL-G* Twin-tube Gas | GAS-A-JUST Mono-tube Gas | |
| Opel (D) | | | | | | | | | |
| Vectra B | | | | | | | | | |
| ⊕ Sport sus. | 9.95- | | | | ⊕ 1,5 | | 341907 Exc. | | ⊥ ⊖ 1,8 |
| Zafira | | | | | | | | | |
| 1.6-16V, 1.8-16V, 2.0DI | 99- | | 334949 L 334948 R | | ⊕ | | 343308 | 553242 | ⊖ |
| Opel Commercial (D) | | | | | | | | | |
| Blitz (Bedford CF) | | | | | | | | | |
| | 74- | 444045 445010 ¹⁾ | | | ⊥ ⊥ | 444046 445011 ¹⁾ | | | ○ ○ |
| ¹⁾ 445010, 445011: Heavy Duty | | | | | | | | | |
| Campo/Brava | | | | | | | | | |
| (TFR Series) | 92- | 443190 | | 553119 | ⊥ ⊖ | 443295 | | 553230 | ○ ○ |
| (TFS Series) | 92- | 443216 | | 553171 | ⊥ ⊖ | 443295 | | 553230 | ○ ○ |
| Corso Combo | | | | | | | | | |
| | 10.93- | 633831 | 333831 SM1302▼ | | ⊕ 1,3 | 443233 | 343227 | | ⊖ ⊖ |
| Movano | | | | | | | | | |
| 2.5 D 2.8 TD | 7.98- | | 344306 | | ⊖ ⊖ | | | | |
| 1.9 DTi 2.2 DTi | 9.00- | | 344306 | | ⊖ ⊖ | | | | |
| Movano | | | | | | | | | |
| E9* | 7.98- | | | | | | 344307 | | ⊖ ⊖ |
| F9* | 7.98- | | | | | | 344307 | | ⊖ ⊖ |


















































| MODEL FAHRZEUG MODELE | YEAR JAHR ANNEE | FRONT/VORNE/AVANT | | |  | REAR/HINTEN/ARRIERE | | |  |
|--|--|--|------------------------------|--------------------------------|--|---------------------|------------------------------|--------------------------------|--|
| | | PREMIUM Oil | EXCEL-G* Twin-tube Gas | GAS-A-JUST Mono-tube Gas | | PREMIUM Oil | EXCEL-G* Twin-tube Gas | GAS-A-JUST Mono-tube Gas | |
| Opel Commercial (D) | | | | | | | | | |
| Movano  | | | | | | | | | |
|  J9*  ,  | 7.98- | | | | | | 344307 | |  |
|  F90*, F92B, F92E, F93*  | 7.98- | | | | | | 344307 | |  |
|  H9, U9 | 7.98- | | | | | | | |  |
| Peugeot (F) | | | | | | | | | |
| 104  | | | | | | | | | |
| L, GL  →5534418 GL6  →7070747 | 73- 8.76 74- 8.76 | 664004 | 364008 | |  5,0 | | | | |
| GL  5534419→5675804 GL 6  7070748→7182579 SL  →7182579 | 9.76- 2.79 | 664004 | 364008 | |  5,0 | 441027 | 341024 | |  2,5 |
| GL  5675805→ SL, GL 6  7182580→ S  →5852871 SR, GR  =  | 3.79- 88 3.79- 88 9.78- 80 3.79- 88 | 664017 ¹⁾ 633021 | 333020 | |  5,0  4,0 | 441027 | 341024 | |  2,5 |
| S  5852872→ GL 6 Export  5675806→5852671 | 80- | 633021 | 333020 | |  4,0 | 441027 | 341024 | |  2,5 |
| 104  | | | | | | | | | |
| ZL, ZS  →5534418 | 9.73- 77 | 664004 | 364008 | |  5,0 | | | | |
| ZL  5534419→5684481 ZS  5534419→5684067 ZA  5534419→5684441 | 77- 3.78 | 664004 | 364008 | |  5,0 | 441041 | 341039 | |  2,5 |
| ZL  5684482→ ZS  5684068→ ZA  5684442→ ZR, Z, ZS 2  =  | 4.78- 88 4.78- 88 4.78- 88 4.78- 88 | 664017 ¹⁾ 633021 | 333020 | |  5,0  4,0 | 441041 | 341039 | |  2,5 |
| 1)  | | | | | | | | | |

*Excel-G is a new name of SUPER
Excel-G ist der neue Name für SUPER
Excel-G est le nom nouveau pour SUPER


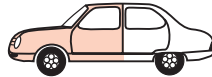

























































| MODEL FAHRZEUG MODELE | YEAR JAHR ANNEE | FRONT/VORNE/AVANT | | |  | REAR/HINTEN/ARRIERE | | |  |
|--|-----------------------|-------------------|---|--------------------------------|---|----------------------|------------------------------|--------------------------------|--|
| | | PREMIUM Oil | EXCEL-G* Twin-tube Gas | GAS-A-JUST Mono-tube Gas | | PREMIUM Oil | EXCEL-G* Twin-tube Gas | GAS-A-JUST Mono-tube Gas | |
| Peugeot (F) | | | | | | | | | |
| 106  | | | | | | | | | |
|  Exc. 1.6-16V | 91- 96 96- | 665067 | 365087 <u>375036</u>  SM1902 ¹⁾  SM1903 ²⁾ | |  1,1 | 441065 | 341101 | 551052 <u>241006</u> |  0,6 |
| 1.6-16V | 94- 96 96- | | 365087 <u>375036</u>  SM1902 ¹⁾  SM1903 ²⁾ | |  1,1 | | 341101 | 551052 <u>241006</u> |  0,6 |
| 1)  → 50265608 2)  50265609 → | | | | | | | | | |
| 204, 304    | | | | | | | | | |
| 204  | 2.70- 76 | 664006 | 364010 | |  | 441028 ³⁾ | 341025 ³⁾ | |  ⊥ |
| 304  | 2.70- 9.72 | 664006 | 364010 | |  | 441028 ³⁾ | 341025 ³⁾ | |  ⊥ |
| 304  | 10.72- 77 | 664006 | 364010 | |  | 441029 ⁴⁾ | 341026 ⁴⁾ | |  ⊥ |
| 304   4031501 → | 9.77- 82 | 664010 | 364011 | |  | 441029 ⁴⁾ | 341026 ⁴⁾ | |  ⊥ |
| 204, 304 Break, Fourgonette  | | | | | | | | | |
| 204  | 2.70- 9.72 | 664006 | 364010 | |  | 441028 ³⁾ | 341025 ³⁾ | |  ⊥ |
| 204  | 10.72- 76 | 664006 | 364010 | |  | 441029 ⁴⁾ | 341026 ⁴⁾ | |  ⊥ |
| 304  | 70- 9.74 | 664006 | 364010 | |  | 441029 ⁴⁾ | 341026 ⁴⁾ | |  ⊥ |
| 304   4031501 → | 10.74- 82 | 664010 | 364011 | |  | 441029 ⁴⁾ | 341026 ⁴⁾ | |  ⊥ |
| 3) 441028 341025  ← ! 4) 441029 341026  ← ! | | | | | | | | | |

















































| MODEL FAHRZEUG MODELE | YEAR JAHR ANNEE | FRONT/VORNE/AVANT | | |  L | REAR/HINTEN/ARRIERE | | |  L |
|---|-----------------------|----------------------|--|--|--|----------------------|------------------------------|--|--|
| | | PREMIUM Oil | EXCEL-G* Twin-tube Gas | GAS-A-JUST Mono-tube Gas | | PREMIUM Oil | EXCEL-G* Twin-tube Gas | GAS-A-JUST Mono-tube Gas | |
| Peugeot (F) | | | | | | | | | |
| 205 | | | | | | | | | |
|   XA, XAD Exc.GTi, CTi, Ralley, Turbo-Diesel | 83- | 633828 | 333828 324013 L 324012 R  ¹⁾  SM1900 |  3,5 | 443220 | 343229 354001 | 553138 |  1,1 | |
|  Rally, Turbo Diesel | 83- | |  SM1900 |  | 444091 | 344112 | 554065 |  1,1 | |
|  1.6 GTi, 1.9 GTi | 2.84- | 634011 L 634010 R | 334023 L 334022 R 324013 L 324012 R  ²⁾  SM1900 |  3,5 | 444091 | 344112 354001 | 554065 |  1,1 | |
|  CT, CJ | 86- 94 | 633828 | 333828 324013 L 324012 R  ¹⁾  SM1900 |  3,5 | 443220 | 343229 354001 | 553138 |  1,1 | |
|  CTi | 86- 94 | 633830 | 333830  SM1900 |  3,5 | 443220 | 343229 | 553138 |  1,1 | |
| 1) 324012 R/324013 L 2) 634010 R/634011 L, 334022 R/334023 L, 324012 R/324013 L | | | | | | | | | |
| 206  | | | | | | | | | |
| 1.1i Exc.  XA, Entreprise | 9.98- | 633931 | 333931  ¹⁾  SM1912 L  SM1913 R |  2,8 | 441110 | 341249 | |  0,6 | |
| 1.4i, 1.6i, 1.9D, 2.0HDI Exc.  Entreprise | 9.98- | 633930 L 633929 R | 333930 L 333929 R  SM1910 L  SM1911 R |  2,8 | 441110 | 341249 | |  0,6 | |
| Entreprise 1.4i XA, 1.9D Exc.  | 9.98- | 633930 L 633929 R | 333930 L 333929 R  SM1910 L  SM1911 R |  2,8 | 441111 | 341250 | |  0,6 | |
| 206 CC  | | | | | | | | | |
|  | 01- | | |  | | | |  0,6 | |



*Excel-G is a new name of SUPER
Excel-G ist der neue Name für SUPER
Excel-G est le nom nouveau pour SUPER





| MODEL FAHRZEUG MODELE | YEAR JAHR ANNEE | FRONT/VORNE/AVANT | | |  Ⓛ | REAR/HINTEN/ARRIERE | | |  Ⓛ |
|--|--------------------------|----------------------|--|--------------------------------|---|---------------------------------|------------------------------|--------------------------------|--|
| | | PREMIUM Oil | EXCEL-G* Twin-tube Gas | GAS-A-JUST Mono-tube Gas | | PREMIUM Oil | EXCEL-G* Twin-tube Gas | GAS-A-JUST Mono-tube Gas | |
| Peugeot (F) | | | | | | | | | |
| 305  | | | | | | | | | |
| GL, GLS, GR, S, SR, GLD, GRD, SRD  → 8870212 | 77- 82 | 664010 | 364011 | |  6,0 | 441042 | | |  ⊥ Ø |
| GL, GLS, GR, S, SR, GLD, GRD, SRD  8870213 → 8987000 | 82- 6.82 | 664010 | 364011 | |  6,0 | 441960 | 341960 | |  ⊥ Ø 2,5 |
| S, GL, GLS  8987001 → GR, SR  8987001 → 9524000 | 7.82- 86 | 633829 | 333829  SM1900 ¹⁾ | |  4,0 | 441960 | 341960 | |  ⊥ Ø 2,5 |
| S, GL, Automatic  9370001 → GR, SR  9524001 → | 86- 88 | 633829 | 333829  SM1900 ¹⁾ | |  4,0 | 441961 | 341961 | |  ⊥ Ø 2,5 |
| GLD, GRD, SRD  8987001 → | 7.82- 88 | 633829 | 333829  SM1900 ¹⁾ | |  4,0 | 441960 | 341960 | |  ⊥ Ø 2,5 |
| GT, GTX | 83- 88 | 633829 | 333829  SM1900 ¹⁾ | |  4,0 | 441961 | 341961 | |  ⊥ Ø 2,5 |
| 305  | | | | | | | | | |
|   → 8987000 | 78- 6.82 | 664010 | 364011 | |  6,0 | 441962 | 341962 | |  ⊥ Ø 2,0 |
|   8987001 → | 7.82- 89 | 633829 | 333829  SM1900 ¹⁾ | |  4,0 | 441962 | 341962 | |  ⊥ Ø 2,0 |
| 1)  9404640 → | | | | | | | | | |
| 306 | | | | | | | | | |
|  1.1  1.4 Exc. 175-70-  , 175-65-  | 93- 2.97 | 633839 L 633838 R | 333839 L 333838 R <u>323839 L</u> <u>323838 R</u>  SM1907 ¹⁾  SM1908 ²⁾ | |  1,5 | 441092 H/D 441093 | 341166 | 551060 <u>241008</u> |  ⊖ ⊖ 0,9 |
|  1.4  175-70-  , 175-65-  1.6, 1.8, 1.9D, 1.9TD   Exc. 2.0, 2.0-16V | 93- 2.97 94- 2.97 | 633839 L 633838 R | 333839 L 333838 R <u>323839 L</u> <u>323838 R</u>  SM1907 ¹⁾  SM1908 ²⁾ | |  1,5 | 441093 | 341166 | 551060 <u>241008</u> |  ⊖ ⊖ 0,9 |
| 1) ⊖ ⊕ 2) ⊕ ⊕ | | | | | | | | | |




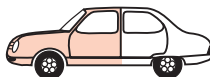
| MODEL FAHRZEUG MODELE | YEAR JAHR ANNEE | FRONT/VORNE/AVANT | | |  | REAR/HINTEN/ARRIERE | | |  |
|---|--------------------------|----------------------|--|--|---|---------------------|------------------------------|---|---|
| | | PREMIUM Oil | EXCEL-G* Twin-tube Gas | GAS-A-JUST Mono-tube Gas | | PREMIUM Oil | EXCEL-G* Twin-tube Gas | GAS-A-JUST Mono-tube Gas | |
| Peugeot (F) | | | | | | | | | |
| 306 | | | | | | | | | |
|  1.4 Exc. 175-70-  | 3.97- 01 | 633839 L 633838 R | 333839 L 333838 R <u>323839 L</u> <u>323838 R</u>  SM1907 ¹⁾  SM1908 ²⁾ |  1,5 | 441092 H/D 441093 | 341166 | 551060 <u>241008</u> |   0,9 | |
|  1.4  175-70-  1.6, 1.8, 1.9D, 1.9TD   Exc. 2.0, 2.0-16V | 3.97- 01 3.97- 01 | 633839 L 633838 R | 333839 L 333838 R <u>323839 L</u> <u>323838 R</u>  SM1907 ¹⁾  SM1908 ²⁾ |  1,5 | 441093 | 341166 | 551060 <u>241008</u> |   0,9 | |
|  2.0, 2.0 -16V | 93- 2.97 3.97- 01 | | 333839 L 333838 R <u>323839 L</u> <u>323838 R</u>  SM1907 ¹⁾  SM1908 ²⁾ |  1,5 | 441093 | 341166 | 551060 <u>241008</u> |   0,9 | |
|   | 93- 2.97 3.97- | | 333839 L 333838 R <u>323839 L</u> <u>323838 R</u>  SM1907 ¹⁾  SM1908 ²⁾ |  1,5 | 441093 | 341166 | 551060 <u>241008</u> |   0,9 | |
|   | 3.97- | | 333839 L 333838 R <u>323839 L</u> <u>323838 R</u>  SM1907 ¹⁾  SM1908 ²⁾ |  1,5 | 441093 | 341166 | 551060 <u>241008</u> |   0,9 | |
|   | 94- 2.97 3.97- | | 333839 L 333838 R <u>323839 L</u> <u>323838 R</u>  SM1907 ¹⁾  SM1908 ²⁾ |  1,5 | 441093 | 341166 | 551060 <u>241008</u> |   0,9 | |















































1)  

2)  

- 1)
2)

*Excel-G is a new name of SUPER
Excel-G ist der neue Name für SUPER
Excel-G est le nom nouveau pour SUPER


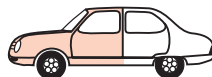

























































| MODEL FAHRZEUG MODELE | YEAR JAHR ANNEE | FRONT/VORNE/AVANT | | |  | REAR/HINTEN/ARRIERE | | |  |
|---|-----------------------|----------------------|---|--------------------------------|---|---------------------|--|--------------------------------|--|
| | | PREMIUM Oil | EXCEL-G* Twin-tube Gas | GAS-A-JUST Mono-tube Gas | | PREMIUM Oil | EXCEL-G* Twin-tube Gas | GAS-A-JUST Mono-tube Gas | |
| Peugeot (F) | | | | | | | | | |
| 309 | | | | | | | | | |
|  Exc. GT, GT injection, Turbo Diesel, 1.9SR | 85- 93 | 633830 | 333830 | |  3,0 | 443220 | 343229 | 553138 |  0,6 |
| | | |  SM1900 | | | | | | |
| GT, GT injection, Turbo Diesel, 1.9 SR | 85- 93 | 634011 L 634010 R | 334023 L 334022 R 324013 L 324012 R | |  3,0 | 443220 | 343229 354001 | 553138 |  0,6 |
| | | |  SM1900 | | | | | | |
| 404 | | | | | | | | | |
|  5065744→ | 66- 75 | 663046 | | |  | 444077 | | |  |
|   | 67- 76 | 663046 | | |  | | | | |
|  U 8, U 10 | 66- 76 | 663046 | | |  | 445021 | | |  |
| 405 | | | | | | | | | |
|  Exc. MI 16, GRI, SRI,  | 87- 96 | 633829 | 333829 324014 | |  3,0 | 441066 | 341102 351014 | 551053 |  0,6 |
| | | |  SM1914 ¹⁾  SM1901 ²⁾  913112 ⁴⁾  SM1904 ³⁾ | | | | | | |
|  MI 16, GRI, SRI Exc.  | 87- 96 | | 333829 324014 | |  3,0 | 441066 | 341102 351014 | 551053 |  0,6 |
| | | |  SM1914 ¹⁾  SM1901 ²⁾  913112 ⁴⁾  SM1904 ³⁾ | | | | | | |
|   Exc.  | 87- 96 | 633829 | 333829 324014 | |  3,0 | | OE =  | | |
| | | |  SM1914 ¹⁾  SM1901 ²⁾  913112 ⁴⁾  SM1904 ³⁾ | | | | | | |
| 1)  → S8026754 2)  S8026755→ 6.92 3)  7.92→ 4) 324014 | | | | | | | | | |



| MODEL FAHRZEUG MODELE | YEAR JAHR ANNEE | FRONT/VORNE/AVANT | | | | REAR/HINTEN/ARRIERE | | | |
|---|--|----------------------|------------------------------|--------------------------------|---------|---------------------|------------------------------|--------------------------------|---------|
| | | PREMIUM Oil | EXCEL-G* Twin-tube Gas | GAS-A-JUST Mono-tube Gas | | PREMIUM Oil | EXCEL-G* Twin-tube Gas | GAS-A-JUST Mono-tube Gas | |
| Peugeot (F) | | | | | | | | | |
| 406 Exc. | | | | | | | | | |
| 1.6 1.8 1.8-16V 1.9 D 1.9 TD → 7664 2.0 → 7664 2.0-16V → 7664 Exc. | 11.95- 5.97- 11.95- 11.95- 1.96- 11.95- 10.96- | 633928 L 633927 R | 333928 L 333927 R | | 1,7 | 441102 | 341229 | | 1,0 |
| | | | | | | | | | |
| 1.9 TD 7665 → 2.0 7665 → 2.0-16V 7665 → 2.0 Turbo 2.1 TD 3.0 V6 Exc. | 4.96- 1.96- 10.96- | 633926 L 633925 R | 333926 L 333925 R | | 1,7 | 441102 | 341229 | | 1,0 |
| | | | | | | | | | |
| 2.0 HDI Exc. | 2.99- | 633926 L 633925 R | 333926 L 333925 R | | 1,7 | 441102 | 341229 | | 1,0 |
| | | | | | | | | | |
| | 11.95- | | | | 1,7 | 441104 | 341231 | | 1,0 |
| | | | | | | | | | |
| 1.8-16V, 2.0-16V, 3.0-V6 Exc. | 3.97- | 633926 L 633925 R | 333926 L 333925 R | | 1,7 | 441103 | 341230 | | 1,0 |
| | | | | | | | | | |
| 1.8 1.8-16V 1.9 D → 7664 1.9 TD → 7664 2.0-16V → 7664 Exc. | 5.97- 10.96- 10.96- 10.96- 10.96- | 633928 L 633927 R | 333928 L 333927 R | | 1,7 | 441104 | 341231 | | 1,0 |
| | | | | | | | | | |
| 1.9 D 7665 → 1.9 TD 7665 → 2.0-16V 7665 → 2.0 Turbo 2.1 TD 3.0-V6 Exc. | - - - 10.96- 10.96- 10.96- | 633926 L 633925 R | 333926 L 333925 R | | 1,7 | 441104 | 341231 | | 1,0 |
| | | | | | | | | | |
| 2.0 HDI Exc. | 2.99- | 633926 L 633925 R | 333926 L 333925 R | | 1,7 | 441104 | 341231 | | 1,0 |
| | | | | | | | | | |
| | 10.96- | | | | 1,7 | 441104 | 341231 | | 1,0 |
| | | | | | | | | | |

*Excel-G is a new name of SUPER
 Excel-G ist der neue Name für SUPER
 Excel-G est le nom nouveau pour SUPER


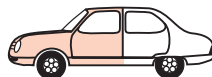






































| MODEL FAHRZEUG MODELE | YEAR JAHR ANNEE | FRONT/VORNE/AVANT | | |  | REAR/HINTEN/ARRIERE | | |  |
|---|----------------------------|--|------------------------------|--------------------------------|---|---------------------|------------------------------|--------------------------------|--|
| | | PREMIUM Oil | EXCEL-G* Twin-tube Gas | GAS-A-JUST Mono-tube Gas | | PREMIUM Oil | EXCEL-G* Twin-tube Gas | GAS-A-JUST Mono-tube Gas | |
| Peugeot (F) | | | | | | | | | |
| 504  | | | | | | | | | |
| GL, GLD, Ti  →2181356 | 68- 76 | 664007 | | |  5,8 | 444036 | 344004 | 554032 |  0,8 |
| L, LD  →2181356 | 73- 76 | 664007 | | |  5,8 | 444037 | | 554033 |  0,8 |
| GLD, Ti  2181357→ GL  2181357→3972015 | 76- 80 76- 85 | 664008 | 364002 | |  5,8 | 444036 | 344004 | 554032 |  0,8 |
| L, LD  2181357→ GR, SR, GRD  →3972015 SRD  =  | 76- 80 80- 85 80- 83 | 664008 | 364002 | |  5,8 | 444037 | | 554033 |  0,8 |
| GL  3972016→ | 85- | 664018 ¹⁾ 664008 ²⁾ | 364002 ²⁾ | |  5,8 | 444036 | 344004 | 554032 |  0,8 |
| GR, SR, GRD  3972016→ | 85- | 664018 ¹⁾ 664008 ²⁾ | 364002 ²⁾ | |  5,8 | 444037 | | 554033 |  0,8 |
| 504   | | | | | | | | | |
|   →2085065 | 68- 76 | 664007 | | |  5,8 | 444036 | 344004 | 554032 |  0,8 |
|   2085066→ | 76- 83 | 664008 | 364002 | |  5,8 | 444036 | 344004 | 554032 |  0,8 |
| 504  | | | | | | | | | |
| L, LD, GL, GLD  →2181356 | 72- 76 | 664007 | | |  5,8 | 441963 | | |  0,8 |
| GL, GLD  2181357→ L, LD  2181357→3972015 GR, GRD  2181357→3972015 | 76- 80 76- 85 76- 85 | 664008 | 364002 | |  5,8 | 441963 | | |  0,8 |
| L, LD, GR, GRD  3972016→ | 85- | 664018 ¹⁾ 664008 ²⁾ | 364002 ²⁾ | |  5,8 | 441963 | | |  0,8 |
| 505  | | | | | | | | | |
| GL, GR, SR, STi, Turbo-injection GLD, GRD, SRD, SRD Turbo  →1469621 | 79- 83 | 664018 | | |  6,0 | 444036 | 344004 | 554032 |  0,8 |
| 1) Exc.  = SHORT 2)  = SHORT  Lmax =190 mm  Lmax =180 mm | | | | | | | | | |



| MODEL FAHRZEUG MODELE | YEAR JAHR ANNEE | FRONT/VORNE/AVANT | | | | REAR/HINTEN/ARRIERE | | | |
|---|-----------------------|--|------------------------------|--------------------------------|---------|---------------------|------------------------------|--------------------------------|---------|
| | | PREMIUM Oil | EXCEL-G* Twin-tube Gas | GAS-A-JUST Mono-tube Gas | | PREMIUM Oil | EXCEL-G* Twin-tube Gas | GAS-A-JUST Mono-tube Gas | |
| Peugeot (F) | | | | | | | | | |
| 505 | | | | | | | | | |
| GL, SL, GR, SR, Ti, STi, GTi, GLD, GRD, SRD, SRD Turbo, GTD Turbo, GRD Turbo 1469622→1845000 Turbo-injection 1469622→1887751 | 83- 85 83- 86 | 664018 ¹⁾ 664008 ²⁾ | 364002 ²⁾ | | 6,0 | 444036 | 344004 | 554032 | 0,8 |
| GL, SL, GR, SR, GTi, GLD, GRD, SRD, SRD Turbo, GTD Turbo, GRD Turbo 1845001→ Turbo-injection Exc. ABS 1887752→ | 86- 86- | 665065 | | | 6,0 | 444036 | 344004 | 554032 | 0,8 |
| Turbo-injection ABS 1965001→ | 87- | | | | 6,0 | 444036 | 344004 | 554032 | 0,8 |
| 505 | | | | | | | | | |
| GL, GLD | 82- 83 | 664008 | 364002 | | 6,0 | 444088 | | | 0,8 |
| GR, SR, GRD, SRD GL, GTi, GLD, GTD Turbo →1845000 | 82- 86 84- 86 | 664018 ¹⁾ 664008 ²⁾ | 364002 ²⁾ | | 6,0 | 444088 | | | 0,8 |
| GL, GR, GTi, GLD, GRD, GTD, GTD Turbo, GRD Turbo 1845001→ | 86- | 665065 | | | 6,0 | 444088 | | | 0,8 |
| 1) Exc. = SHORT Lmax = 190 mm 2) = SHORT Lmax = 180 mm | | | | | | | | | |
| 604 | | | | | | | | | |
| SL, Ti, STi, Turbo Diesel →6648440 | 74- 3.82 | 664018 | | | 6,0 | 444036 | 344004 | 554032 | 1,8 |
| Ti, STi, GRD, SRD, Turbo-Diesel 6648441→ | 4.82- 86 | 664008 | 364002 | | 6,0 | 444036 | 344004 | 554032 | 1,8 |
| 605 | | | | | | | | | |
| Exc. | 89- 95 | 633903 L 633902 R | 333903 L 333902 R | | 1,4 | 441088 | 341195 | | 3,0 |
| Exc. | 95- 99 | 633961 L 633960 R | 333961 L 333960 R | | 1,4 | 441088 | 341195 | | 3,0 |

*Excel-G is a new name of SUPER
Excel-G ist der neue Name für SUPER
Excel-G est le nom nouveau pour SUPER


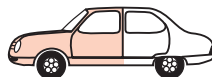




| MODEL FAHRZEUG MODELE | YEAR JAHR ANNEE | FRONT/VORNE/AVANT | | |  | REAR/HINTEN/ARRIERE | | |  |
|---|-----------------------|-------------------|------------------------------|---|---|----------------------|------------------------------|--|---|
| | | PREMIUM Oil | EXCEL-G* Twin-tube Gas | GAS-A-JUST Mono-tube Gas | | PREMIUM Oil | EXCEL-G* Twin-tube Gas | GAS-A-JUST Mono-tube Gas | |
| Peugeot (F) | | | | | | | | | |
| 806 | | | | | | | | | |
|  | 94- 1.98 | 634927 | 334927 |   SM1916 L  SM1917 R |  2,3 | 443277 ¹⁾ | 343296 ¹⁾ |   1,6 | |
|  | 1.98- 8.00 | 634927 | 334927 |   SM1916 L  SM1917 R |  2,3 | 443303 ²⁾ | 343321 ²⁾ |   1,6 | |
|  | 9.00- | 634927 | 334927 |   SM1916 L  SM1917 R |  2,3 | 443303 ²⁾ | 343321 ²⁾ |   1,6 | |
| Peugeot Commercial (F) | | | | | | | | | |
| 504  | | | | | | | | | |
|   → 3610000 | 79- 82 | 665062 | | |  | 445021 | |   0,8 | |
|   3610001 → | 82- | | | |  | 445021 | |   0,8 | |
| Boxer | | | | | | | | | |
|  ,   Incl.  Exc. H/D, Camping Car | 94- | 635852 | |   SM1920 L  SM1921 R |  | | 344283 |   | |
|   Exc. H/D, Camping Car | 94- | 635853 | |   SM1920 L  SM1921 R |  | | 345021 |   | |
| Expert | | | | | | | | | |
|  | 96- 8.97 | 634928 | 334928 |   SM1916 L  SM1917 R |  | 441106 ¹⁾ | 341238 ¹⁾ |   | |
|  | 9.97- 8.00 | 634928 | 334928 |   SM1916 L  SM1917 R |  | 441107 ²⁾ | 341239 ²⁾ |   | |
|  | 9.00- | 634928 | 334928 |   SM1918 L  SM1919 R |  | 441107 ²⁾ | 341239 ²⁾ |   | |
| 1)  L max. = 370mm 2)  L max. = 400 mm | | | | | | | | | |


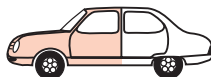

















































| MODEL FAHRZEUG MODELE | YEAR JAHR ANNEE | FRONT/VORNE/AVANT | | | | REAR/HINTEN/ARRIERE | | | |
|-----------------------------------|-----------------------|----------------------|--|--------------------------------|-----|---------------------|------------------------------|--------------------------------|-----|
| | | PREMIUM Oil | EXCEL-G* Twin-tube Gas | GAS-A-JUST Mono-tube Gas | | PREMIUM Oil | EXCEL-G* Twin-tube Gas | GAS-A-JUST Mono-tube Gas | |
| Peugeot Commercial (F) | | | | | | | | | |
| J 5 | | | | | | | | | |
| Incl. → 0244300 Exc. 1800kg | 81- 85 | 635850 | | | 2,7 | 445022 | | | 0,7 |
| Exc. 0244301 → Exc. 1800kg | 85- 94 | 635851 | | | 2,7 | 445022 | | | 0,7 |
| 0244301 → 0327500 Exc. 1800kg | 85- 87 | 635851 | | | 2,7 | 445022 | | | 0,7 |
| 0327501 → Exc. 1800kg | 87- 94 | 635851 | | | 2,7 | | | | |
| J7 | | | | | | | | | |
| Fourgon | 66- 80 | 441060 | | | 3.0 | 443237 | | | 1.4 |
| J9 | | | | | | | | | |
| Fourgon → 4161496 | 79- 86 | 441060 | | | 3,0 | 443237 | | | 1,4 |
| Fourgon 4161497 → | 86- 94 | | | | | 443237 | | | 1,4 |
| Partner | | | | | | | | | |
| 475kg 600kg | 96- | 633839 L 633838 R | 333839 L 333838 R | | | 441105 | 341237 | | |
| | | | SM1905 ¹⁾ SM1906 ²⁾ | | | | | | |
| 800kg | 96- | | 333839 L 333838 R | | | 441105 | 341237 | | |
| | | | SM1905 ¹⁾ SM1906 ²⁾ | | | | | | |
| 1) 2) | | | | | | | | | |

*Excel-G is a new name of SUPER
Excel-G ist der neue Name für SUPER
Excel-G est le nom nouveau pour SUPER


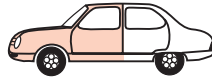


| MODEL FAHRZEUG MODELE | YEAR JAHR ANNEE | FRONT/VORNE/AVANT | | |  | REAR/HINTEN/ARRIERE | | |  |
|--|-----------------------|-------------------|--|--------------------------------|--|---------------------|------------------------------|--------------------------------|---|
| | | PREMIUM Oil | EXCEL-G* Twin-tube Gas | GAS-A-JUST Mono-tube Gas | | PREMIUM Oil | EXCEL-G* Twin-tube Gas | GAS-A-JUST Mono-tube Gas | |
| Plymouth (US) ⇒ Chrysler (US) | | | | | | | | | |
| | | | | | | | | | |
| Pontiac (US) ⇒ General Motors (US) | | | | | | | | | |
| | | | | | | | | | |
| Porsche (D) | | | | | | | | | |
| 911, 911 S, Carrera RS (Series E) | 9.71- 74 | | 361004 | | □ 2,5 | | | 554015 | ⊥ ⊖ 0,5 |
| 914 | 7.69- 76 | | 361004 | | □ | | | 551004 | ⊥ ⊖ |
| 924 Exc. ⊕ sports drive | 76- 7.84 | 663005 | 363014 | | □ 1,4 | | | 553013 | ⊖ ⊖ 0,6 |
| 928 | 4.77- | | | | | | | | |
| 944 | 81- 7.84 | 663005 | 363014 | | □ 1,4 | | | 553013 | ⊖ ⊖ 0,6 |
| Proton (MA) | | | | | | | | | |
| Coupé | | | | | | | | | |
| 1.8 | 97- | | 334098L ¹⁾ 334097R ¹⁾ | | ⊕ | | 341140 | | ⊥ ⊖ |
| ¹⁾ 334097: O.E.= PW530084, PW530144, PW530242, PW530244, 334098: O.E.= PW530083, PW530143, PW530241, PW530243 | | | | | | | | | |



| MODEL FAHRZEUG MODELE | YEAR JAHR ANNEE | FRONT/VORNE/AVANT | | |   | REAR/HINTEN/ARRIERE | | |   |
|--|-----------------------|--|--|--------------------------------|--|---------------------|------------------------------|------------------------------------|--|
| | | PREMIUM Oil | EXCEL-G* Twin-tube Gas | GAS-A-JUST Mono-tube Gas | | PREMIUM Oil | EXCEL-G* Twin-tube Gas | GAS-A-JUST Mono-tube Gas | |
| Proton (MA) | | | | | | | | | |
| Persona Compact, 300 Series  | | | | | | | | | |
| 1.3, 1.5 (C96, C97) | 97- | | 333225 L 333224 R | |  | | 341140 | |  |
| 1.6 (C98) | 97- | | 334098 L 334097 R | |  | | 341140 | |  |
| Persona, 400 Series   | | | | | | | | | |
| 1.3, 1.5 (C96, C97) | 93-11.95 | | 333125 L ¹⁾ 333124 R ¹⁾ | |  | 441085 | 341140 | |  |
| 1.6 (C98) | 93-11.95 | | 334073 L ²⁾ 334072 R ²⁾ | |  | 441085 | 341140 | |  |
| 1.3, 1.5 (C96, C97) | 12.95- | | 333225 L ³⁾ 333224 R ³⁾ | |  | | 341140 | |  |
| 1.6, 1.8, 2.0D (C98, C99, C95) | 12.95- | | 334098 L ⁴⁾ 334097 R ⁴⁾ | |  | | 341140 | |  |
| Saga, Proton, Proton MPI   | | | | | | | | | |
| 1.3, 1.5 | 85- 96 | 633040 | 333024 | |  | 443250 | 343232 | 553165 |  |
| ¹⁾ 333124: O.E.= MB891074, 333125: O.E.= MB 891073 ²⁾ 334072: O.E.= MB891746, 334073: O.E.= MB 891745 ³⁾ 333224: O.E.= PW530076, PW530078, PW530080, PW530082, 333225: O.E.= PW530075, PW530077, PW530079, PW530081 ⁴⁾ 334097: O.E.= PW530084, PW530144, PW530242, PW530244, 334098: O.E.= PW530083, PW530143, PW530241, PW530243 | | | | | | | | | |
| Renault (F) | | | | | | | | | |
| Clio I (375*, 557*, 657*, B57*, C 57*, S57*) | | | | | | | | | |
| 1.1 | 90- 7.97 | 633824 ⁹⁾  915506  SM1504 | 333824 ⁹⁾ | |  2,2 | | 341148 | 551054▼ 551803 |  0,7 |
| 1.2 1.4 | 90- 7.97 | 633824 ⁹⁾  915506  SM1504 ¹⁰⁾  SM1503 ¹¹⁾ 633825 ⁹⁾  915506  SM1504 ¹⁰⁾  SM1503 ¹¹⁾ | 333824 ⁹⁾  915506  SM1504 ¹⁰⁾  SM1503 ¹¹⁾ 333825 ⁹⁾  915506  SM1504 ¹⁰⁾  SM1503 ¹¹⁾ 323825 ⁹⁾ | |  2,2 | | 341148 | 551054▼ 551803 <u>241009</u> |  0,7 |
| 1.7, 1.8, 1.9 D Exc. 1.8 RSi, 1.8-16 V | 90- 7.97 | 633825 ⁹⁾  915506  SM1503 | 333825 ⁹⁾  915506  SM1503 323825 ⁹⁾ | |  2,2 | | 341148 | 551054▼ 551803 <u>241009</u> |  0,7 |

*Excel-G is a new name of SUPER
Excel-G ist der neue Name für SUPER
Excel-G est le nom nouveau pour SUPER



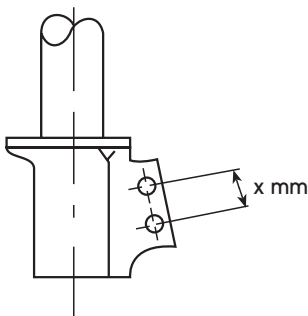
| MODEL FAHRZEUG MODELE | YEAR JAHR ANNEE | FRONT/VORNE/AVANT | | | | REAR/HINTEN/ARRIERE | | | |
|-----------------------------|-----------------------|-------------------|------------------------------|--------------------------------|--|---------------------|------------------------------|--------------------------------|--|
| | | PREMIUM Oil | EXCEL-G* Twin-tube Gas | GAS-A-JUST Mono-tube Gas | | PREMIUM Oil | EXCEL-G* Twin-tube Gas | GAS-A-JUST Mono-tube Gas | |

Renault (F)

Clio I (375*, 557*, 657*, B57*, C 57*, S57*)

| | | | | | | | | |
|--|----------|----------------------|---|---------|--|--------|-----------------------------|---------|
| 1.8 RSi (357E, 357V, C579, C57H) Exc. 1.8-16V | 90- 7.97 | | 333825 ⁹⁾ 323825 ⁹⁾ | 2,2 | | | 551054▼ 551803 241009 | 0,7 |
| 1.2 1.4 | 7.97- 98 | 633824 ⁹⁾ | 333824 ⁹⁾ 633706 ⁹⁾ 333706 ⁹⁾ | 2,2 | | 341148 | 551054▼ 551803 241009 | 0,7 |
| 1.8, 1.9 D Exc. 1.8 RSi, 1.8-16 V | 7.97- 98 | 633706 ⁹⁾ | 333706 ⁹⁾ | 2,2 | | 341148 | 551054▼ 551803 241009 | 0,7 |
| 1.8 RSi (357V, C57H) Exc. 1.8-16 V | 7.97- 98 | | 333706 ⁹⁾ | 2,2 | | | 551054▼ 551803 241009 | 0,7 |
| 1.8-16 V (C575, C57D) | 90- 98 | | 333849 ⁹⁾ 323849 | 2,2 | | | 551068▼ 551809 241010 | 0,7 |
| 2.0-16 V Williams (C57M) | 90- 98 | | | | | | 551068▼ 551809 241010 | 0,7 |
| = Electric (357W, 557W) | 90- 7.97 | 633825 ⁹⁾ | 333825 ⁹⁾ | 2,2 | | | | |
| = Electric (357W, 557W) | 7.97- 98 | 633706 ⁹⁾ | 333706 ⁹⁾ | 2,2 | | | | |

9)




































































10) SM1504; 1.2L
11) SM1503; 1.4L

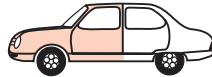
| X = | KYB O.E. = | 333824 633824 | 633825 | 333825 323825 | 633706 | 333706 | 333849 323849 |
|-------|---------------|------------------|--------|------------------|--------|--------|------------------|
| 52 mm | 7700 808 490 | ○ | | | | | |
| | 7700 816 045 | ○ | | | | | |
| | 7700 823 130 | ○ | | | | | |
| | 7700 828 680 | ○ | | | | | |
| | 7700 838 084 | ○ | | | | | |
| 54 mm | 7700 808 491 | | ○ | ○ | | | |
| | 7700 808 492 | | ○ | ○ | | | |
| | 7700 816 046 | | ○ | ○ | | | |
| | 7700 823 129 | | ○ | ○ | | | |
| | 7700 823 131 | | ○ | ○ | | | |
| | 7700 828 681 | | ○ | ○ | | | |
| | 7700 828 682 | | ○ | ○ | | | |
| | 7700 838 083 | | ○ | ○ | | | |
| | 7700 838 086 | | ○ | ○ | | | |
| | 7700 838 087 | | ○ | ○ | | | |
| | 7700 828 683 | | | ○ | | | |
| | 7700 838 088 | | | ○ | | | |
| | 7700 828 684 | | | | | | ○ |
| | 7700 838 085 | | | | | | ○ |
| 58 mm | 7700 423 726 | | | | ○ | ○ | |
| | 7700 423 727 | | | | ○ | ○ | |
| | 7700 423 729 | | | | | ○ | |














































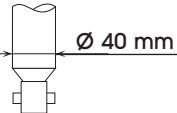
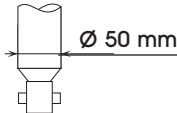
*Excel-G is a new name of SUPER
Excel-G ist der neue Name für SUPER
Excel-G est le nom nouveau pour SUPER



























































































| MODEL FAHRZEUG MODELE | YEAR JAHR ANNEE | FRONT/VORNE/AVANT | | |   | REAR/HINTEN/ARRIERE | | |   |
|--|-----------------------|-------------------|---|---|--|---------------------|------------------------------|--|--|
| | | PREMIUM Oil | EXCEL-G* Twin-tube Gas | GAS-A-JUST Mono-tube Gas | | PREMIUM Oil | EXCEL-G* Twin-tube Gas | GAS-A-JUST Mono-tube Gas | |
| Renault (F) | | | | | | | | | |
| Clio II (BB0*, CB0*, SB0*) | | | | | | | | | |
| 1.2 | 98- | 633707 | 333707  SM1507 |  | | 343289 | |  | |
| 1.4, 1.6, 1.9D, 1.9 dTi Exc. Sport sus., 1.6-16V | 98- | 633708 | 333708  SM1507 |  | | 343289 | |  | |
| 1.4, 1.6, 1.9D, 1.9 dTi  Sport sus. | 98- | | 333708 OE=7700 428 115  SM1507 |  | | | 553225 OE=7700 435 651 |  | |
| 1.6-16V (CB0T) | 98- | | 333708  SM1507 |  | | | 553225 |  | |
| Espace   | | | | | | | | | |
| J112  T005813 →T036434 J115  →T028296 J117  →T003258 S112  →T000620 S115  →T000841 | 11.84-12.87 | 441080 | |   | 443270 | 343266 | |  0,8 | |
| J112  T036435 →/K000001 → J115  T028297 → J116  T000001 →/K000001 → J117  T003259 → S112  T000621 → S115  T000842 → | 1.88- 3.91 | 441069 | 341110 |   3,4 | 443270 | 343266 | |  0,8 | |
| 2.0, 2.2, 2.1TD, 2.9-V6, 3.0-V6 (J63) Exc.  | 4.91- 1.97 | 441069 | 341110 |   1,6 | 443270 | 343266 | |  0,8 | |
|    = 2.70 m 2.0, 1.9D (JEOA, JEON, JEOM) | 96- | | 334960 |  | | | 553218 |  | |
|    = 2.87 m 2.0 (JEOA, JEON) | 96- | | 334960 |  | | | 553219 |  | |
|    = 2.70 m 2.2D, 3.0 V6 (JEOD, JOE, JOEH, JEOP) | 96- | | 334960 |  | | | 553219 |  | |
|    = 2.87 m 2.2D, 3.0 V6 (JEOD, JOE, JOEH, JEOP) | 96- | | 334960 |  | | | |  | |
|    = 2.70 m 2.0, 1.9D, 2.2D, 3.0 V6 (JEOA, JEOD, JOE, JOEH, JEOM, JEON, JEOP) | 96- | | 334960 |  | | | 553218 |  | |

*Excel-G is a new name of SUPER
Excel-G ist der neue Name für SUPER
Excel-G est le nom nouveau pour SUPER



| MODEL FAHRZEUG MODELE | YEAR JAHR ANNEE | FRONT/VORNE/AVANT | | |   | REAR/HINTEN/ARRIERE | | |   |
|---|-----------------------|-----------------------|------------------------------|--------------------------------|--|---------------------|------------------------------|--|--|
| | | PREMIUM Oil | EXCEL-G* Twin-tube Gas | GAS-A-JUST Mono-tube Gas | | PREMIUM Oil | EXCEL-G* Twin-tube Gas | GAS-A-JUST Mono-tube Gas | |
| Renault (F) | | | | | | | | | |
| Espace  ,  | | | | | | | | | |
|   = 2.87 m 2.0, 2.2D, 3.0 V6 (JEOA, JEOE, JEOH, JEON, JEOP) | 96- | | 334960 | |  | | | |   |
|   = 2.70 m 3.0 V6 (JEOG) | 96- | OE= 60 25 314 853/854 | | |  | OE= 60 25 308 763 | | |   |
|   = 2.87 m 3.0 V6 (JEOG) | 96- | OE= 60 25 314 853/854 | | |  | OE= 60 25 314 022 | | |   |
|   = 2.70 m 3.0 V6 (JEOG) | 96- | OE= 60 25 314 853/854 | | |  | OE= 60 25 314 020 | | |   |
| Fuego | | | | | | | | | |
| TL, GTL, GTS, GTX (R-1360/1361/1362/1363/1365/1366) | 80- 85 | 441052 | 341047 | |  1,6 | 443206 | 343180 | 553150 |  1,4 |
| Kangoo  | | | | | | | | | |
|  (FC0 Series) Exc. Cu +,  | 97- | 633848 | 333848 | |  | | | 551072 ¹⁾ ▼ 551810 ¹⁾ |   |
| Cu +  (FC0 Series) Exc.  | 97- | 633848 | 333848 | |  | | | 551073 ²⁾ ▼ 551811 ²⁾ |   |
|   (FC0 Series)  | 97- | | | |  | | | 551073 ²⁾ ▼ 551811 ²⁾ |   |
| <div><div>1)  Ø 40 mm</div><div>2)  Ø 50 mm</div></div> | | | | | | | | | |


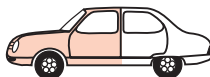
Renault (F)
























































| | | | | | | | | |
|--|-------------------|----------------------|--|--|--|--|-------------------|--|
| 1.8 (B56A, B56B, B56S, B56Z) 2.0 (B56C, B56H, B56N) Exc. 2.0S | 1) 12.93- 4.95 | 634802 ²⁾ | 334802 ²⁾  MB1901 |  1,7 | | | 551062▼ 551805 |  0,7 |
|  1.8 (B56A, B56B, B56S, B56T, B56Z) | 1) 4.95- 3.01 | 634802 ²⁾ | 334802 ²⁾  MB1901 |  1,7 | | | 551062▼ 551805 |  0,7 |
|     1.8 (B560, B56B, B56S, B56T) | 1) 4.95- 3.01 | 634802 ²⁾ | 334802 ²⁾  MB1901 |  1,7 | | | 551062▼ 551805 |  0,7 |
|      1.8 (B560, B56B, B56S, B56T) | 1) 4.95- 3.01 | 634807 ³⁾ | 334807 ³⁾  MB1901 |  1,7 | | | 551062▼ 551805 |  0,7 |
| 2.0 Exc. 2.0S (B56C, B56L)  (B56C)     (B56C)      (B56H)     (B56H)     (B56L)      (B56L)      (B56N)      (B56N)      | 1) 4.95- 3.01 | 634802 ²⁾ | 334802 ²⁾  MB1901 |  1,7 | | | 551062▼ 551805 |  0,7 |
| 2.0 Exc. 2.0S (B56C)      (B56H)     (B56L)      (B56L)      | 1) 4.95- 3.01 | 634807 ³⁾ | 334807 ³⁾  MB1901 |  1,7 | | | 551062▼ 551805 |  0,7 |
| 2.0S (B56D, B56M) 2.2 D/TD (B562, B566, B569, B56F) 3.0 (B56E, B56R) | 12.93- 3.01 | 634802 ²⁾ | 334802 ²⁾  MB1901 |  1,7 | | | 551062▼ 551805 |  0,7 |

| | Model Type | -4.95 | 4.95- |
|---------|------------|----------------------|---------------------|
| 1800 cc | B 560 | | S000001 →, E000001→ |
| | B 56A | → S023509 | S023510 →, E000001→ |
| | B 56B | → S060991, → E060293 | S060992 →, E060294→ |
| | B 56S | → S003274, → E012489 | S003275 →, E012490→ |
| | B 56T | | S000001 →, E000001→ |
| | B 56Z | → S000011 | S000012 →, E000001→ |
| 2000 cc | B 56C | → S059001, → E036671 | S059002 →, E036672→ |
| | B 56H | → S010453 | S010454 →, E000001→ |
| | B 56L | | S000001 →, E000001→ |
| | B 56N | → S001608 | S001609 →, E000001→ |











































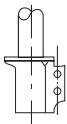
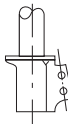
| Ø | W | KYB |
|-------|-------|----------------|
| 16 mm | 34 mm | 634802, 334802 |
| 14 mm | 24 mm | 634807, 334807 |

163


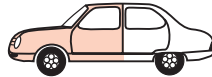













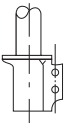
































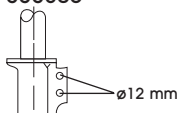
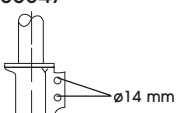
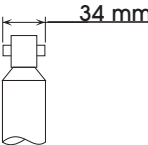
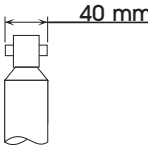



| MODEL FAHRZEUG MODELE | YEAR JAHR ANNEE | FRONT/VORNE/AVANT | | |   | REAR/HINTEN/ARRIERE | | |   |
|--|-----------------------|-------------------|---|---|--|---------------------|---|--|--|
| | | PREMIUM Oil | EXCEL-G* Twin-tube Gas | GAS-A-JUST Mono-tube Gas | | PREMIUM Oil | EXCEL-G* Twin-tube Gas | GAS-A-JUST Mono-tube Gas | |
| Renault (F) | | | | | | | | | |
| Laguna  Exc.  | | | | | | | | | |
|  | 95- 3.01 | 634802 | 334802  MB1901 |  1,7 | | | 551067▼ 551808 Exc.  |  0,7 | |
| Laguna    | | | | | | | | | |
|  | 12.93- 3.01 | | 334802  MB1901 |  1,7 | | | 551067▼ 551808 Exc.  |  0,7 | |
| Laguna II | | | | | | | | | |
|  1.6, 1.8, 2.0, 1.9dCi | 4.01- | | |  | | | |  | |
|  1.6, 1.8, 2.0, 1.9dCi | 4.01- | | |  | | | |  | |
| Mégane, Mégane Classic   | | | | | | | | | |
|  Exc. 2.0-16V,  | 95- | 633827 | 333827 <u>323827</u>  SM1501 |  | | | 551061▼ 551804 <u>241011</u> |  | |
| 2.0-16V Exc.  | 95- | | 334808 <u>324808</u>  SM1501 |  | | | 551065▼ 551806 <u>241012</u> |  | |
| Mégane, Mégane Coach   | | | | | | | | | |
|  Exc. 2.0-16V | 95- | 633827 | 333827 <u>323827</u>  SM1501 |  | | | 551065▼ 551806 <u>241012</u> |  | |
| 2.0-16V | 95- | | 334808 <u>324808</u>  SM1501 |  | | | 551065▼ 551806 <u>241012</u> |  | |
| Mégane Grandtour  | | | | | | | | | |
|  | 1.97- | 633827 | 333827 <u>323827</u> |  | | | 555013 |  | |
| Mégane Scenic   | | | | | | | | | |
|  1.4, 1.6 | 96- 9.98 | 633827 | 333827  SM1501 |  1.7 | | | 551066▼ 551807 |  0,6 | |



| MODEL FAHRZEUG MODELE | YEAR JAHR ANNEE | FRONT/VORNE/AVANT | | |  | REAR/HINTEN/ARRIERE | | |  |
|---|-----------------------|----------------------|------------------------------|--|--|---------------------|------------------------------|--------------------------------|--|
| | | PREMIUM Oil | EXCEL-G* Twin-tube Gas | GAS-A-JUST Mono-tube Gas | | PREMIUM Oil | EXCEL-G* Twin-tube Gas | GAS-A-JUST Mono-tube Gas | |
| Renault (F) | | | | | | | | | |
| Mégane Scenic  (2WD) | | | | | | | | | |
| 1.6  1.9D, 1.9DT 1.9DTi, 2.0  | 96- 6.98 | 634929 | 334929 |  SM1501 |  1.7 | | | 551066▼ 551807 |  0,6 |
| 1.4, 1.6  1.6  , 1.9D, 1.9DT, 1.9DTi, 2.0 | 10.98- 7.98- | 633827 | 333827 |  SM1501 |  1.7 | | | 551066▼ 551807 |  0,6 |
| R 4 | | | | | | | | | |
|  (R-1120/1124) | 61- 8.68 | | | | | 441004 | | 551045 |  1,2 |
|  (R-1120/1123/1126) | 9.68- | 443032 | 343022 | |  1,6 | 441004 | | 551045 |  1,2 |
|  GTL (R-1128) | 78- | 443032 | 343022 | |  1,6 | 441004 | | 551045 |  1,2 |
|  (F 4) (R-2105/2106/2109) | 9.68- | 443032 | 343022 | |  1,6 | | | 551029 |  1,2 |
|  (F 6) (R-2430/2370) | 75- | 443032 | 343022 | |  1,6 | | | 551029 |  1,2 |
| R 5 | | | | | | | | | |
|  Incl. Société Exc. Alpine, Turbo (R-1223/122B) | 2.72- 84 | 443032 | 343022 | 553076 |  1,6 | 441030 | 341005 | 551023 |  1,0 |
| Alpine (R-1223) Alpine Turbo (R-122B) | 76- 84 | | | | | | | | |
| R 5 (Super 5)  | | | | | | | | | |
| B 40, C 40, S 40 Exc. GT Turbo | 84- 7.85 | 633080 | 333059 |  SM1500 |  3,0 | 441056 | 341058 | 551046 |  0,7 |
| B 40, C 40, S 40 Exc. GT Turbo, GTE | 8.85- 5.88 | 633804 ¹⁾ | 333804 ¹⁾ |   SM1500 |  3,0 | 441056 | 341058 | 551046 |  0,7 |
| B 40, C 40, S 40 Exc. B/C 402, 408, 40G, 40K, S400 Exc. GT Turbo, Diesel | 6.88- | 633805 ²⁾ | 333805 ²⁾ |   SM1500 |  3,0 | 441056 | 341058 | 551046 |  0,7 |
| <div><div>¹⁾ 633804 333804</div><div></div></div> <div><div>²⁾ 633805 333805</div><div></div></div> | | | | | | | | | |

*Excel-G is a new name of SUPER
Excel-G ist der neue Name für SUPER
Excel-G est le nom nouveau pour SUPER


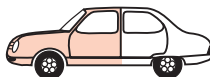























































| MODEL FAHRZEUG MODELE | YEAR JAHR ANNEE | FRONT/VORNE/AVANT | | |  | REAR/HINTEN/ARRIERE | | |  |
|---|-----------------------|---|---|--------------------------------|---|----------------------|------------------------------|--|--|
| | | PREMIUM Oil | EXCEL-G* Twin-tube Gas | GAS-A-JUST Mono-tube Gas | | PREMIUM Oil | EXCEL-G* Twin-tube Gas | GAS-A-JUST Mono-tube Gas | |
| Renault (F) | | | | | | | | | |
| R 5 (Super 5)  | | | | | | | | | |
| B402, C402, S400, B408, C408, B40G, C40G, B40K, C40K | 6.88- | 633804 ¹⁾ | 333804 ¹⁾ | |  3,0 | 441056 | 341058 | 551046 |  0,7 |
| | |  |  | SM1500 | | | | | |
| Diesel (B/C/S 404) TD, GTD | 6.88- | 633804 ¹⁾ | 333804 ¹⁾ | |  3,0 | 441056 | 341058 | 551046 |  0,7 |
| | |  |  | SM1500 | | | | | |
| <div><div>¹⁾ 633804 333804 </div><div>²⁾ 633805 333805 </div></div> | | | | | | | | | |
| GT Turbo (C 405) | 84- 8.85 | 633081 | 333060 | |  3,0 | | 341068 | |  0,7 |
| | | |  | SM1500 | | | | | |
| GT Turbo (C 405) GTE (C 409) | 9.85- 5.87 10.86- | 633082 | 333061 | |  3,0 | | 341068 | |  0,7 |
| | | |  | SM1500 | | | | | |
| GT Turbo (C 405) | 6.87- | | | |  3,0 | | 341068 | |  0,7 |
| | | |  | SM1500 | | | | | |
| R5 (Super 5) Express, Rapide, Extra  | | | | | | | | | |
|  (F 40 Series) Exc. Cu +  | 10.85-10.96 | 633806 ³⁾ | 333806 ³⁾ | |  3,0 | 441064 ⁵⁾ | 341115 ⁵⁾ | |  0,7 |
| | |  |  | SM1500 | | | | | |
| Cu +  (F 40 Series)  | 10.85-10.96 | 633806 ³⁾ | 333806 ³⁾ | |  3,0 | | | 551077 ⁶⁾ ▼ 551812 ⁶⁾ |  0,7 |
| | | |  | SM1500 | | | | | |
|  (F 40 Series) Exc. Cu +  | 10.96- | 633847 ⁴⁾ | 333847 ⁴⁾ | |  3,0 | 441064 ⁵⁾ | 341115 ⁵⁾ | |  0,7 |
| | | |  | SM1500 | | | | | |
| Cu +  (F 40 Series)  | 10.96- | 633847 ⁴⁾ | 333847 ⁴⁾ | |  3,0 | | | 551077 ⁶⁾ ▼ 551812 ⁶⁾ |  0,7 |
| | | |  | SM1500 | | | | | |
| <div><div>³⁾ 633806 333806 </div><div>⁴⁾ 633847 333847 </div><div>⁵⁾ </div><div>⁶⁾ </div></div> | | | | | | | | | |
| R 6 | | | | | | | | | |
|  (R-1180, 1181) | 68- 81 | 443032 | | |  1,6 | 441004 | | |  1,2 |



| MODEL FAHRZEUG MODELE | YEAR JAHR ANNEE | FRONT/VORNE/AVANT | | | | REAR/HINTEN/ARRIERE | | | |
|--|----------------------------|-------------------|------------------------------|--------------------------------|---------|---------------------|------------------------------|--------------------------------|---------|
| | | PREMIUM Oil | EXCEL-G* Twin-tube Gas | GAS-A-JUST Mono-tube Gas | | PREMIUM Oil | EXCEL-G* Twin-tube Gas | GAS-A-JUST Mono-tube Gas | |
| Renault (F) | | | | | | | | | |
| R 9, R 11 | | | | | | | | | |
| R 9 2x 1.1 (L 421) 1.2 (L 42S) 1.4 (L 422/423/42A/42C/42R) 1.6 D (L 424) Exc.1.4 Turbo (L 425) | 82- 90 | 633807 | 333807 | 3,0 | | 343152 | 553141 | 0,7 | |
| | | | | | | | | | |
| R 11 2x 1.1 (B/C/S 371) 1.2 (B/C/S 37S) 1.4 (B/C 372/373/37A/37C/37R) 1.4 (S 372/373/37A) 1.6 D (B/C/S 374) Exc.1.4 Turbo (B/C 375) | 83- 90 | 633807 | 333807 | 3,0 | | 343152 | 553141 | 0,7 | |
| | | | | | | | | | |
| R 9 2x 1.7 (L 426) → D003950/→ H005600 1.7 (L 42F) → D000525 | 85- 86 | 633807 | 333807 | 3,0 | | 343152 | 553141 | 0,7 | |
| | | | | | | | | | |
| R 11 2x 1.4 Turbo (B 375) → D001343 1.4 Turbo (C 375) → D007886 1.4 Turbo (C 375) → E002300 1.7 (B 376) → D043789/→ H017726 1.7 (B 37F) → D000644 1.7 (C 376) → D006418 1.7 (C 37F) → D000509 | 84- 86 | 633807 | 333807 | 3,0 | | 343152 | 553141 | 0,7 | |
| | | | | | | | | | |
| R 9 4 x 1.7 (L 426) D003951→/H 005601→ 1.7 (L 42F) D000526→ | 86- 90 | 633807 | 333807 | 3,0 | | 343207 | | 0,7 | |
| | | | | | | | | | |
| R 9 4 x 1.7 (L 42D/42E/42L/42N) 1.4 Turbo (L 425) | 85- 90 | 633807 | 333807 | 3,0 | | 343207 | | 0,7 | |
| | | | | | | | | | |
| R 11 4 x 1.4 Turbo (B 375) D001344→ 1.4 Turbo (C 375) D007887→ 1.4 Turbo (C 375) E002301→ 1.7 (B 376) D043790→/H017727→ 1.7 (B 37F) D000645→ 1.7 (C 376) D006419→ 1.7 (C 37 F) D000510→ | 86- 90 | 633807 | 333807 | 3,0 | | 343207 | | 0,7 | |
| | | | | | | | | | |
| R 11 4 x 1.7 (B/C 37D/37E/37L/37N) | 86- 90 | 633807 | 333807 | 3,0 | | 343207 | | 0,7 | |
| | | | | | | | | | |
| R 12, R 15, R 17 | | | | | | | | | |
| R 12 (R-1170/1171/1177/1330) R 15 TL, TS, GTL (R-1300/1302) R 17 TL, TS (R-1312/1317/1322/1327) | 70- 79 72- 79 71- 79 | 441013 | 341019 | 551012 | 1,6 | 444031 | | 554028 | 1,6 |
| R 14 | | | | | | | | | |
| TL, GTL (R-1210) → 345946 LS, TS (R-1211) → 7533 | 5.76- 78 | 664004 | 364008 | 4,0 | | 441030 | 341005 | 551023 | 1,0 |
















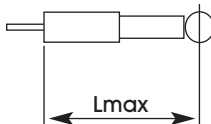
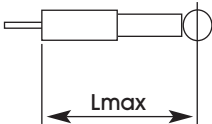








*Excel-G is a new name of SUPER
Excel-G ist der neue Name für SUPER
Excel-G est le nom nouveau pour SUPER



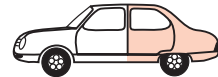
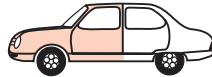
| MODEL FAHRZEUG MODELE | YEAR JAHR ANNEE | FRONT/VORNE/AVANT | | |  L | REAR/HINTEN/ARRIERE | | |  L |
|--|--|-------------------|------------------|------------------|---|---------------------|------------------|------------------|--|
| | | PREMIUM | EXCEL-G* | GAS-A-JUST | | PREMIUM | EXCEL-G* | GAS-A-JUST | |
| | | Oil | Twin-tube Gas | Mono-tube Gas | | Oil | Twin-tube Gas | Mono-tube Gas | |
| Renault (F) | | | | | | | | | |
| R 14 | | | | | | | | | |
| TL, GTL (R-1210/1213)  345947 → LS, TS (R-1211/1212)  7534 → | 78- 83 | 664009 | | |  4,0 | 441030 | 341005 | 551023 |  1,0 |
| R 16 | | | | | | | | | |
| L, TA, TL, TS (R-1150/1154) TX | 65- 79 7.73- 79 | 441005 | | 551025 |  ⊥ ⊖ | 441006 | | 551026 |  ⊥ ⊖ |
| R 18  | | | | | | | | | |
| TL, GTL (R-1340)  →552000 TS, GTS (R-1341)  →559400 TS, GTS (R-1342) 1 A20609 | 79- 84 79- 84 79- 83 | 441049 | 341076 | |  ⊥ ⊗ 1,6 | 443205 | 343179 | 553149 |  ⊥ ⊥ 1,4 |
| TX, GTX (R 1343)  →3200 TD, GTD (R 1344)  →190905 | - 83 80- 84 | 441051 | 341046 | |  ⊥ ⊗ 1,6 | 443205 | 343179 | 553149 |  ⊥ ⊥ 1,4 |
| TL, GTL (R 1340)  552001 → TS, GTS (R 1341)  559401 → TS, GTS (R 1342)  20610 → TX, GTX (R 1343)  3201 → TD, GTD (R 1344)  190906 → Turbo (R 1345)  =  Turbo Diesel (R 1346)  =  | 84- 86 84- 86 83- 86 84- 86 84- 86 82- 86 84- 86 | 441052 | 341047 | |  ⊥ ⊗ 1,6 | 443205 | 343179 | 553149 |  ⊥ ⊥ 1,4 |
| R 18 Break  (2WD) | | | | | | | | | |
| TL (R 1350)  →122600 TS, LS, GTL (R 1351)  →118200 GTS (R 1352)  →3929 Société (R 2350)  →4600 | 79- 84 79- 84 82- 83 - 80 | 441049 | 341076 | |  ⊥ ⊗ 1,6 | 443206 | 343180 | 553150 |  ⊥ ⊥ 1,4 |
| TX, GTX (R 1353)  →2000 TD, GTD (R 1354)  →63219 Société (R 2354)  →3499 | - 82 - 84 - 83 | 441051 | 341046 | |  ⊥ ⊗ 1,6 | 443206 | 343180 | 553150 |  ⊥ ⊥ 1,4 |
| TL (R 1350)  122601 → TS, LS, GTL (R 1351)  118201 → GTS (R 1352)  3930 → TX, GTX (R 1353)  2001 → TD, GTD (R 1354)  63220 → Turbo (R 1355)  =  Turbo Diesel (R 1356)  =  Société (R 2350)  4601 → Société (R 2354)  3500 → | 84- 86 84- 86 83- 86 83- 86 84- 86 83- 86 84- 86 84- 86 83- 86 | 441052 | 341047 | |  ⊥ ⊗ 1,6 | 443206 | 343180 | 553150 |  ⊥ ⊥ 1,4 |

*Excel-G is a new name of SUPER
Excel-G ist der neue Name für SUPER
Excel-G est le nom nouveau pour SUPER



| MODEL FAHRZEUG MODELE | YEAR JAHR ANNEE | FRONT/VORNE/AVANT | | |  L | REAR/HINTEN/ARRIERE | | |  L | |
|--|----------------------------|-------------------|---|--|--|----------------------|--|--|--|--|
| | | PREMIUM Oil | EXCEL-G* Twin-tube Gas | GAS-A-JUST Mono-tube Gas | | PREMIUM Oil | EXCEL-G* Twin-tube Gas | GAS-A-JUST Mono-tube Gas | | |
| Renault (F) | | | | | | | | | | |
| R 19/Chamade  | | | | | | | | | | |
| R 19/Chamade  2 x 4 B/C/S/L 530, 532, 534, 537 B/C/L 53 A, 53 B, 53 P, 53 J, 53 I B/C 53 E, L 536 | 9.88- 95 | 633808 | 333808 323808   |  2,2 | | 343233 ¹⁾ | 553166 ¹⁾ 243035 ¹⁾ |  0,7 | | |
| R 19/Chamade  4 x 4 B/C/L 53 C, 53 F, 533 B/C 53 M, D 53 C | 9.88- 95 | 633808 | 333808 323808   |  2,2 | | 343234 ²⁾ | 553167 ²⁾ 243036 ²⁾ |  0,7 | | |
| R 19/ Chamade 1.8-16V (B/C/L 539, 53 D, D 53 D) | 9.88- 95 | |  | | | | 553167 243036 |  0,7 | | |
| <div><div>1) </div><div>2) </div></div> | | | | | | | | | | |
| R 20, R 30 | | | | | | | | | | |
| R 20 L, TL, GTL (R 1271) | 76- 7.80 | 441036 | 341030 |  1,8 | 661006 634931 | 361006 334931 | |  1,6 | | |
| R 20 TS (R 1272) R 30 TS (R 1273, R 1275) R 30 TX (R 1278) | 75- 78 75- 84 79- 80 | 441031 | 341027 |  1,8 | 661006 634931 | 361006 334931 | |  1,6 | | |
| R 20 TL, GTL, TD, GTD, LS, TS (R 1271/1270/1276/1277) R 30 Turbo Diesel | 81- 84 82- 84 | 441050 | 341045 |  1,8 | 661006 634931 | 361006 334931 | |  1,6 | | |
| R 20 LS, TS (R 1272) R 20 TX (R 1279) R 30 TX (R 1278) | 78- 84 81- 84 80- 84 | | |  1,8 | 661006 634931 | 361006 334931 | |  1,6 | | |

*Excel-G is a new name of SUPER
Excel-G ist der neue Name für SUPER
Excel-G est le nom nouveau pour SUPER



| MODEL FAHRZEUG MODELE | YEAR JAHR ANNEE | FRONT/VORNE/AVANT | | | | REAR/HINTEN/ARRIERE | | | |
|-----------------------------|-----------------------|-------------------|------------------------------|--------------------------------|--|---------------------|------------------------------|--------------------------------|--|
| | | PREMIUM Oil | EXCEL-G* Twin-tube Gas | GAS-A-JUST Mono-tube Gas | | PREMIUM Oil | EXCEL-G* Twin-tube Gas | GAS-A-JUST Mono-tube Gas | |

Renault (F)

R 21 (2WD)

| | | | | | | | | | |
|---|--------|----------------------|----------------------|---|-----|--------|--------|--------|-----|
| 1.4 (L48D, B48D) 1.7 (L48 1/2/E/F/M/N, B48 1/2/E/F) 1.9 D (L48 H/I, B48H/I) | 86- 94 | 631004 | 331002 | SM1502▼ SM1508 | 3,0 | 441057 | 341100 | 551047 | 0,7 |
| 2.0 (L483, L48C, L48R), 2.2 (L48K) 2.1 D (L486, L480, L48V) | 86- 94 | 635901 L 635900 R | 335901 L 335900 R | SM1502▼ SM1508 ¹⁾ SM1509 ¹⁾ SM1510 ¹⁾ | 3,0 | 441057 | 341100 | 551047 | 0,7 |
| 2.0 (L483, L48C, L48R), 2.2 (L48K) 2.1 D (L486, L480, L48V) | 86- 94 | 635903 L 635902 R | 335903 L 335902 R | SM1502▼ SM1508 ¹⁾ SM1509 ¹⁾ SM1510 ¹⁾ | 3,0 | 441057 | 341100 | 551047 | 0,7 |
| 2.0 (L48Q, L48Y) 2.1 D (L480, B48 0/6/O/V) 2.1 TD (L48 7/8/A/P/W) Exc. 2.0 Turbo (L48 5/L) | 86- 94 | 635903 L 635902 R | 335903 L 335902 R | SM1502▼ SM1508 ¹⁾ SM1509 ¹⁾ SM1510 ¹⁾ | 3,0 | 441057 | 341100 | 551047 | 0,7 |
| 2.0 (B48 3/C/R/Y), 2.2 (B48K) 2.1 TD (B48 7/8/A/P/W) | 86- 94 | 635903 L 635902 R | 335903 L 335902 R | SM1502▼ SM1508 ¹⁾ SM1509 ¹⁾ SM1510 ¹⁾ | 3,0 | | 341100 | 551047 | 0,7 |

| 1) | Model | Year | KYB |
|------------|--|-----------|--------|
| 2.0 | B48K / B48Y / B483 K48B / K48R / K48S / K489 L48Q / L48S / L48Y | 86 - | SM1509 |
| 2.0 | B48C / B48R K48C / L48C / L48K | 86 - | SM1508 |
| 2.0 | B48C / B48R K48C / L48C / L48K | 86 - | SM1509 |
| 2.0 | K48K / K483 L48K / L48R / L483 / L489 | 86 - 4.89 | SM1508 |
| 2.0 | K48K / K483 L48K / L48R / L483 / L489 | 5.89 - | SM1509 |
| 2.0 Turbo | L48 / L485 | 7.87 - | SM1510 |
| 2.1 D / TD | B48A / B48P / B48W / B480 / B486 / B487 / B488 K48A / K48P / K48W / K480 / K487 L48A / L48P / L48W / L480 / L487 | 86 - | SM1509 |
| 2.1 D / TD | B480 / B48V K480 / K48V S480 / S48V / S486 | 86 - | SM1508 |
| 2.1 D / TD | B480 / B48V K480 / K48V L480 / S480 / S48V / S486 | 86 - | SM1509 |
| 2.1 D / TD | K486 / K488 L48V / L486 / L488 | 86 - 4.89 | SM1508 |
| 2.1 D / TD | K486 / K488 L48V / L486 / L488 | 5.89 - | SM1509 |

*Excel-G is a new name of SUPER
Excel-G ist der neue Name für SUPER
Excel-G est le nom nouveau pour SUPER



| MODEL FAHRZEUG MODELE | YEAR JAHR ANNEE | FRONT/VORNE/AVANT | | | | REAR/HINTEN/ARRIERE | | | |
|-----------------------------|-----------------------|-------------------|------------------------------|--------------------------------|--|---------------------|------------------------------|--------------------------------|--|
| | | PREMIUM Oil | EXCEL-G* Twin-tube Gas | GAS-A-JUST Mono-tube Gas | | PREMIUM Oil | EXCEL-G* Twin-tube Gas | GAS-A-JUST Mono-tube Gas | |

Renault (F)

R 21 Nevada, Société (2WD)

| | | | | | | | | | |
|---|-----|----------------------|---|--|-----|--|--------|--|---------------|
| 1.7 (K48 1/2/E/F/M/N, S481, S482) 1.9 D (K48 H/I, S48 H) | 86- | 631004 | 331002 | | + | | 341964 | | ⊖ ⊖ 0,7 |
| | | | SM1502▼ SM1508 | | 3,0 | | | | |
| ⊖ ⊕ 2.0 (K483, K48C), 2.2 (K48K) 2.1D (K48 6/O/V, S48V) | 86- | 635901 L 635900 R | 335901 L 335900 R | | + | | 341964 | | ⊖ ⊖ 0,7 |
| | | | SM1502▼ SM1508 ¹⁾ SM1509 ¹⁾ SM1510 ¹⁾ | | 3,0 | | | | |
| Société 2.1 D (S486, S48O) | 86- | 635901 L 635900 R | 335901 L 335900 R | | + | | 341964 | | ⊖ ⊖ 0,7 |
| | | | SM1502▼ SM1508 ¹⁾ SM1509 ¹⁾ SM1510 ¹⁾ | | 3,0 | | | | |
| ⊕ ⊕ 2.0 (K48 3/C), 2.2 (K48K) 2.1D (K48 6/O/V, S48V) | 86- | 635903 L 635902 R | 335903 L 335902 R | | + | | 341964 | | ⊖ ⊖ 0,7 |
| | | | SM1502▼ SM1508 ¹⁾ SM1509 ¹⁾ SM1510 ¹⁾ | | 3,0 | | | | |
| 2.0 (K48R), 2.2 (K48B) 2.1D (K48O) 2.1 TD (K48 7/8/A/P/W) | 86- | 635903 L 635902 R | 335903 L 335902 R | | + | | 341964 | | ⊖ ⊖ 0,7 |
| | | | SM1502▼ SM1508 ¹⁾ SM1509 ¹⁾ SM1510 ¹⁾ | | 3,0 | | | | |

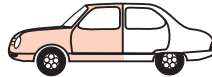
1)




































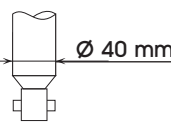
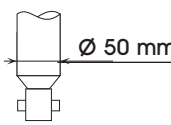
| | Model | Year | KYB |
|------------|--|-----------|--------|
| 2.0 | B48K / B48Y / B483 K48B / K48R / K48S / K489 L48Q / L48S / L48Y | 86 - | SM1509 |
| 2.0 | B48C / B48R K48C / L48C / L48K ⊖ ⊕ | 86 - | SM1508 |
| 2.0 | B48C / B48R K48C / L48C / L48K ⊕ ⊕ | 86 - | SM1509 |
| 2.0 | K48K / K483 L48K / L48R / L483 / L489 | 86 - 4.89 | SM1508 |
| 2.0 | K48K / K483 L48K / L48R / L483 / L489 | 5.89 - | SM1509 |
| 2.0 Turbo | L48 / L485 | 7.87 - | SM1510 |
| 2.1 D / TD | B48A / B48P / B48W / B480 / B486 / B487 / B488 K48A / K48P / K48W / K480 / K487 L48A / L48P / L48W / L480 / L487 | 86 - | SM1509 |
| 2.1 D / TD | B480 / B48V ⊖ ⊕ K480 / K48V ⊖ ⊕ S480 / S48V / S486 ⊖ ⊕ | 86 - | SM1508 |
| 2.1 D / TD | B480 / B48V ⊕ ⊕ K480 / K48V ⊕ ⊕ L480 / S480 / S48V / S486 ⊕ ⊕ | 86 - | SM1509 |
| 2.1 D / TD | K486 / K488 L48V / L486 / L488 | 86 - 4.89 | SM1508 |
| 2.1 D / TD | K486 / K488 L48V / L486 / L488 | 5.89 - | SM1509 |

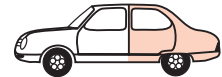
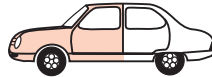
*Excel-G is a new name of SUPER

Excel-G ist der neue Name für SUPER

Excel-G est le nom nouveau pour SUPER



| MODEL FAHRZEUG MODELE | YEAR JAHR ANNEE | FRONT/VORNE/AVANT | | |  | REAR/HINTEN/ARRIERE | | |  |
|---|-----------------------|--|--|--------------------------------|---|--|------------------------------|--|--|
| | | PREMIUM Oil | EXCEL-G* Twin-tube Gas | GAS-A-JUST Mono-tube Gas | | PREMIUM Oil | EXCEL-G* Twin-tube Gas | GAS-A-JUST Mono-tube Gas | |
| Renault (F) | | | | | | | | | |
| R 25 Exc.  | | | | | | | | | |
|  Incl. V 6, Diesel Turbo | 11.83- 92 | 441058 | 341109 | |  3,4 | 634909 | 334909 | |  1,8 |
| Safrane I & II  Exc.  | | | | | | | | | |
| Safrane I  Safrane II  | 92- 96- 96- | | 334911 L 334910 R | |  3,0 | | 334912 | |  4,0 |
| | | |  MB1901 | | | | | | |
| Twingo | | | | | | | | | |
| 1.1, 1.2 (C/S 063, 064, 065, 066, 067, 068) | 93- | | 333911▼ 333714 | |  2,2 | | 341906▼ 341813 | |  1,4 |
| | |  915506 |  SM1504 | | |  915501 | | | |
| Renault Commercial (F) | | | | | | | | | |
| Kangoo  | | | | | | | | | |
|  (FC0 Series) Exc. Cu +,  | 97- | 633848 | 333848 | |  | | | 551072 ¹⁾ ▼ 551810 ¹⁾ |  |
| | | OE = 7700 311 596, 7700 314 021 | | | | | | | |
| | |  SM1507 | | | | | | | |
| Cu +  (FC0 Series) Exc.  | 97- | 633848 | 333848 | |  | | | 551073 ²⁾ ▼ 551811 ²⁾ |  |
| | | OE = 7700 311 597, 7700 314 022 | | | | | | | |
| | |  SM1507 | | | | | | | |
|   (FC0 Series)  | 97- | | | |  | | | 551073 ²⁾ ▼ 551811 ²⁾ |  |
| | | OE= 7700 311 598, 7700 314 023 | | | | | | | |
| | |  SM1507 | | | | | | | |
| <div><div>1) </div><div>2) </div></div> | | | | | | | | | |



| MODEL FAHRZEUG MODELE | YEAR JAHR ANNEE | FRONT/VORNE/AVANT | | | | REAR/HINTEN/ARRIERE | | | |
|-----------------------------|-----------------------|-------------------|------------------------------|--------------------------------|--|---------------------|------------------------------|--------------------------------|--|
| | | PREMIUM Oil | EXCEL-G* Twin-tube Gas | GAS-A-JUST Mono-tube Gas | | PREMIUM Oil | EXCEL-G* Twin-tube Gas | GAS-A-JUST Mono-tube Gas | |

Renault Commercial (F)

Master Q Series

| | | | | | | | | | |
|--|--------|--------|--|--|--|--|--|--------|--|
| | 81- 98 | 441965 | | | | | | 551071 | |
|--|--------|--------|--|--|--|--|--|--------|--|

Master R Series

| | | | | | | | | | |
|-----------|----------|--------|--|--|--|--|--|--|--|
| → B066692 | 81- 2.89 | 441965 | | | | | | | |
| B066693 → | 3.89- 97 | 441966 | | | | | | | |


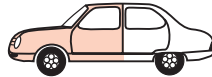
Master R Series

| | | | | | | | | | |
|------------------------|----------|--|--|--|--|--|--|--|--|
| | 81- 2.89 | | | | | | | 553213 ¹⁾ | |
| | 3.89- 97 | | | | | | | 553214 ¹⁾ | |
| RC7*, RL7* | 81- 97 | | | | | | | 551071 ¹⁾ | |
| Exc. RC9*, RD9*, RL9* | 81- 94 | | | | | | | 551071 ¹⁾ | |
| Exc. RC9*, RD9*, RL9* | 94- 97 | | | | | | | 553214 ¹⁾ | |
| RH9*, RJ9* | 81- 2.89 | | | | | | | 553213 ¹⁾ | |
| RH9*, RJ9* | 3.89- 97 | | | | | | | 553214 ¹⁾ | |
| , | 81- 97 | | | | | | | 553215 ¹⁾ 553216 ¹⁾ | |

1)

| | OE = | KYB = |
|--|--|--------|
| | 5005 387 175 5000 388 797 | 553213 |
| | 7700 748 642 6006 000 216 | 553214 |
| | 5000 393 469 5000 393 763 | 553215 |
| | 5000 394 656 5000 395 444 6006 000 217 | 553216 |
| | 6006 000 215 | 551071 |

*Excel-G is a new name of SUPER
Excel-G ist der neue Name für SUPER
Excel-G est le nom nouveau pour SUPER



| MODEL FAHRZEUG MODELE | YEAR JAHR ANNEE | FRONT/VORNE/AVANT | | | | REAR/HINTEN/ARRIERE | | | |
|-----------------------------|-----------------------|-------------------|------------------------------|--------------------------------|--|---------------------|------------------------------|--------------------------------|--|
| | | PREMIUM Oil | EXCEL-G* Twin-tube Gas | GAS-A-JUST Mono-tube Gas | | PREMIUM Oil | EXCEL-G* Twin-tube Gas | GAS-A-JUST Mono-tube Gas | |

Renault Commercial (F)

Master

| | | | | | | | | | |
|--------------------|-------|--|--------|--|--|--|--|--|--|
| 2.5 D 2.8 TD | 9.97- | | 344306 | | | | | | |
| 1.9 DTi 2.2 DCi | 9.00- | | 344306 | | | | | | |

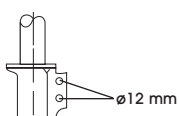
Master

| | | | | | | | | | |
|----------------------------|-------|--|--|--|--|--|--------|--|--|
| ED* | 9.97- | | | | | | 344307 | | |
| FD* , | 9.97- | | | | | | 344307 | | |
| JD* , | 9.97- | | | | | | 344307 | | |
| FDO*, FD2B, FD2E, FD3* | 9.97- | | | | | | 344307 | | |
| HD, UD | 9.97- | | | | | | | | |

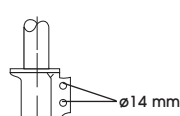
R5 (Super 5) Express, Rapide, Extra

| | | | | | | | | |
|----------------------------|-------------|----------------------|----------------------|-----|----------------------|----------------------|--|-----|
| (F 40 Series) Exc. Cu + | 10.85-10.96 | 633806 ¹⁾ | 333806 ¹⁾ | | 441064 ³⁾ | 341115 ³⁾ | | |
| | | | | 3,0 | | | | 0,7 |
| Cu + (F 40 Series) | 10.85-10.96 | 633806 ¹⁾ | 333806 ¹⁾ | | | | 551077 ⁴⁾ ▼ 551812 ⁴⁾ | |
| | | | | 3,0 | | | | 0,7 |
| (F 40 Series) Exc. Cu + | 10.96- | 633847 ²⁾ | 333847 ²⁾ | | 441064 ³⁾ | 341115 ³⁾ | | |
| | | | | | | | | 0,7 |
| Cu + (F 40 Series) | 10.96- | 633847 ²⁾ | 333847 ²⁾ | | | | 551077 ⁴⁾ ▼ 551812 ⁴⁾ | |
| | | | | | | | | 0,7 |

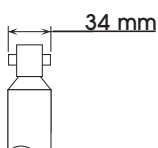
1) 633806
333806



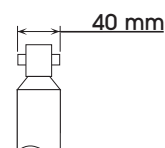
2) 633847
333847








































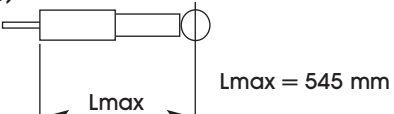
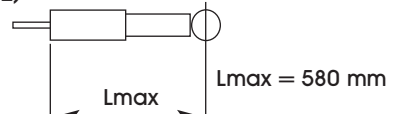












3)


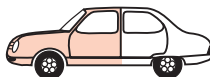


4)





| MODEL FAHRZEUG MODELE | YEAR JAHR ANNEE | FRONT/VORNE/AVANT | | |  | REAR/HINTEN/ARRIERE | | |  |
|---|-----------------------|--|------------------------------|--------------------------------|---|--|------------------------------|--------------------------------|---|
| | | PREMIUM Oil | EXCEL-G* Twin-tube Gas | GAS-A-JUST Mono-tube Gas | | PREMIUM Oil | EXCEL-G* Twin-tube Gas | GAS-A-JUST Mono-tube Gas | |
| Renault Commercial (F) | | | | | | | | | |
| Traffic T Series 2WD  | | | | | | | | | |
| T1**  Exc.  | 81- 2.89 | 635909 L 635908 R | | |  | 444155 | | |  |
| T3**  T4**  Exc.  , High-Roof | | | | | | | | | |
| T1**  T4**  | 81- 2.89 | | | |  | 444156 | | |  |
| High-Roof T42*, T44*, T46*, T4C*  → 25720 | 81-12.82 | 635909 L 635908 R | | |  | 444155 | | |  |
| High-Roof T42*, T44*, T46*, T4C*  25721 → | 1.83- 2.89 | 635913 L 635912 R | | |  | 444155 | | |  |
| T2**,T5**, T6**, T7**, T9**  TA**, TB**, TE**  | 81- 2.89 | 635909 L 635908 R | | |  | 444156 | | |  |
| T1**, T2**, T3**, T4**  TG**, TH**, TJ**  | 3.89- | 635909 L 635908 R | | |  | 444155 | | |  |
| T7**  TB**, TE**, TM**  | 3.89- | 635909 L 635908 R | | | | 444156 | | |  |
| T5**  | 3.89- | 635909 L 635908 R | | |  | 444155 ¹⁾ 444156 ²⁾ | | |  |
| TC**  | 3.89- | 635909 L 635908 R | | |  | | | |  |
| <div><div>1) </div><div>2) </div></div> | | | | | | | | | |
| Traffic P Series 2WD  | | | | | | | | | |
| P3**  → 3373  | 81- 82 | 635909 L ³⁾ 635908 R ³⁾ | | |  | | | |  |
| P3**  3374 →  | 82- 2.89 | 635909 L ³⁾ 635908 R ³⁾ | | |  | 444900 | | |  |
| P3**  | 3.89- | 635911 L ⁴⁾ 635910 R ⁴⁾ | | |  | 444900 | | |  |
| 3) 635909 : OE = 7700 718 591, 635908 : OE = 7700 718 592 4) 635911 : OE = 7700 717 625, 635910 : OE = 7700 717 626 | | | | | | | | | |



| MODEL FAHRZEUG MODELE | YEAR JAHR ANNEE | FRONT/VORNE/AVANT | | | | REAR/HINTEN/ARRIERE | | | |
|-----------------------------|-----------------------|-------------------|------------------------------|--------------------------------|--|---------------------|------------------------------|--------------------------------|--|
| | | PREMIUM Oil | EXCEL-G* Twin-tube Gas | GAS-A-JUST Mono-tube Gas | | PREMIUM Oil | EXCEL-G* Twin-tube Gas | GAS-A-JUST Mono-tube Gas | |

Renault Commercial (F)

Trafic P Series

| | | | | | | | | | |
|------------------------------------|----------------------|----------------------|--|--|--|--------|--|--|--|
| P5** → 224 P64* → 105 | 81- 82 81- 82 | 635909 L 635908 R | | | | | | | |
| P5** 225 → P64* 106 → P8** | 82- 82- 81- 89 | 635909 L 635908 R | | | | 444900 | | | |
| P6C* PA**, PC** | 81- 89 81- | 635913 L 635912 R | | | | 444900 | | | |

Trafic V Series

| | | | | | | | | | |
|----------------------------------|-----|----------------------|--|--|--|--------|--|--|--|
| V2**, V3**, V4**, V5**, V9** | 85- | 635913 L 635912 R | | | | 444900 | | | |
|----------------------------------|-----|----------------------|--|--|--|--------|--|--|--|

Rover (GB)





























































100 Series

| | | | | | | | | | |
|----------|-----|--------|--------|--|--|--|--|--|--|
| 114 (XP) | 90- | 442031 | 342016 | | | | | | |
|----------|-----|--------|--------|--|--|--|--|--|--|


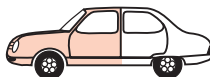
200 Series

| | | | | | | | | | |
|---|----------|----------------------|----------------------|--|---------|--------|--------|--|---------|
| 213, 216 series (SD 3) | 84- 89 | 633056 L 633055 R | 333031 L 333030 R | | 1,0 | 441054 | 341050 | | 0,8 |
| 214 216 Exc. 216 GTi (XW) | 89- 96 | 634041 L 634040 R | 334069 L 334068 R | | 1,0 | 441082 | 341131 | | 0,8 |
| 216 GTi (XW) 220 Incl. 220 GTi | 89- 96 | | 334069 L 334068 R | | 1,0 | | 341131 | | 0,8 |
| 218 Diesel (1.9D) (XW) 218 Turbo Diesel (1.7 TD) | 89- 96 | 634067 L 634066 R | 334104 L 334103 R | | 1,0 | 441082 | 341131 | | 0,8 |
| 214, 216, 220 D (RF) Incl. Si, SD, SDi | 96- 3.00 | | 334156 | | | | 341208 | | |
| 200 Vi (RF) | 96- 3.00 | | | | | | 341208 | | |










































| MODEL FAHRZEUG MODELE | YEAR JAHR ANNEE | FRONT/VORNE/AVANT | | |  | REAR/HINTEN/ARRIERE | | |  | |
|---|-----------------------|-------------------|------------------------------|--------------------------------|--|--|------------------------------|--------------------------------|---|--|
| | | PREMIUM Oil | EXCEL-G* Twin-tube Gas | GAS-A-JUST Mono-tube Gas | | PREMIUM Oil | EXCEL-G* Twin-tube Gas | GAS-A-JUST Mono-tube Gas | | |
| Rover (GB) | | | | | | | | | | |
| 200 Series  | | | | | | | | | | |
|  Incl. 220 Turbo  → 911247 | (XW) | 89- 2.96 | | 334069 L 334068 R |  1,0 | | 341131 | |   0,8 | |
|  Incl. 220 Turbo  911248→ | (XW) | 2.96- | | 334156 |  | | | |   | |
| 200 Series  | | | | | | | | | | |
| 214  → 911247 | (XW) | 92- 2.96 | 634041 L 634040 R | 334069 L 334068 R |  1,0 | 441082 | 341131 | |   0,8 | |
| 216  → 911247 | (XW) | 92- 2.96 | 634067 L 634066 R | 334104 L 334103 R |  1,0 | 441082 | 341131 | |   0,8 | |
|  911248 → | (XW) | 3.96- | | 334156 |  | 441082 | 341131 | |   | |
| 400 Series  | | | | | | | | | | |
| 414, 416 | (XW) | 89- 95 | 634041 L 634040 R | 334069 L 334068 R |  1,0 | 441082 | 341131 | |   0,8 | |
| 418 Diesel , 418 Turbo Diesel 420 | (XW) | 89- 95 | 634067 L 634066 R | 334104 L 334103 R |  1,0 | 441082 | 341131 | |   0,8 | |
| 414, 416, 420, 420 D | (RT) | 5.95- 3.00 | | 341219 L 341218 R |   | | 341131 | |   | |
| 400 Series  | | | | | | | | | | |
| 414, 416  → 911247 | (XW) | 94- 2.96 | 634041 L 634040 R | 334069 L 334068 R |  1,0 | 441082 | 341131 | |   0,8 | |
| 418 Diesel, 418 Turbo Diesel 420  → 911247 | (XW) | 94- 2.96 | 634067 L 634066 R | 334104 L 334103 R |  1,0 | 441082 | 341131 | |   0,8 | |
|  911248→ | (XW) | 3.96- 3.00 | | 334156 |  | 441082 | 341131 | |   | |
| 600 Series | | | | | | | | | | |
|  (RH) | (RH) | 93- 2.99 | | 341172 L 341171 R |   | | 341173 | |   | |
| 800 Series | | | | | | | | | | |
|  (XS) | (XS) | 86- 8.91 | 441096 | 341155 |   | 633173 L 633172 R Exc.  | 333191 L 333190 R | |  | |

*Excel-G is a new name of SUPER
Excel-G ist der neue Name für SUPER
Excel-G est le nom nouveau pour SUPER


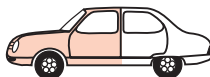











































| MODEL FAHRZEUG MODELE | YEAR JAHR ANNEE | FRONT/VORNE/AVANT | | | | REAR/HINTEN/ARRIERE | | | |
|---|---|---------------------------------|-----------------------|------------------|--|-------------------------|---------------------------------|------------------|--|
| | | PREMIUM | EXCEL-G* | GAS-A-JUST | | PREMIUM | EXCEL-G* | GAS-A-JUST | |
| | | Oil | Twin-tube Gas | Mono-tube Gas | | Oil | Twin-tube Gas | Mono-tube Gas | |
| Rover (GB) | | | | | | | | | |
| 800 Series | | | | | | | | | |
| (RS) | 11.91- 2.99 | 441097 | 341156 | | | 634065 L 634064 R | 334102 L 334101 R | | |
| | | | | | | Exc. | | | |
| Landrover | | | | | | | | | |
| = 86" = 88" MK I & fire tender = 88" MK II, MK II A & MK III = 107" (Stat. Wagon) = 109" MK I | 53- 6.56 56- 2.58 2.58- 53-11.58 53- 2.58 | 444042 H/D 445005 | | | | 444043 H/D 445006 | | | |
| = 109" MK II MK II Staff car & fire tender W/D MK II A MK III | 2.58- 8.61 58- 62 2.58- 9.71 9.71- | 444042 H/D 445005 | | | | 444044 H/D 445007 | | | |
| = 109" F/C = 110" F/C = 109" MK II, raised frame, crash tender | 11.62- 1.64 12.66- 1.72 60- | 445008 | | | | 445009 | | | |
| Landrover 90 Landrover 110 | 84- 83- | 445026 | 345014 | 555003 | | | 345005 | 555004 | |
| Discovery | (SALL****) 89- 98 | 445026▼ ¹⁾ 445037 | 345014▼ ¹⁾ | | | 445025▼ ¹⁾ | 345013▼ ¹⁾ 345005 | 555004 | |
| Discovery SALL****WA → | (SALL****) 99- | 445035 | | | | 445036 | | | |
| Range Rover Exc. | (SALLH****) 6.70- 86 | 445002▼ 445037 | | | | 445003▼ 445025 | 345013 | | |
| Range Rover → GA417084 Incl. Exc. | (SALLH****) 86- 91 | 445037 | | | | 445025 | 345013 | | |
| Range Rover → GA417084 Incl. Exc. | (SALLH****) 86- 91 | 445037 | | | | | 345005 | 555004 | |
| Range Rover GA417085 → Incl. Exc. | (SALLH****) 86- 91 | 445037 | | | | | 345005 | 555004 | |
| Range Rover Classic Exc. | (SALLH****) 92- 95 | 445037 | | | | | 345005 | 555004 | |
| 1) 2.5 TDi, 3.5-V8 (89-94) Exc. | | | | | | | | | |










































| MODEL FAHRZEUG MODELE | YEAR JAHR ANNEE | FRONT/VORNE/AVANT | | |   | REAR/HINTEN/ARRIERE | | |   |
|---|--|-------------------|------------------------------|--------------------------------|--|---------------------|--|--------------------------------|--|
| | | PREMIUM Oil | EXCEL-G* Twin-tube Gas | GAS-A-JUST Mono-tube Gas | | PREMIUM Oil | EXCEL-G* Twin-tube Gas | GAS-A-JUST Mono-tube Gas | |
| Rover (GB) | | | | | | | | | |
| Landrover | | | | | | | | | |
| Range Rover Classic (SALLH****)  Exc.  | 92- 95 | 445038 | | |  1,7 | | 345005 | 555004 |   |
| Range Rover Classic (SALLH****)  Incl.  | 92- 95 | 445037 | | |  1,7 | | 345005 | 555004 |   |
| New Range Rover (SALLP****)  | 95- | 445042 | | |  1,7 | 445043 | | |   |
| SD 1 Series | | | | | | | | | |
| 2000 (P6) 2200 (P6) 3500 (P6) 3500 S (P6) | 10.63- 8.73 9.73- 3.77 4.68- 3.77 10.71- 3.77 | 443129 | 343016 | |   | 444035 | 344003 | |   |
| 2600, 3500 (SD 1) 2400 SD Turbo Exc. Vitesse | 6.76- 6.82- | 665031 | | |  | 444076 | Exc.  | 551021 |   |
| 2300 (SD 1) 2000 (SD 1) | 10.77- 1.82- | 665031 | | |  | 444076 | Exc.  | 551021 |   |
| Austin, Morris, Mini, Sherpa, Maestro, Montego, Triumph ⇒ Austin- Rover Group (GB) | | | | | | | | | |
| | | | | | | | | | |
| Saab (S) | | | | | | | | | |
| 9-3 (YS3D)  W-2 050001/W-7 050001⇒ | | | | | | | | | |
|   | 98- | | 366012 | |  | 343270 | 553194 | |   |
| 90 | | | | | | | | | |
|  | 84- 88 | | 343008 | 553014 |  0,5 | | 343024 | 551005 |  0,8 |

*Excel-G is a new name of SUPER
Excel-G ist der neue Name für SUPER
Excel-G est le nom nouveau pour SUPER


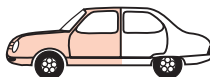


| MODEL FAHRZEUG MODELE | YEAR JAHR ANNEE | FRONT/VORNE/AVANT | | |  ⌚ | REAR/HINTEN/ARRIERE | | |  ⌚ |
|--|-----------------------|-------------------|------------------------------|--------------------------------|---|---------------------|------------------------------|--|--|
| | | PREMIUM Oil | EXCEL-G* Twin-tube Gas | GAS-A-JUST Mono-tube Gas | | PREMIUM Oil | EXCEL-G* Twin-tube Gas | GAS-A-JUST Mono-tube Gas | |
| Saab (S) | | | | | | | | | |
| 95, 96, GT 750 | | | | | | | | | |
| 95, 96, GT 750  | 60- 79 | 443033 | 343083 | |  0,5 | 443034 | 343084 | |  0,8 |
| 95  | 60- 78 | 443033 | 343083 | |  0,5 | | | | |
| 99   | | | | | | | | | |
|  Exc. Turbo | 68- 4.78 | 443035 | 343008 | |  0,5 | 443036 | 343009 | |  0,8 |
| Turbo | 77- 4.78 | | 343008 | |  0,5 | | 343009 | |  0,8 |
|  Exc. Turbo | 5.78- 84 | 443035 | 343008 | 553014 |  0,5 | 443038 | 343024 | 551005 |  0,8 |
| Turbo | 5.78- 84 | | 343008 | 553014 |  0,5 | | 343024 | 551005 |  0,8 |
| 900 | | | | | | | | | |
|  Exc. Turbo | 5.78- 93 | 443037 | 343023 | 553015 |  0,5 | 443038 | 343024 | 551005 |  0,8 |
| Turbo  | 5.78- 93 | | 343023 | 553015 |  0,5 | | 343024 | 551005 |  0,8 |
|  2.0, 2.0 Turbo, 2.3, 2.5-V6 | 9.93- 98 | | 366010 | |  | | 343270 | 553194 |  |
|  2.0, 2.0 Turbo, 2.3, 2.5-V6 | 9.93- 98 | | 366009 | |  | | 343270 | 553194 |  |
| 9000 | | | | | | | | | |
|   H1015470 →  H8000556 → Exc. Sport, CS | 87- | | 334029 | |  1,1 | | | 553187 Exc.  |  1,1 |
| CS  Exc. Sport | 92- | | 334029 | |  1,1 | | | 553187 Exc.  |  1,1 |
| Santana (E)⇒ Suzuki (J) | | | | | | | | | |
| | | | | | | | | | |



| MODEL FAHRZEUG MODELE | YEAR JAHR ANNEE | FRONT/VORNE/AVANT | | |  | REAR/HINTEN/ARRIERE | | |  |
|--|-----------------------|-------------------|------------------------------|--------------------------------|---|---------------------|------------------------------|--------------------------------|---|
| | | PREMIUM Oil | EXCEL-G* Twin-tube Gas | GAS-A-JUST Mono-tube Gas | | PREMIUM Oil | EXCEL-G* Twin-tube Gas | GAS-A-JUST Mono-tube Gas | |
| Seat (E) | | | | | | | | | |
| 124, 1430 | | | | | | | | | |
|  124, 1430 Incl. Sport | 67- | 443007 | 343072 | 553003 |  | 443008 | 343017 | 553004 |  |
|  124, 1430 | 67- | 443007 | 343072 | 553003 |  | 443123 | 343098 | 553005 |  |
| 127 | | | | | | | | | |
|  ALL | 71- | 633002 | 333014 | |  | 633003 | 333005 | |  |
| 128 | | | | | | | | | |
|  ALL | 73- | 633004 | 333013 | |  | 633005 | 333015 | |  |
| 131 | | | | | | | | | |
| Mirafiori  | 74- 78 | 633006 | 333016 | |  | 443008 | 343017 | 553004 |  |
| Mirafiori  | 74- 78 | 633006 | 333016 | |  | 443012 | 343076 | |  |
| Super Mirafiori  | 77- | 633007 | 333017 | |  | 443008 | 343017 | 553004 |  |
| 132 | | | | | | | | | |
| 1600, 1800, 2000 | 72- | 443013 | 343018 | 553006 |  | 443014 | 343019 | 554005 |  |
| Alhambra | | | | | | | | | |
|  ALL Exc.  (7MS) | 3.96- | | 334947 | |  | | 343319 | 553244 |  |
|  ALL  (7MS) | 3.96- | | | |  | | 343319 | 553244 |  |
| Arosa | | | | | | | | | |
| 1.0, 1.4, 1.7 SDI (6H) | 97- | 633950 | 333950 | |  | | 343309 | |  |
| Ibiza, Cordoba   | | | | | | | | | |
| Ibiza 1.2, 1.5, 1.7 D | 7.84- 7.86 | 633812 | 333812 | |  | 633814 | 333814 | |  |

*Excel-G is a new name of SUPER
Excel-G ist der neue Name für SUPER
Excel-G est le nom nouveau pour SUPER



| MODEL FAHRZEUG MODELE | YEAR JAHR ANNEE | FRONT/VORNE/AVANT | | | | REAR/HINTEN/ARRIERE | | | |
|-----------------------------|-----------------------|-------------------|------------------------------|--------------------------------|--|---------------------|------------------------------|--------------------------------|--|
| | | PREMIUM Oil | EXCEL-G* Twin-tube Gas | GAS-A-JUST Mono-tube Gas | | PREMIUM Oil | EXCEL-G* Twin-tube Gas | GAS-A-JUST Mono-tube Gas | |

Seat (E)

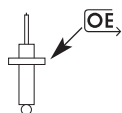
Ibiza, Cordoba

| | | | | | | | | | |
|--|--------------------------|--------|--------|--|-----|----------------------|----------------------|--|-----|
| Ibiza 1.2, 1.5, 1.7 D Junior SXi | 8.86- 8.89 1.86- 8.89 | 633813 | 333813 | | 0,8 | 633815 | 333815 | | 1,1 |
| Ibiza 0.9, 1.2, 1.5, 1.7 D Junior SXi | 9.89- 93 | 633840 | 333840 | | 0,8 | 633815 | 333815 | | 1,1 |
| 1.0, 1.05, 1.4 (6K, 6K/C) 1.9SDI (50kw) | 93- 8.99 | 633950 | 333950 | | 1,2 | 443801 ¹⁾ | 343274 ¹⁾ | | 1,1 |
| 1.6, 1.8 (6K, 6K/C) 1.9D, 1.9TD (47kw, 55kw) Exc. 1.8-16V, 1.9 TDI | 93- 8.99 | 633950 | 333950 | | 1,2 | 443801 ¹⁾ | 343274 ¹⁾ | | 1,1 |
| 1.9 TDI (66kw, 81kw) (6K, 6K/C) | 96- 8.99 | 634950 | 334950 | | 1,2 | 443801 ¹⁾ | 343274 ¹⁾ | | 1,1 |
| 1.8-16V (6K, 6K/C) 2.0 GTi, 2.0 GTi-16V, 2.0SX-16V | 93- 8.99 | 634950 | 334950 | | 1,2 | | 343283 ¹⁾ | | 1,1 |

Cordoba Vario

| | | | | | | | | | |
|----------------------------|-----|--------|--------|--|-----|----------------------|----------------------|--|-----|
| 1.4, 1.6 1.9 SDI (47kw) | 97- | 633950 | 333950 | | 1,2 | 443296 ¹⁾ | 343297 ¹⁾ | | 1,1 |
| 1.9 TDI (81kw) | 97- | 634950 | 334950 | | 1,2 | 443296 ¹⁾ | 343297 ¹⁾ | | 1,1 |

1)




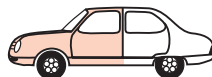
2)

| Model | | Year | KYB |
|---------|----------------------------------|--------------|--------|
| IBIZA | AAU / ABD / ABS / ADZ / 1Y / AAZ | 2.93 - 12.95 | SM1701 |
| | AAU / ABD / ADZ / 1Y / AAZ | 1.96 - 8.99 | SM1704 |
| | ADL / 2E | 3.93 - 3.94 | SM1701 |
| | ADL / 2E | 4.94 - 8.99 | SM1704 |
| | 1F / AEE | 3.93 - 4.96 | SM1701 |
| | 1F / AEE / AFT | 5.96 - 8.99 | SM1704 |
| | AEX / AEY | 9.93 - 1.96 | SM1704 |
| | AAV / ABU / 2G | 2.93 - 7.94 | SM1701 |
| | ADB / 1F / ABU / ABS / 1Y / AAZ | 3.93 - 12.95 | SM1701 |
| CORDOBA | ABD / 1F / ADZ / 1Y / AEY | 96 - 6.99 | SM1704 |
| | ADL / 2E | 10.93 - 4.94 | SM1701 |
| | ADL / 2E | 5.94 - 6.96 | SM1704 |
| | | 7.96 - 6.99 | SM1704 |



| MODEL FAHRZEUG MODELE | YEAR JAHR ANNEE | FRONT/VORNE/AVANT | | | | REAR/HINTEN/ARRIERE | | | |
|---|-----------------------|-------------------|---|--------------------------------|---------|---------------------|------------------------------|--------------------------------|-------------|
| | | PREMIUM Oil | EXCEL-G* Twin-tube Gas | GAS-A-JUST Mono-tube Gas | | PREMIUM Oil | EXCEL-G* Twin-tube Gas | GAS-A-JUST Mono-tube Gas | |
| Seat (E) | | | | | | | | | |
| Leon | | | | | | | | | |
| 1.4, 1.6 Exc. Sport sus., | 10.99- | 633208▼ 633713 | 333259▼ 333713 <u>324016</u> | | | | 343348 <u>915400</u> | 553304 <u>243039</u> | |
| 1.8, 1.8T, 1.9SDi, 1.9TDi Exc. Sport sus., | 10.99- | 634099▼ 634812 | 334220▼ 334812 <u>324016</u> <u>915415</u> | | | | 343348 <u>915400</u> | 553304 <u>243039</u> | |
| Sport sus. | 10.99- | | 334220▼ 334812 <u>324016</u> <u>915415</u> | | | | <u>915400</u> | 553304 <u>243039</u> | |
| | 10.99- | 634099▼ 634812 | 334220▼ 334812 <u>915415</u> | | | | | | |
| Malaga | | | | | | | | | |
| 1.2, 1.5, 1.7 D | 5.85- 7.86 | 633812 | 333812 | | 1,8 | 633814 | 333814 | | 1,1 |
| 1.2, 1.5, 1.7 D | 8.86- 8.89 | 633813 | 333813 | | 0,8 | 633815 | 333815 | | 1,1 |
| 1.2, 1.5, 1.7 D | 9.89- | 633840 | 333840 | | 0,8 | 633815 | 333815 | | 1,1 |
| Panda, Marbella | | | | | | | | | |
| Panda Marbella | 79- 87- 3.89 | 633811▼ 633951 | 333811▼ 333951 | | 0,8 | 441038 | 341212 | | 0,4 |
| Marbella | 4.89- | | | | | 441038 | 341212 | | 0,4 |
| Ronda | | | | | | | | | |
| Exc. Crono | 84- 6.86 | 633812 | 333812 | | 0,8 | 633814 | 333814 | | 1,1 |
| Crono | 84- 6.86 | | | | 0,8 | | | | 1,1 |
| Strada/Ritmo | | | | | | | | | |
| 60, 65, 75, 85 Diesel | 78-12.83 79-12.83 | 633019 | 333009 | | 1,1 | 633044 | 333047 | | 1,0 |

*Excel-G is a new name of SUPER
Excel-G ist der neue Name für SUPER
Excel-G est le nom nouveau pour SUPER

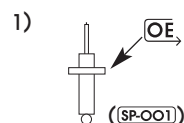


| MODEL FAHRZEUG MODELE | YEAR JAHR ANNEE | FRONT/VORNE/AVANT | | | | REAR/HINTEN/ARRIERE | | | |
|-----------------------------|-----------------------|-------------------|------------------------------|--------------------------------|--|---------------------|------------------------------|--------------------------------|--|
| | | PREMIUM Oil | EXCEL-G* Twin-tube Gas | GAS-A-JUST Mono-tube Gas | | PREMIUM Oil | EXCEL-G* Twin-tube Gas | GAS-A-JUST Mono-tube Gas | |

Seat (E)

Toledo

| | | | | | | | | | |
|---|--------|-------------------|-----------------------------|--|-----|----------------------------------|--|------------------|---------------|
| 1.6, 1.8, 2.0 (1L) 1.9D, 1.9TD (47kw, 50kw, 55kw) Exc. 1.8i-16V, 2.0i-16V, 1.9TDI | 91- 99 | 633950 | 333950 | | + | 443800 ¹⁾ (SP-001) | 343191 ¹⁾ 353013 ¹⁾ (SP-001) | | ⊥ ⊕ 1,1 |
| | | | 915401 | SM1701 ²⁾ SM1704 ²⁾ | 1,2 | | 915405 | | |
| 1.9 TDI (66kw, 81kw) (1L) | 95- 99 | 634950 | 334950 | | + | 443800 ¹⁾ (SP-001) | 343191 ¹⁾ 353013 ¹⁾ (SP-001) | | ⊥ ⊕ 1,1 |
| | | | 915407 | SM1701 ²⁾ SM1704 ²⁾ | 1,2 | | 915407 | | |
| 1.8i-16V GT 2.0i-16V, 2.0i-16V GT (1L) | 91- 99 | 634950 | 334950 | | + | | 343191 ¹⁾ 353013 ¹⁾ (SP-001) | | ⊥ ⊕ 1,1 |
| | | | 915407 | SM1701 ³⁾ SM1704 ³⁾ | 1,2 | | 915405 | | |
| 1.6 Exc. Sport sus., | 99- | 633208▼ 633713 | 333259▼ 333713 324016 | SM1708 | + | | 343348 | 553304 243039 | ⊥ ⊕ |
| 1.8-20V, 2.3-V5, 1.9 TDI Exc. Sport sus., | 99- | 634099▼ 634812 | 334220▼ 334812 324016 | SM1708 | + | | 343348 | 553304 243039 | ⊥ ⊕ |
| | | | 915415 | SM1708 | | | 915400 | | |
| ⊕ Sport sus. 1.6, 1.8-20V, 2.3-V5, 1.9 TDI (1M) | 99- | | 334220▼ 334812 324016 | SM1708 | + | | | 553304 243039 | ⊥ ⊕ |
| | | | 915415 | SM1708 | | | 915400 | | |



2)

| Year | KYB |
|--------------|--------|
| 3.91 - 10.96 | SM1701 |
| 11.96 - 99 | SM1704 |

3)

| Icon | Year | KYB |
|-------|---------------|--------|
| ⊖ ABF | 3.91 - 10.96 | SM1701 |
| ABF | 11.93 - 10.96 | SM1704 |
| | 11.96 - 99 | SM1704 |

Seat Commercial (E)

Inca

| | | | | | | | | | |
|--------------------------|-----|--------|--------|--------|---|--------|--|--------|--------|
| 1.0, 1.4, 1.9 D, 1.9 SDI | 96- | 633950 | 333950 | | + | 443287 | | 553231 | ⊖ ⊕ |
| | | | | SM1704 | | | | | |


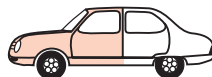
Terra, Trans















































| | | | | | | | | | |
|----------------|-----------------|--------|--------|--------|-----|--------|--------|--|---------------|
| Terra Trans | 87- 3.89 85- | 633811 | 333811 | | + | 441038 | 341212 | | ⊖ ⊗ 0,4 |
| | | | | SM1804 | 0,8 | | | | |
| Terra | 4.89- | | | | | 441038 | 341212 | | ⊖ ⊗ 0,4 |



























































| MODEL FAHRZEUG MODELE | YEAR JAHR ANNEE | FRONT/VORNE/AVANT | | | | | REAR/HINTEN/ARRIERE | | | | |
|---|--------------------------------|---|--|------------------|---------|---------------|---------------------|-------------------------|---------|--|--|
| | | PREMIUM | EXCEL-G* | GAS-A-JUST | PREMIUM | | EXCEL-G* | GAS-A-JUST | | | |
| | | Oil | Twin-tube Gas | Mono-tube Gas | Oil | | Twin-tube Gas | Mono-tube Gas | | | |
| Skoda (CS) | | | | | | | | | | | |
| 1000, MB 100, L 110, L, LS, R 105, S, L 120, LS, GLS, LSX | 64- 69 70- 70- 10.76- | 443143 | 343106 | 553139 | 0,5 | 443144 | 343107 | 553140 | 0,5 | | |
| Fabia | | | | | | | | | | | |
| | 00- | | | | | | 343328 | | | | |
| Favorit | | | | | | | | | | | |
| | 88- 94 | 633835 Exc. | 333835 | | 0,8 | 441800 | 341800 | | 0,8 | | |
| Felicia | | | | | | | | | | | |
| | 94- 6.01 | 633835 Exc. | 333835 | | | 441800 | 341800 | | | | |
| Forman | | | | | | | | | | | |
| | 90- 95 | 633835 | 333835 | | 0,8 | 441800 | 341800 | | 0,8 | | |
| Octavia | | | | | | | | | | | |
| 1.6, 1.9D (1U) 1.9 TDi-66kw Exc. 1.9 TDi-81kw Exc. Sport sus., | 97- | 633208▼ 633713 | 333259▼ 333713 <u>324016</u> SM1708 | | | | 343280 | 553206 <u>243037</u> | | | |
| 1.8-20V, 1.8 Turbo (1U) 1.9 TDi-81kw Exc. Sport sus., | 97- | 634099▼ 634812 <u>915415</u> SM1708 | 334220▼ 334812 <u>324016</u> SM1708 | | | <u>915400</u> | 343280 | 553206 <u>243037</u> | | | |
| Octavia | | | | | | | | | | | |
| 1.6, 1.9D (1U) 1.9 TDi-66kw Exc. 1.9 TDi-81kw Exc. Sport sus., | 97- | 633208▼ 633713 SM1708 | 333259▼ 333713 | | | | 343298 | 553232 | | | |
| 1.8-20V, 1.8 Turbo (1U) 1.9 TDi-81kw Exc. Sport sus., | 97- | 634099▼ 634812 SM1708 | 334220▼ 334812 | | | | 343298 | 553232 | | | |
| Pick-Up, Felicia Pick-Up | | | | | | | | | | | |
| (787) | 93- 95 | 633835 | 333835 | | | 441800 | 341800 | | | | |
| 1.3, 1.6, 1.9D (797) | 96- | 633835 | 333835 Exc. | | | 443291 | 343285 | | | | |

*Excel-G is a new name of SUPER
Excel-G ist der neue Name für SUPER
Excel-G est le nom nouveau pour SUPER


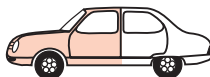










































































| MODEL FAHRZEUG MODELE | YEAR JAHR ANNEE | FRONT/VORNE/AVANT | | |  | REAR/HINTEN/ARRIERE | | |  |
|---|-----------------------|-------------------|--|--------------------------------|--|---------------------|---|--------------------------------|---|
| | | PREMIUM Oil | EXCEL-G* Twin-tube Gas | GAS-A-JUST Mono-tube Gas | | PREMIUM Oil | EXCEL-G* Twin-tube Gas | GAS-A-JUST Mono-tube Gas | |
| Subaru (J) | | | | | | | | | |
| E Series, Libero | | | | | | | | | |
| E10 1.0  ,  (KJ5, KJ6) E12 1.2  (KJ8) | 84- 93 | | | | | | 343294 | |  |
| E12 1.2  (FA7) E12 1.2  (FA8) | 5.93- | | | | | 442037 | | |  |
| Forester | | | | | | | | | |
| 2.0  (SF5) Exc. 2.0 Turbo  | 97- | | 334190 L 334189 R | |  | | 334192 L 334191 R Exc.  | |  |
| 2.0 Turbo  (SF5) | 97- | | 334190 L 334189 R | |  | |  OE =  | | |
| Impreza  (GC/GD),  (GF/GG) | | | | | | | | | |
|  (GC/GF 3/5/7) 1.6, 1.8, 2.0 | 92- 7.98 | | 334114L▼ ¹⁾ 334113R▼ ¹⁾ 334254 L 334253 R | |  | | 334147 L 334146 R | |  |
|  (GC/GF 3/5/7) 1.6, 1.8, 2.0 | 8.98-12.00 | | 334254 L ²⁾ 334253 R ²⁾ | |  | | 334147 L 334146 R | |  |
|  (GC/GF 4/6/8) 1.6, 1.8, 2.0 Exc, GT (2.0 Turbo) | 92- 7.98 | | 334114L▼ ¹⁾ 334113R▼ ¹⁾ 334254 L 334253 R | |  | | 334110 L 334109 R | |  |
|  (GC/GF 4/6/8) 1.6, 1.8, 2.0 Exc, GT (2.0 Turbo) | 8.98-12.00 | | 334254 L ²⁾ 334253 R ²⁾ | |  | | 334110 L 334109 R | |  |
|  (GC/GF8*L8) 2.0 Turbo | 92- 7.98 | | 334163L▼ ¹⁾ 334162R▼ ¹⁾ 334256 L 334255 R | |  | | 334110 L 334109 R | |  |
|  (GC/GF8*L8) 2.0 Turbo | 8.98-12.00 | | 334256 L ²⁾ 334255 R ²⁾ | |  | | 334110 L 334109 R | |  |
| 1) OE = 20360 FA *** 2) OE = 20361 FA *** | | | | | | | | | |
|   (GD) 2.0, 2.0 Turbo WRX Exc. WRX-STi | 10.00- | | 334305 L 334304 R | |  | | 334307 L 334306 R | |  |
|   (GG) 1.6, 2.0, 2.0 Turbo WRX | 10.00- | | 334301 L 334300 R | |  | | 334303 L 334302 R | |  |



| MODEL FAHRZEUG MODELE | YEAR JAHR ANNEE | FRONT/VORNE/AVANT | | |   | REAR/HINTEN/ARRIERE | | |   |
|--|-----------------------|----------------------|--|--------------------------------|--|----------------------|--|--------------------------------|--|
| | | PREMIUM Oil | EXCEL-G* Twin-tube Gas | GAS-A-JUST Mono-tube Gas | | PREMIUM Oil | EXCEL-G* Twin-tube Gas | GAS-A-JUST Mono-tube Gas | |
| Subaru (J) | | | | | | | | | |
| Justy, J Series | | | | | | | | | |
|   (KA, KD)   JF1K **A→JF1K **J | 2.84- 7.88 | | | | | 632037 L 632036 R | | |  |
|   (KA, KD)   JF1K **K→JF1K **S | 7.88- 95 | 633207 L 633206 R | | |  | 632077 L 632076 R | | |  |
|  (HSJ56, HSN56)   = TSM ***) Exc.  | 96- | 633134 L 633133 R | 333195 L 333194 R | |  | 633174 | 333196 | |  |
| Legacy  (BC, BD, BE),  (BF, BJ, BG, BH) Exc.  | | | | | | | | | |
|  (BC/BF/BJ) 1.6, 1.8, 2.0, 2.2 | 89- 6.91 | | 334106 L 334105 R | |  | | 334145 L 334144 R O.E.=20361AA*** | |  |
|  (BC/BF/BJ) 1.6, 1.8, 2.0, 2.2 | 7.91-12.93 | | 334106 L 334105 R | |  | | 334147 L 334146 R O.E.=20362AA*** | |  |
|  (BD/BG) 2.0, 2.2 | 1.94- 99 | | 334114L▼ 334113R▼ 334254 L 334253 R | |  | | 334165 L 334164 R | |  |
|  (BC/BF/BJ) 1.8, 2.2 Exc.  | 89- 6.91 | | 334106 L 334105 R | |  | | 334108 L 334107 R O.E.=20361AA*** | |  |
|   (BC/BF/BJ) 1.8, 2.2 | 1.90- 6.91 | | 334106 L 334105 R | |  | | O.E.=20361AA28*/29*, 48*/49* | |  |
|  (BC/BF/BJ) 1.8, 2.0, 2.2 Exc. 2.0 Turbo (BC/BF5*L8) | 7.91-12.93 | | 334106 L 334105 R | |  | | 334110 L 334109 R O.E.=20362AA*** | |  |
|  2.0 Turbo (BC/BF5*L8) | 7.91-12.93 | | 334112 L 334111 R | |  | | 334110 L 334109 R | |  |
|  (BD/BG 5,7) 2.0, 2.2 | 1.94- 5.96 | | 334114 L▼ 334113 R▼ 334254 L 334253 R | |  | | 334116 L 334115 R O.E.=20362AC*** | |  |
|  (BD/BG 5,7) 2.0, 2.2 | 6.96- 99 | | 334114 L▼ 334113 R▼ 334254 L 334253 R | |  | | 334116L ¹⁾ 334115R ¹⁾ 335019L ²⁾ 335018R ²⁾ | |  |
|  (BD/BG9*L9) 2.5 Exc. Outback (BG9*LB) | 6.96- 99 | | 334112 L 334111 R | |  | | 335019 L 335018 R | |  |
| 1) 334115, 334116 : OE=20363 AC *** 2) 335018, 335019 : OE=20364 AC *** | | | | | | | | | |

*Excel-G is a new name of SUPER
Excel-G ist der neue Name für SUPER
Excel-G est le nom nouveau pour SUPER

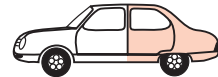
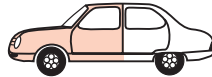


| MODEL FAHRZEUG MODELE | YEAR JAHR ANNEE | FRONT/VORNE/AVANT | | |  | REAR/HINTEN/ARRIERE | | |  |
|--|-----------------------|-------------------|------------------------------|--------------------------------|--|---------------------|------------------------------|--------------------------------|---|
| | | PREMIUM Oil | EXCEL-G* Twin-tube Gas | GAS-A-JUST Mono-tube Gas | | PREMIUM Oil | EXCEL-G* Twin-tube Gas | GAS-A-JUST Mono-tube Gas | |
| Subaru (J) | | | | | | | | | |
| Legacy  (BC, BD, BE),  (BF, BJ, BG, BH) Exc.  | | | | | | | | | |
|  (BG9*LB) 2.5 Outback | 6.96- 99 | | 334167 L 334166 R | |  | | 335021 L 335020 R | |  |
|  2.0, 2.5 (BE/BH) Exc.  ,  Outback | 12.98- | | 334274 L 334273 R | |  | | 341275 | |  |
|  2.5 Outback (BE/BH) Exc.  ,  | 12.98- | | 334276 L 334275 R | |  | | 341276 | |  |
| L Series  | | | | | | | | | |
|  (AU2)  | 5.79- 84 | | 333227 OE= 721032 240/241 | |  | | 343284 | |   0,4 |
|  (AU2)  | 84- | | 333160 OE= 721032 081 | |  | | 343284 | |   0,4 |
|  (AU5)  | 5.79- | | 333227 | |  | | 343284 | |   0,4 |
| L Series  Exc.  | | | | | | | | | |
|  (AM1, AM2) 1300, 1600 | 5.79- 84 | | 333226 | |  | | 344276 | |   0,4 |
|  (AM4) 1800 | 5.79- 84 | | 333160 | |  | | 344276 | |   0,4 |
|  (AM3, AM5, AJ 5) 1600, 1800 | 5.79- 84 | | 333227 | |  | | 344276 | |   0,4 |
|  (AN1) 1300 DL | 8.84- 91 | | 333231 L 333230 R | |  | | 341214 | |   1,3 |
|  (AN2, AN4) 1600 DL, 1800 DL, GL | 8.84- 93 | | 333159 L 333158 R | |  | | 341214 | |   1,3 |
|  (AN3) 1600 DL | 8.84- 7.85 | | 333159 L 333158 R | |  | | 341215 | |   1,3 |
|  (AN5, AK5) 1800 DL, GL | 8.84- 7.85 | | 333235 L 333234 R | |  | | 341215 | |   1,3 |
|  (AN3, AN5, AK5) 1600 DL, 1800 DL, GL | 8.85- 7.86 | | 333235 L 333234 R | |  | | 341215 | |   1,3 |
|  (AN3, AN5, AK5) 1600 DL, 1800 DL, GL | 8.86- 93 | | 333235 L 333234 R | |  | | 341216 | |   1,3 |















































| MODEL FAHRZEUG MODELE | YEAR JAHR ANNEE | FRONT/VORNE/AVANT | | | | REAR/HINTEN/ARRIERE | | | |
|---|-----------------------|-------------------|----------------------|------------------|--|---------------------|------------------|------------------|--|
| | | PREMIUM | EXCEL-G* | GAS-A-JUST | | PREMIUM | EXCEL-G* | GAS-A-JUST | |
| | | Oil | Twin-tube Gas | Mono-tube Gas | | Oil | Twin-tube Gas | Mono-tube Gas | |
| Subaru (J) | | | | | | | | | |
| L Series, Leone (AF), (AB), (AW) (5.79-85) Exc. | | | | | | | | | |
| (AF 1/2, AB 1/2/4, AW 4) | 5.79- 85 | | 333226 | | | | 343056 | | |
| (AF5, AB5) | 5.79- 85 | | 333227 | | | | 344276 | | |
| L Series, Leone (AG), (AC), XT (AX) (8.84-93) Exc. | | | | | | | | | |
| (AG1, AG2, AG4) 1300, 1600, 1800 DL, GL, GT | 8.85- 90 | | 333231 L 333230 R | | | | 341215 | | |
| (AC1, AC2, AC4) 1300, 1600, 1800 DL, GL, GT | 8.84- 93 | | 333231 L 333230 R | | | | 341214 | | |
| (AC1, AC2, AC4) 1300, 1600, 1800 DL, GL, GT | 8.84- 93 | | 333159 L 333158 R | | | | 341214 | | |
| (AX4) XT 1800 Turbo | 8.84- 91 | | 333229 L 333228 R | | | | 341214 | | |
| 1800 GL (AG5*L3), 4 WD Turbo (AG5*L9) Exc. RX (AG5*L8) | 8.85- 7.86 | | 333235 L 333234 R | | | | 341215 | | |
| 1800 GL (AG5*L3), 4 WD Turbo (AG5*L9) Exc. RX (AG5*L8) | 8.86- 90 | | 333235 L 333234 R | | | | 341216 | | |
| (AC5*L2/L3) 1800 DL, GL | 8.84- 89 | | 333235 L 333234 R | | | | 341215 | | |
| RX 1800 Turbo (AC/AG5*L8) Exc. 4WD Turbo (AG7, AC7) | 8.84- 7.86 | | 333233 L 333232 R | | | | 341215 | | |
| RX 1800 Turbo (AC/AG5*L8) Exc. 4WD Turbo (AG7, AC7) | 8.86- 89 | | 333233 L 333232 R | | | | 341216 | | |
| Rex 600 | | | | | | | | | |
| (K 21, 22, 23, 24 series) | 6.72- 81 | | | 552014 | | | | 552015 | |
| (K 26, 42, 43, 44 series) | 2.74- 81 | | | 552014 | | 443193 | | 553093 | |
| (KF 1) | 81- | | | | | | 342011 | | |

*Excel-G is a new name of SUPER
Excel-G ist der neue Name für SUPER
Excel-G est le nom nouveau pour SUPER


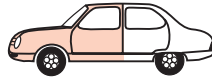


















































































| MODEL FAHRZEUG MODELE | YEAR JAHR ANNEE | FRONT/VORNE/AVANT | | | | REAR/HINTEN/ARRIERE | | | |
|--|-----------------------|--|--|--------------------------------|---------|----------------------|------------------------------|--------------------------------|---------|
| | | PREMIUM Oil | EXCEL-G* Twin-tube Gas | GAS-A-JUST Mono-tube Gas | | PREMIUM Oil | EXCEL-G* Twin-tube Gas | GAS-A-JUST Mono-tube Gas | |
| Subaru (J) | | | | | | | | | |
| Vivio | | | | | | | | | |
| | 8.93- 7.94 | | 332083 L 332082 R | | | | 332085 L 332084 R | | |
| | 8.94- | | 332083 L 332082 R | | | | 332087 L 332086 R | | |
| Suzuki (J) | | | | | | | | | |
| Alto | | | | | | | | | |
| Alto (SS 30 V) | 4.79-10.81 | 632006 | 332016 | | 2,9 | 442014 | | | |
| Alto (SS 30 V, SS 40 V) | 10.81- | | | | | 442021 | | 552020 | 0,6 |
| Alto 600 (SS 40 F) | | 632027 L 632026 R | | | | 442021 | | 552020 | |
| Alto 800 (SS 80 F, SS80 G) | 81- 1.86 | 632006 | 332016 | | 2,9 | 442021 | | 552020 | 0,6 |
| SB 308 (CA 91, CB 91) 00100001→00200000 | 7.86-12.87 | 632051 L 632050 R | | | | 442030 | | | |
| SB 308 (CA 91, CB 91) 00200001→ | 88- 92 | 632051 L 632050 R | | | | | 342020 | | |
| SH 410 (FA 11, FB 11) | 94- | 632094 L 632093 R | | | | | 342018 | | |
| Baleno Exc. | | | | | | | | | |
| Incl. ABS 1.3 1.6 , | 95- | 633184 L▼ 633183 R▼ 633222 L 633221 R | 333214 L▼ 333213 R▼ 333313 L 333312 R | | | 633186 L 633185 R | 333216 L 333215 R | | |
| Incl. ABS 1.3 1.5 1.6 , | 95- | 633184 L▼ 633183 R▼ 633222 L 633221 R | 333214 L▼ 333213 R▼ 333313 L 333312 R | | | | 333216 L 333215 R | | |
| , Incl. ABS 1.8 | 95- | | 333214 L▼ 333213 R▼ 333313 L 333312 R | | | | 333216 L 333215 R | | |







































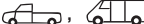





| MODEL FAHRZEUG MODELE | YEAR JAHR ANNEE | FRONT/VORNE/AVANT | | |  | REAR/HINTEN/ARRIERE | | |  |
|---|-----------------------|----------------------|--|--------------------------------|--|---------------------|------------------------------|--------------------------------|--|
| | | PREMIUM Oil | EXCEL-G* Twin-tube Gas | GAS-A-JUST Mono-tube Gas | | PREMIUM Oil | EXCEL-G* Twin-tube Gas | GAS-A-JUST Mono-tube Gas | |
| Suzuki (J) | | | | | | | | | |
| Baleno  | | | | | | | | | |
|  Incl.  1.6  ,  1.8  | 95- | | 333214 L▼ 333213 R▼ 333313 L 333312 R | |  | | 333216 L 333215 R | |  |
| Ignis | | | | | | | | | |
|  1.3 Incl.  | 00- | | | |  | | 342026 | |  |
|  1.3 Incl.  | 00- | | | |  | | 342027 | |  |
| Jimny | | | | | | | | | |
| 1.3  ,  (SN413: JA33, JB33)  JSAFJA33***, JSAFJB33*** | 98- | | 343287 | |  | | 343288 | |  |
| Jimny/Samurai (SJ) | | | | | | | | | |
| Jimny (LJ 10, 20, LJ 81) | 70- 77 | 443156 | 343185 | 553107 |  | 443194 | 343153 | 553106 |  |
| Jimny (SJ 10, SJ 20, LJ 80 series) | 77- | 443156 | 343185 | 553107 |  | 443067 | 343194 | 553024 |  |
| Jimny/Samurai (SJ 30, SJ 410, SJ 413) | 5.81- 88 | 443156 | 343185 | 553107 |  0,8 | 443194 | 343153 | 553106 |  0,8 |
| SJ413/SJ419 Samurai, Santana SJ413 | | | | | | | | | |
| 1.3 SJ413 Samurai, Santana | 88- | 443156 | 343185 | 553107 |  0,8 | 443194 | 343153 | 553106 |  0,8 |
| 1.9 TD SJ419 Samurai, Santana | 98- | | | 553220 |  0,8 | | | 553221 |  0,8 |
| Swift | | | | | | | | | |
| 1000 (AA41): SA 310 1300 (AA51): SA 413 | 10.83-10.86 | 632031 L 632030 R | 332023 L 332022 R | |  1,3 | 442028 | 342012 | 552021 |  0,7 |
| 1000 (AA43): SA 310 1300 (AA53): SA 413 Gti/GXi (AA33): SA 413 | 10.86- 89 | 632049 L 632048 R | | |  1,3 | 441059 | 341075 | |  0,7 |
| Swift ( :  = TSM...) | | | | | | | | | |
|    1.0 (AA 44/AB 44, AH 44: SF 310) 1.3 (AA 35/AB 35, AH 35: SF 413) | 92- 92- | 633134 L 633133 R | 333195 L 333194 R | |  1,3 | 633174 | 333196 | |  0,6 |

*Excel-G is a new name of SUPER
Excel-G ist der neue Name für SUPER
Excel-G est le nom nouveau pour SUPER


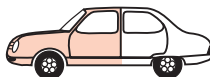




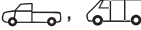















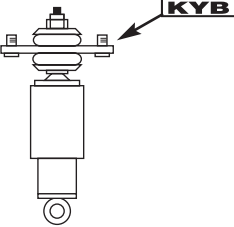
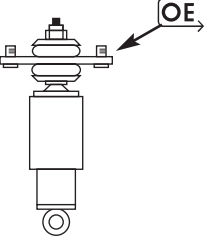



| MODEL FAHRZEUG MODELE | YEAR JAHR ANNEE | FRONT/VORNE/AVANT | | |  ⌚ | REAR/HINTEN/ARRIERE | | |  ⌚ |
|--|----------------------------------|----------------------|------------------------------|--------------------------------|---|---------------------|------------------------------|--------------------------------|--|
| | | PREMIUM Oil | EXCEL-G* Twin-tube Gas | GAS-A-JUST Mono-tube Gas | | PREMIUM Oil | EXCEL-G* Twin-tube Gas | GAS-A-JUST Mono-tube Gas | |
| Suzuki (J) | | | | | | | | | |
| Swift ( :  = JSAE...) | | | | | | | | | |
|   1.0 (AA 44/AB 44: SF 310) 1.3 (AA 35/AB 35: SF 413) Exc. GTi  00100001→00140000 | 1.89- 92 1.89- 92 | 632069 L 632068 R | 332053 L 332052 R | |  1,3 | 632067 | 332051 | |  0,6 |
|   1.3 GTi (AA 34: SF 413)  00100001→00104275 | 1.89-12.89 | 632069 L 632068 R | 332053 L 332052 R | |  1,3 | 633174 | 333196 | |  0,6 |
|   1.3 GTi (AA 34: SF 413)  00104276→00140000 | 1.90- 92 | 632062 L 632061 R | 332050 L 332049 R | |  1,3 | 633174 | 333196 | |  0,6 |
|   1.0 (AA 44/AB 44 : SF 310) 1.3 (AA 35/AB 35, AA 34 : SF 413) Incl. GTi  00140001→ | 92- 92- | 633134 L 633133 R | 333195 L 333194 R | |  1,3 | 633174 | 333196 | |  0,6 |
|   1.3 (AF 35: SF 413)  00100001→00102077 | 1.89- 90 | 632062 L 632061 R | 332050 L 332049 R | |  1,3 | 632067 | 332051 | |  0,6 |
|   1.3 (AF 35: SF 413)  00102078→ | 1.91- | 633134 L 633133 R | 333195 L 333194 R | |  1,3 | 633174 | 333196 | |  0,6 |
|  1.3  (AH 35 : SF 413)  →00107571 1.6  (AH 14 : SF 416)  →00109591 1.6  (AJ 14 : SF 416)  →00102383 | 1.89- 90 1.89- 90 1.89- 90 | 632062 L 632061 R | 332050 L 332049 R | |  1,3 | 633174 | 333196 | |  0,6 |
|  1.3  (AH 35 : SF 413)  00107572→ 1.6  (AH 14 : SF 416)  00109592→ 1.6  (AJ 14 : SF 416)  00102384→ | 90- 90- 90- | 633134 L 633133 R | 333195 L 333194 R | |  1,3 | 633174 | 333196 | |  0,6 |
|   1.3 (AK 35 : SF 413) | 92- | 633134 L 633133 R | 333195 L 333194 R | |  1,3 | 633174 | 333196 | |  0,6 |
| Vitara ( JSAE TA/TD..., 2S3TA...) | | | | | | | | | |
| 1.6   (TA0: SE 416) 1.6  (TD0: SE 416)  →TA/TD 0##01110000 | 89- 95 91- 95 | 634020 L 634019 R | 334016 L 334015 R | |  1,2 | | 343247 | 553158 |  ⊥ ⊖ 0,6 |
| 1.6   Incl. ⊕ ABS (TA0: SE 416) 1.6  Incl. ⊕ ABS (TD0: SE 416)  TA/TD 0##01110001→ | 96- 96- | 634073 L 634072 R | 334140 L 334139 R | |  1,2 | | 343247 | 553158 |  ⊥ ⊖ 0,6 |
| 2.0-V6  Incl. ⊕ ABS (TD1: SV 620) 2.0 TD  Incl. ⊕ ABS (TD3: SV420D) | 96- 96- | 634073 L 634072 R | 334140 L 334139 R | |  1,2 | | 343247 | 553158 |  ⊥ ⊖ 0,6 |
| Santana SE416 Vitara ( :  VSEOSJ..., VSEE TV/TW...) | | | | | | | | | |
| 1.6   Incl. ⊕ ABS (JJ/JV 61, TV 0) 1.6  Incl. ⊕ ABS (TWO) | 89- 89- | 634073 L 634072 R | 334140 L 334139 R | |  1,2 | | 343247 | 553158 |  ⊥ ⊖ 0,6 |

























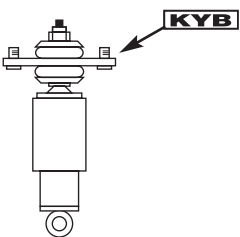
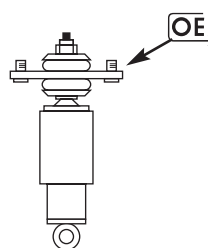



| MODEL FAHRZEUG MODELE | YEAR JAHR ANNEE | FRONT/VORNE/AVANT | | |  | REAR/HINTEN/ARRIERE | | |  |
|--|---|--|------------------------------|--------------------------------|--|---------------------|------------------------------|--------------------------------|--|
| | | PREMIUM Oil | EXCEL-G* Twin-tube Gas | GAS-A-JUST Mono-tube Gas | | PREMIUM Oil | EXCEL-G* Twin-tube Gas | GAS-A-JUST Mono-tube Gas | |
| Suzuki (J) | | | | | | | | | |
| Grand Vitara ( JSAF TA/TD/TL..., 2S2GTA...) | | | | | | | | | |
| 1.6  2.0   2.0 TD  2.5  Incl.  ABS | (TA0.SQ416) (TA5, TL5.SQ420) (TD3.SQ420) (TD6.SQ425) | 98- | 634090 L 634089 R | 334196 L 334195 R |  | | 343247 | 553158 |  |
| Wagon R+ | | | | | | | | | |
|   Incl.  | | 97- 98- | | 332093 L 332092 R |  | | 342020 | |  |
|  Incl.  | | 00- | | 333307 L 333306 R |  | | 343331 | |  |
| X-90 | | | | | | | | | |
| 1.6  Incl.  (LA 1) 1.6  Incl.  (LB 1) | | 96- 96- | 634073 L 634072 R | 334140 L 334139 R |  1,2 | | 343247 | 553158 |  0,6 |
| Suzuki Commercial (J) | | | | | | | | | |
| Carry | | | | | | | | | |
| Carry (ST 20 series) | 76- 6.81 | 663044 | | |  | 442022 | | 552012 |  |
| Carry (ST 30) | 3.79- 6.81 | 663038 ¹⁾ | | |  | 442015 | | |  |
| Carry (ST 30, 40 series) | 6.81- 3.85 | 663050 ²⁾ | | |  | | | | |
| Carry (ST 40 series) | 7.81- 3.85 | | | | | 442022 | | |  |
| Carry Van (ST 40 V) | 10.80- 3.85 | | | | | 442015 | | |  |
| Carry 800 (ST 90) | 81- 3.85 | 663038 ¹⁾ 663050 ²⁾ | | |  2,5 | 442022 | | |  0,8 |
| Carry  (ST 31 K, ST 41 K)  ,  | 9.81- 3.85 | | | | | 442022 | | |  |
| Carry  (ST 31 V, ST 41 V)  | 10.81- 3.85 | | | | | 442015 | | |  |
| 1) 663038: OE= 41601-79010, 41602-79010. 2) 663050: OE= 41601-79030/31, 41602-79030/31, 41601-79040/41, 41602-79040/41. | | | | | | | | | |

*Excel-G is a new name of SUPER
Excel-G ist der neue Name für SUPER
Excel-G est le nom nouveau pour SUPER


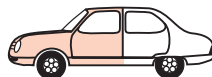


















































| MODEL FAHRZEUG MODELE | YEAR JAHR ANNEE | FRONT/VORNE/AVANT | | |  | REAR/HINTEN/ARRIERE | | |  |
|---|-----------------------|----------------------|------------------------------|--------------------------------|---|--|--|--------------------------------|--|
| | | PREMIUM Oil | EXCEL-G* Twin-tube Gas | GAS-A-JUST Mono-tube Gas | | PREMIUM Oil | EXCEL-G* Twin-tube Gas | GAS-A-JUST Mono-tube Gas | |
| Suzuki Commercial (J) | | | | | | | | | |
| Carry | | | | | | | | | |
| Super Carry (SK 410 K/T)  | 86- | 633061 L 633060 R | | |  | | | | |
| Super Carry (SK 410 V)  | 86- | 633061 L 633060 R | | |  | 442028 | 342012 | |  0,8 |
| Talbot (F) (GB) | | | | | | | | | |
| Alpine | | | | | | | | | |
|  | 7.75- 80 | 443114 | 343051 | 553072 |  | 443115 | 343052 | 553131 |  |
| Avenger   | | | | | | | | | |
| 1250, 1500 (200 series) | 2.70- 8.74 | 663033 | | |  | 441011 ¹⁾ 443173 ²⁾ | 341009 ¹⁾ 343170 ²⁾ | |  |
| 1300, 1600 (800 series) | 9.74-10.77 | 663034 | 363005 | |  | 441011 ¹⁾ 443173 ²⁾ | 341009 ¹⁾ 343170 ²⁾ | |  |
| 1300, 1600 | 10.77- 5.81 | 663034 | 363005 | |  | 441012 ¹⁾ 443173 ²⁾ | 341006 ¹⁾ 343170 ²⁾ | |  |
| <div><div>1) </div><div>2) </div></div> | | | | | | | | | |
| Horizon | | | | | | | | | |
|  | 77- 86 | 443131 | 343025 | 553130 |  | 443130 | 343026 | |  0,6 |





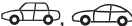








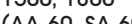











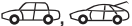



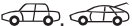



















| MODEL FAHRZEUG MODELE | YEAR JAHR ANNEE | FRONT/VORNE/AVANT | | |  | REAR/HINTEN/ARRIERE | | |  |
|--|--------------------------------|-------------------|------------------------------|--------------------------------|--|--|--|--------------------------------|--|
| | | PREMIUM Oil | EXCEL-G* Twin-tube Gas | GAS-A-JUST Mono-tube Gas | | PREMIUM Oil | EXCEL-G* Twin-tube Gas | GAS-A-JUST Mono-tube Gas | |
| Talbot (F) (GB) | | | | | | | | | |
| Minx, Scepter, Rapier, Vogue, Hunter | | | | | | | | | |
| Minx, Scepter (Exc. Estate) Rapier, Alpine Fastback H 120, Vogue Humber, Scepter Mk III Hunter Saloon | 67- 76 67- 76 67- 80 | 665027 | | |  | 443113 | | |  |
| Samba | | | | | | | | | |
|  | 82- | 633021 | 333020 | |  3,5 | 441041 | 341039 | |  2,5 |
| Simca | | | | | | | | | |
| Simca 1000  Rallye I, II 1005, 1006  | 8.73- 76 74- 80 77- 80 | 443140 | | |  | 443137 | | |  |
| Simca 1100, Berline, Break 1000 Special 1100 Fourgonette | 67- 80 70- 80 77- 80 | 443142 | 343050 | |  | 443115 | 343052 | 553131 |  |
| Simca 1307/1308/1309 | 75- 80 | 443114 | 343051 | 553072 |  0,4 | 443115 | 343052 | 553131 |  0,6 |
| Solara | | | | | | | | | |
|  | 80- | 443131 | 343025 | 553130 |  0,4 | 443130 | 343026 | |  0,6 |
| Sunbeam   | | | | | | | | | |
| 1000, 1300, 1600 | 10.77- 80 | 663034 | 363005 | |  | 441012 ¹⁾ 443173 ²⁾ | 341006 ¹⁾ 343170 ²⁾ | |  |
| <div>1) </div> <div>2) </div> | | | | | | | | | |
| Tagora | | | | | | | | | |
|  | 80- 85 | 664008 | 364002 | |  4,5 | 444036 | 344004 | 554032 |  0,8 |

*Excel-G is a new name of SUPER
Excel-G ist der neue Name für SUPER
Excel-G est le nom nouveau pour SUPER


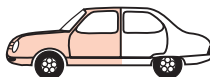


| MODEL FAHRZEUG MODELE | YEAR JAHR ANNEE | FRONT/VORNE/AVANT | | |  | REAR/HINTEN/ARRIERE | | |  |
|---|-----------------------|-------------------|--|--------------------------------|--|---------------------|--|--------------------------------|--|
| | | PREMIUM Oil | EXCEL-G* Twin-tube Gas | GAS-A-JUST Mono-tube Gas | | PREMIUM Oil | EXCEL-G* Twin-tube Gas | GAS-A-JUST Mono-tube Gas | |
| Toyota (J) | | | | | | | | | |
| 4-Runner | | | | | | | | | |
|  LN 130, VZN 130 | 8.89- | | 344202 | 554069 |  0,8 | | 344254 | 554071 |  0,4 |
| Avensis  ,  ,  | | | | | | | | | |
| 1.6, 1.8, 2.0 (AT220, AT221, ST220) 2.0 Diesel Turbo (CT220) | 97- | | 334204 L 334203 R | |  | | 334206 L 334205 R | |  |
| Avensis Verso | | | | | | | | | |
| 2.0, 2.0D | 8.01- | | | |  | | 343347 | |  |
| Blizzard | | | | | | | | | |
| LD 10, LD 10 V | 3.80- 5.84 | 443152 | | 553144 |  | 443150 | | 553143 |  |
| Camry | | | | | | | | | |
|  (SV10, CV10, SV11) 1800, 2000, 2000 Diesel | 3.82- 7.86 | 665046 | 365037 | |  2,8 | | 333012 L 333011 R | |  1,8 |
|   (SV20,SV21, CV20,VZV21) 1800, 2000 i, 2000 TD, 2500-V6 | 10.86- 91 | | 365061 | |  2,4 | | 365062 | |  2,3 |
|   (SV25) 2000 i | 8.88- 91 | | 365061 | |  2,4 | | 334055 L 334054 R | |  2,3 |
|  (SV20, SV21, CV20, VZV21) 1800, 2000 i, 2000 TD, 2500-V6 | 10.86- 92 | | 365061 | |  2,4 | | 365063 | |  2,3 |
|  (SXV10, VCV10) 2200, 3000 | 6.91- 8.94 | | 365085 ¹⁾ 334132 L 334131 R | |   | | 365097 ¹⁾ 334134 L 334133 R | |   |
|  (SXV10, VCV10) 2200, 3000 | 8.94- 8.96 | | 365096 ¹⁾ 334171 L 334170 R | |   | | 365097 ¹⁾ 334134 L 334133 R | |   |
|  (SXV10, VCV10) 2200, 3000 | 3.92- 8.94 | | 334132 L 334131 R | |  | | 334134 L 334133 R | |  |
|  (SXV10, VCV10) 2200, 3000 | 8.94- 7.96 | | 334171 L 334170 R | |  | | 334134 L 334133 R | |  |
|  (SXV20, MCV20) 2200, 3000 | 8.96- | | 334246 L 334245 R | |  | | 334134 L 334133 R | |  |
| 1)  | | | | | | | | | |



| MODEL FAHRZEUG MODELE | YEAR JAHR ANNEE | FRONT/VORNE/AVANT | | |  | REAR/HINTEN/ARRIERE | | |  |
|--|---------------------------|-------------------|------------------------------|--------------------------------|--|---|------------------------------|--------------------------------|--|
| | | PREMIUM Oil | EXCEL-G* Twin-tube Gas | GAS-A-JUST Mono-tube Gas | | PREMIUM Oil | EXCEL-G* Twin-tube Gas | GAS-A-JUST Mono-tube Gas | |
| Toyota (J) | | | | | | | | | |
| Carina | | | | | | | | | |
|  (TA/RA 10/30 series) 1400, 1600, 1800, 2000 | 2.70- 9.77 | 665021 | 365001 | |  3,0 | 443099 | 343036 | 553027 |  0,6 |
|  (TA 16 V/19 V/49 V) 1400, 1600 | 1.76- 8.81 | 665021 | 365001 | |  3,0 | 443098 | | |  0,6 |
|  1600, 1800, 2000 (TA 41/45/46/47, RA 45/46) 1500, 1800 (AA 60, SA 60, CA 60, TA 60/62) | 10.77- 7.81 8.81- 8.85 | 665021 | 365001 | |  3,0 | 443102 | 343039 | 553041 |  0,6 |
|  (TA 61/63, RA 63) 1600, 1800, 2000 | 8.81- 8.85 | 665024 | 365005 | |  3,0 | | 343042 | 553063 |  0,6 |
|  (TA 67 V, CA 67 V) 1600, 1800 Diesel | 9.81- 9.83 | 665021 | 365001 | |  3,0 | 443103 | | |  0,6 |
|  (SA 60 G) 1800 | 2.82- 8.85 | 665021 | 365001 | |  3,0 | 443102 | 343039 | 553041 |  0,6 |
| Carina II (Corona)    | | | | | | | | | |
|  (ST 150, CT 150) 1800 | 2.83- 4.85 | 665047 | 365041 | |  3,2 | | 333003 L 333002 R | |  2,1 |
| | | | | | |  | | | |
|  (AT 151) 1600 | 5.85-11.87 | | 363059 | |  3,2 | | 333003 L 333002 R | |  2,1 |
| | | | | | |  | | | |
|  (ST 150, CT 150) 1800, 2000 Diesel | 5.85- 11.87 | | 365058 | |  3,2 | | 333003 L 333002 R | |  2,1 |
| | | | | | |  | | | |
| 1600, 1600 i (AT 171)  | 12.87- 3.92 | | 363062 | |  2,6 | | 333064 L 333063 R | |  2,2 |
| | | | | | |  | | | |
| 2000 i (ST 171)  | 12.87- 3.92 | | 365068 | |  2,6 | | 334028 L 334027 R | |  2,2 |
| | | | | | |  | | | |
| 2000 Diesel (CT 170)  | 12.87- 3.92 | | 365068 | |  2,6 | | 333064 L 333063 R | |  2,2 |
| | | | | | |  | | | |

*Excel-G is a new name of SUPER
Excel-G ist der neue Name für SUPER
Excel-G est le nom nouveau pour SUPER


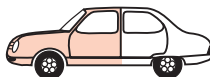
















































| MODEL FAHRZEUG MODELE | YEAR JAHR ANNEE | FRONT/VORNE/AVANT | | | | REAR/HINTEN/ARRIERE | | | |
|--|----------------------------|-------------------|------------------------------|--------------------------------|---------|--|------------------------------|--------------------------------|---------|
| | | PREMIUM Oil | EXCEL-G* Twin-tube Gas | GAS-A-JUST Mono-tube Gas | | PREMIUM Oil | EXCEL-G* Twin-tube Gas | GAS-A-JUST Mono-tube Gas | |
| Toyota (J) | | | | | | | | | |
| Carina E (: = JT...) | | | | | | | | | |
| 1.6 (AT 190) Incl. ⊕ ABS Exc. Rough road package | 2.92- 1.96 | | 333198 L 333197 R | | 2,6 | | 333108 L 333107 R | | 4,4 |
| ⊕ Rough road package 1.6 (AT 190) Incl. ⊕ ABS | 2.92- 1.96 | | 333198 L 333197 R | | 2,6 | | 333113 L 333112 R | | 4,4 |
| | | | | | | O.E.=48530-20800/-20810/-2B270/-29385 O.E.=48540-20800/-20810/-2B270/-29085 | | | |
| 2.0 D, 2.0 TD (CT 190) Incl. ⊕ ABS Exc. Rough road package | 2.92- 1.96 | | 365081 | | 2,6 | | 333108 L 333107 R | | 4,4 |
| ⊕ Rough road package 2.0 D, 2.0 TD (CT 190) Incl. ⊕ ABS | 2.92- 1.96 | | 365081 | | 2,6 | | 333113 L 333112 R | | 4,4 |
| | | | | | | O.E.=48530-20800/-20810/-2B270/-29385 O.E.=48540-20800/-20810/-2B270/-29085 | | | |
| 2.0i (ST 191) Incl. ⊕ ABS, Exc. GTi Exc. Rough road package | 2.92- 1.96 | | 365081 | | 2,6 | | 334064 L 334063 R | | 4,4 |
| ⊕ Rough road package 2.0i (ST 191) Incl. ⊕ ABS Exc. GTi | 2.92- 1.96 | | 365081 | | 2,6 | | 334062 L 334061 R | | 4,4 |
| | | | | | | O.E.= 48530-20820/-20850/-2B260 O.E.= 48540-20820/-20850/-2B260 | | | |
| 2.0 GTi (ST 191) Incl. ⊕ ABS | 2.92- 1.96 | | | | 2,6 | | 334064 L 334063 R | | 4,4 |
| Carina E (: = JT...) | | | | | | | | | |
| 1.6 i (AT 190) Incl. ⊕ ABS 1.8 i (AT 191) Incl. ⊕ ABS | 11.92- 1.96 2.94- 1.96 | | 333198 L 333197 R | | 2,6 | | 333113 L 333112 R | | 4,4 |
| 2.0D (CT 190) Incl. ⊕ ABS 2.0TD (CT 190) Incl. ⊕ ABS | 11.92- 1.96 11.92- 1.96 | | 365081 | | 2,6 | | 333113 L 333112 R | | 4,4 |
| 2.0i (ST 191) Incl. ⊕ ABS | 11.92- 1.96 | | 365081 | | 2,6 | | 334062 L 334061 R | | 4,4 |
| Carina E (: = SB...) | | | | | | | | | |
| 1.6i (AT 190) Incl. ⊕ ABS Exc. | 12.92- 8.93 | | 333198 L 333197 R | | 2,6 | | 333108 L 333107 R | | 4,4 |
| 1.6i (AT 190) Incl. ⊕ ABS | 12.92- 8.93 | | 333198 L 333197 R | | 2,6 | | 333113 L 333112 R | | 4,4 |
| | | | | | | O.E.=48530-20800/-20810 O.E.=48540-20800/-20810 | | | |
| 1.6i (AT 190) Incl. ⊕ ABS 1.8i (AT 191) Incl. ⊕ ABS Exc. | 8.93- 1.96 | | 334138 L 334137 R | | 2,6 | | 334064 L 334063 R | | 4,4 |















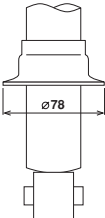
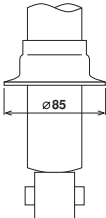

































| MODEL FAHRZEUG MODELE | YEAR JAHR ANNEE | FRONT/VORNE/AVANT | | | | REAR/HINTEN/ARRIERE | | | |
|---|----------------------------|-------------------|--|--------------------------------|---------|--|--|--------------------------------|---------|
| | | PREMIUM Oil | EXCEL-G* Twin-tube Gas | GAS-A-JUST Mono-tube Gas | | PREMIUM Oil | EXCEL-G* Twin-tube Gas | GAS-A-JUST Mono-tube Gas | |
| Toyota (J) | | | | | | | | | |
| Carina E (: = SB...) | | | | | | | | | |
| 1.6i (AT 190) Incl. ⊕ ABS 1.8i (AT 191) Incl. ⊕ ABS | 8.93- 1.96 | | 334138 L 334137 R | | 2,6 | | 334062 L 334061 R | | 4,4 |
| | | | | | | O.E.=48530-20820/-20850/-05030 O.E.=48540-20820/-20850/-05030 | | | |
| 1.6i (AT 190) Incl. ⊕ ABS 1.8i (AT 191) Incl. ⊕ ABS | 1.96- 98 1.96- 98 | | 334138 L 334137 R | | 2,6 | | 334062 L 334061 R | | 4,4 |
| 2.0i (ST 191) Incl. ⊕ ABS 2.0 D, 2.0 TD (CT 190) Incl. ⊕ ABS Exc. , GTi | 12.92-12.94 8.93-12.94 | | 365081 O.E.=48510/20-20890 334138 L 334137 R O.E.=48510/20-05010 | 2,6 | | | 334064 L 334063 R | | 4,4 |
| 2.0i (ST 191) Incl. ⊕ ABS 2.0 D, 2.0 TD (CT 190) Incl. ⊕ ABS Exc. GTi | 12.92-12.94 8.93-12.94 | | 365081 O.E.=48510/20-20890 334138 L 334137 R O.E.=48510/20-05010 | 2,6 | | | 334062 L 334061 R O.E.=48530-20820/-20850/-05030 O.E.=48540-20820/-20850/-05030 | | 4,4 |
| 2.0i (ST 191) Incl. ⊕ ABS 2.0 D, 2.0 TD (CT 190) Incl. ⊕ ABS Exc. , GTi | 12.94- 1.96 12.94- 1.96 | | 334138 L 334137 R | | 2,6 | | 334064 L 334063 R | | 4,4 |
| 2.0i (ST 191) Incl. ⊕ ABS 2.0 D, 2.0 TD (CT 190) Incl. ⊕ ABS Exc. GTi | 12.94- 1.96 12.94- 1.96 | | 334138 L 334137 R | | 2,6 | | 334062 L 334061 R O.E.=48530-20820/-20850/-05030 O.E.=48540-20820/-20850/-05030 | | 4,4 |
| 2.0i (ST 191) Incl. ⊕ ABS, Exc. GTi 2.0 D, 2.0 TD (CT 190) Incl. ⊕ ABS | 1.96- 98 1.96- 98 | | 334138 L 334137 R | | 2,6 | | 334062 L 334061 R | | 4,4 |
| Carina E (: = SB...) | | | | | | | | | |
| 1.6i (AT 190) Incl. ⊕ ABS 1.8i (AT 191) Incl. ⊕ ABS 2.0D, 2.0TD (CT 190) Incl. ⊕ ABS 2.0i (ST 191) Incl. ⊕ ABS | 5.95- 98 | | 334138 L 334137 R | | 2,6 | | 334062 L 334061 R | | |
| Celica | | | | | | | | | |
| 1600, 2000 (TA 20, RA 20 series) | 12.70- 9.75 | 665023 | 365022 | | | 443099 | 343036 | 553027 | |
| 1600, 2000 (TA 23/28/35, RA 23/28/35) | 10.75- 8.77 | 665021 | 365001 | | | 443099 | 343036 | 553027 | |

*Excel-G is a new name of SUPER
Excel-G ist der neue Name für SUPER
Excel-G est le nom nouveau pour SUPER

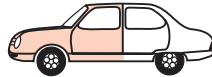




























































| MODEL FAHRZEUG MODELE | YEAR JAHR ANNEE | FRONT/VORNE/AVANT | | |   | REAR/HINTEN/ARRIERE | | |   |
|--|--------------------------|-------------------|--------------------------------|--------------------------------|--|---------------------|------------------------------|--------------------------------|--|
| | | PREMIUM Oil | EXCEL-G* Twin-tube Gas | GAS-A-JUST Mono-tube Gas | | PREMIUM Oil | EXCEL-G* Twin-tube Gas | GAS-A-JUST Mono-tube Gas | |
| Toyota (J) | | | | | | | | | |
| Celica     | | | | | | | | | |
| 1600, 1800, 2000 ⊕ (TA 45/46/47, RA 45) | 10.77- 7.80 | 665021 | 365001 | |  2,4 | | 343039 | 553041 |  0,6 |
| 1600, 2000, 2600 ⊕ (TA 40, RA 40, MA 45/46) | 10.77- 7.80 | 665024 | 365005 | |  2,4 | | 343039 | 553041 |  0,6 |
| 1600, 1800, 2000, 2800 (TA 55/61/63, RA 55/63, MA 55/56) | 8.80- 7.81 | 665024 | 365005 | |  2,4 | | 343042 | 553063 |  0,6 |
| 1.6 (TA60)  | 8.81- 7.85 | 665021 | 365001 | |  2,4 | 443102 | 343039 | 553041 |  0,6 |
| 2.0 ST, XT (RA 60)  | 8.81- 7.85 | 665024 | 365005 | |  2,4 | 443102 | 343039 | 553041 |  0,6 |
| 1.6 GT, GTS (AA63) 2.0 XT, ST, GT (RA61/63/65, SA63)  | 8.83- 7.85 8.81- 1.85 | 665024 | 365005 | |  3,2 | | 343042 | 553063 |  0,7 |
| 2800 Supra (MA 61) | 12.81- 8.83 | 665037 | 365026▼ 365076 | |  2,4 | | 343042 | 553063 |  0,7 |
| 2800 Supra (MA 61) | 9.83-12.85 | | | |  2,4 | | 343042 | 553063 |  0,7 |
|  ST, GT (AT 160, ST 162, ST 160) Exc. ST 165  | 8.85- 8.87 | | 365058 365068 ¹⁾ | |  2,4 | | 334007 L 334006 R | |  1,7 |
|  GT (AT 160, ST 162) Exc. ST 165  | 8.87- 9.89 | | 365058 365068 ¹⁾ | |  2,4 | | 334014 L 334013 R | |  2,2 |
| ¹⁾ 365068: O.E.= 48510-20262, 48520-20252. | | | | | | | | | |
|  1.6 STi (AT 180), 2.0 GTi (ST 182) | 10.89- 94 | | 365077 | |  2,2 | | 334051 L 334050 R | |  2,4 |
|  2.0 Turbo (ST 185) | 10.89- 94 | | 365077 | |  2,2 | | 334053 L 334052 R | |  2,4 |
|  1.8 (AT 200), 2.0 (ST 202) | 94- 99 | | 365092 ²⁾ | |  | | 334126 L 334125 R | |  |
|  2.0 GT Four (ST 205) | 94- 99 | | | | | | 334128 L 334127 R | |  |
| ²⁾ O.E. = 48510-29235, -29236, 48520-29075, -29076 | | | | | | | | | |





| MODEL FAHRZEUG MODELE | YEAR JAHR ANNEE | FRONT/VORNE/AVANT | | |  | REAR/HINTEN/ARRIERE | | |  |
|--|-----------------------|-------------------|------------------------------|--------------------------------|--|---------------------|------------------------------|--------------------------------|--|
| | | PREMIUM Oil | EXCEL-G* Twin-tube Gas | GAS-A-JUST Mono-tube Gas | | PREMIUM Oil | EXCEL-G* Twin-tube Gas | GAS-A-JUST Mono-tube Gas | |
| Toyota (J) | | | | | | | | | |
| Celica     | | | | | | | | | |
| 1.8 (ZZT230) | 8.99-10.99 | | 334278 L 334277 R | |  | | 341277 ³⁾ | |  |
| 1.8 (ZZT230) | 10.99- 8.00 | | 334278 L 334277 R | |  | | 341278 ⁴⁾ | |  |
| 1.8 (ZZT23#) | 8.00- | | 334278 L 334277 R | |  | | 341278 ⁴⁾ | |  |
| 3)  4)  | | | | | | | | | |
| Celica Supra, Supra Exc.  | | | | | | | | | |
| 2.8 (MA 61)  | 12.81- 8.83 | 665037 | 365026▼ 365076 | |  2,4 | | 343042 | 553063 |  0,7 |
| 2.8 (MA 61)  | 9.83-12.85 | | | |  2,4 | | 343042 | 553063 |  0,7 |
| 3.0-24V, 3.0-24V Turbo (MA 70)  | 1.86- 5.93 | | 341069 | |  | | 341070 | |  |
| 3.0-24V, 3.0-24V Turbo (JZA 80)  | 5.93- 1.96 | | | 551069 |  | | | 551070 |  |
| Corolla & Sprinter (70-4.87) | | | | | | | | | |
|   (KE 20, TE 20 series) 1200, 1400 | 5.70- 3.74 | 663031 | 363018 | |  | 443097 | 343035 | 553054 |  0,6 |
|  (KE 26 V) 1200 | 5.70- 3.74 | 663031 | | |  | 443065 | | |  |
|  (TE 27 MQ, 27 MBQ) 1600 SR | 3.72- 3.74 | 665021 | 365001 | |  | 443097 | 343035 | 553054 |  |
|    (KE 30, 40, 50, 60) 1200, 1300 | 4.74- 5.79 | 663031 | 363018 | |  | 443068 | 343059 | 553055 |  0,6 |
|    (TE 30, 40, 50, 60) 1400, 1600 | 4.74- 5.79 | 665022 | 365015 | |  3,0 | 443068 | 343059 | 553055 |  0,6 |

*Excel-G is a new name of SUPER
Excel-G ist der neue Name für SUPER
Excel-G est le nom nouveau pour SUPER






































| MODEL FAHRZEUG MODELE | YEAR JAHR ANNEE | FRONT/VORNE/AVANT | | |  ⌚ | REAR/HINTEN/ARRIERE | | |  ⌚ |
|---|--------------------------|-------------------|--|--------------------------------|---|---------------------|------------------------------|--------------------------------|---|
| | | PREMIUM Oil | EXCEL-G* Twin-tube Gas | GAS-A-JUST Mono-tube Gas | | PREMIUM Oil | EXCEL-G* Twin-tube Gas | GAS-A-JUST Mono-tube Gas | |
| Toyota (J) | | | | | | | | | |
| Corolla & Sprinter (70-4.87) | | | | | | | | | |
|  (KE 36 V) 1200 | 4.74- 5.79 | 663031 | 363018 | |  | 443098 | 343062 | 553030 |  ⌚ 0 |
|  (TE 36 V) 1400 | 4.74- 5.79 | 665022 | 365015 | |  3,0 | 443098 | 343062 | 553030 |  ⌚ 0,6 |
|    (KE 70, AE 70) 1300, 1500 | 6.79- 8.81 | 663032 | 363023 | |  3,0 | 443099 | 343036 | 553056 |  ⌚ 0,6 |
|    (TE 70, TE 71, CE 70) 1600, 1800, 1800 Diesel | 6.79- 8.81 | 665022 | 365015 | |  3,0 | 443099 | 343036 | 553056 |  ⌚ 0,6 |
|  1300 (KE 71 V, 72 V) 1300 (KE 73 G) | 6.79- 8.81 4.82- 7.87 | 663032 | 363023 | |  3,0 | 443098 | 343062 | |  ⌚ 0,6 |
|  (TE 73 V) 1600 (OHC) | 6.79- 8.81 | 665022 | 365015 | |  3,0 | 443098 | 343062 | |  ⌚ 0,6 |
|  (CE 71 V) 1800 Diesel | 8.81- 7.87 | 665022 | 365015 | |  3,0 | 443098 | 343062 | |  ⌚ 0,6 |
|   (AE 80/81/82, EE 80) 1300, 1500, 1600 | 5.83- 4.85 | 663045 | 363039 | |  3,2 | | 332012 L 332011 R | |  ⌚ 2,2 |
|   (CE 80) 1800 Diesel Exc. Rough Road Package  | 5.83- 4.87 | 665047 | 365041 | |  3,2 | | 332012 L 332011 R | |  ⌚ 2,2 |
|  (AE 86) 1600 GT 16 V (Levin) | 5.83- 4.87 | | 365015 | |  3,0 | | 343036 | 553056 |  ⌚ 0,6 |
|  (AE 82) 1600 Compact GT 16 V | 10.84- 4.87 | | 365041 | |  3,2 | | 332021 | |  ⌚ 2,2 |
|   (EE 80, AE 80, AE 82) 1300, 1600 Exc. GT-16V | 5.85- 4.87 | | 363059 | |  3,2 | | 332012 L 332011 R | |  ⌚ 2,2 |
| Corolla     (5.87-4.97) | | | | | | | | | |
|  1300 ,1600 (EE 90, AE 92)  Exc. 1600 GTi Exc. Rough Road Package  | 5.87- 92 | | 363060 ¹⁾ 333119 L 333118 R | |   2,6 | | 333052 L 333051 R | |   2,5 |
| 1)  | | | | | | | | | |






























| MODEL FAHRZEUG MODELE | YEAR JAHR ANNEE | FRONT/VORNE/AVANT | | |  | REAR/HINTEN/ARRIERE | | |  |
|-----------------------------|-----------------------|-------------------|------------------|------------------|---|---------------------|------------------|------------------|---|
| | | PREMIUM | EXCEL-G* | GAS-A-JUST | | PREMIUM | EXCEL-G* | GAS-A-JUST | |
| | | Oil | Twin-tube Gas | Mono-tube Gas | | Oil | Twin-tube Gas | Mono-tube Gas | |

Toyota (J)

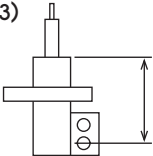
Corolla     (5.87-4.97)

| | | | | | | | | | |
|--|-------------|--|----------------------|--|---|--|----------------------|--|--|
|  (AE 92) 1600 GTi | 5.87- 92 | | 365064 | |  2,6 | | 333052 L 333051 R | |  2,5 |
| 1800 Diesel (CE 90)  Exc. Rough Road Package  | 5.87- 92 | | 365064 | |  2,6 | | 333052 L 333051 R | |  2,5 |
|  Rough Road Package  1300 (EE 90), 1600 (AE 92) 1800 Diesel (CE 90)  | 5.87- 92 | | 365066 | |  2,6 | | 333052 L 333051 R | |  2,5 |
|   (AE 95) 1600 | 10.87- 8.95 | | 365066 | |  2,6 | | 343242 | |  0,6 |
| 1300 i (EE 100), 1400 i (EE 101)  Exc. Rough Road Package  | 5.92- 4.97 | | 333115 L 333114 R | |  1,8 | | 333117 L 333116 R | |  4,8 |
| 1600 i (AE 101)  | 5.92- 4.97 | | 333115 L 333114 R | |  1,8 | | 333117 L 333116 R | |  4,8 |
| 2000 Diesel (CE 100)  Exc. Rough Road Package  | 5.92- 4.97 | | 365091 | |  | | 333117 L 333116 R | |  4,8 |
|  Rough Road Package  1300 i (EE100), 2000 Diesel (CE 100)  | 5.92- 4.97 | | | | | | 333117 L 333116 R | |  4,8 |

Corolla   (No = JT153..., JTB53...),  (No = JT172..., JTB72...) (4.97-)

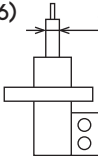
| | | | | | | | | | |
|---|----------------------|--|--|--|--|--|--|--|--|
| 1300 -12V (EE110)  Exc. Rough Road Package  | 4.97- | | 333237 L ¹⁾ 333236 R ¹⁾ | |  4,8 | | 332089 L ⁴⁾ 332088 R ⁴⁾ | |  4,8 |
|   1300 -16V, 1600-16V (EE111, AE111) 1400 -16V, 1600-16V (ZZE111, ZZE112) Exc. Rough Road Package  | 4.97-10.99 10.99- | | 333237 L ¹⁾ 333236 R ¹⁾ | |  4,8 | | 334179 L ⁵⁾ 334178 R ⁵⁾ | |  4,8 |
| 2000 Diesel  (CE110) 1800 Diesel  (WZE110) Exc. Rough Road Package  | 4.97-10.99 1.00- | | 334177 L ²⁾ 334176 R ²⁾ | |  4,8 | | 334179 L ⁵⁾ 334178 R ⁵⁾ | |  4,8 |
|  Rough Road Package    1300 -12V/-16V, 1400-16V, 1600-16V 1800 Diesel, 2000 Diesel | 4.97- | | 334187 L ³⁾ 334186 R ³⁾ | |  4,8 | | 333117 L ⁶⁾ 333116 R ⁶⁾ | |  4,8 |
| 1800 -16V  (AE115)  | 4.97- | | 334187 L ³⁾ 334186 R ³⁾ | |  4,8 | | 333287 L 333286 R | |  4,8 |

1), 2) ⇔ 3)



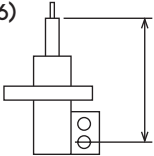
1), 2) = 322
3) = 338

4) ⇔ 6)




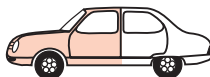
4) = ϕ 18
6) = ϕ 20

5) ⇔ 6)



5) Lmax = 511
6) Lmax = 571

*Excel-G is a new name of SUPER
Excel-G ist der neue Name für SUPER
Excel-G est le nom nouveau pour SUPER



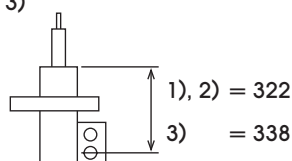
| MODEL FAHRZEUG MODELE | YEAR JAHR ANNEE | FRONT/VORNE/AVANT | | | | REAR/HINTEN/ARRIERE | | | |
|-----------------------------|-----------------------|-------------------|------------------------------|--------------------------------|--|---------------------|------------------------------|--------------------------------|--|
| | | PREMIUM Oil | EXCEL-G* Twin-tube Gas | GAS-A-JUST Mono-tube Gas | | PREMIUM Oil | EXCEL-G* Twin-tube Gas | GAS-A-JUST Mono-tube Gas | |

Toyota (J)

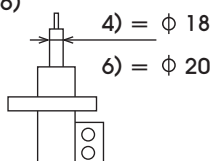
Corolla (No. = JT152..., JTB52...), (No. = JT164..., JTB64...) (4.97-)

| | | | | | | | | | |
|---|---------------------|--|--|--|--|--|--|--|--|
| 1300 -16V, 1600-16V (EE111, AE111) 1400 -16V, 1600-16V (ZZE111, ZZE112) Exc. Rough Road Package | 4.97-10.99 | | 333237 L ¹⁾ 333236 R ¹⁾ | | | | 334179 L ⁵⁾ 334178 R ⁵⁾ | | |
| ⊕ Rough Road Package 1300 -16V, 1400-16V, 1600-16V | 4.97- | | 334187 L ³⁾ 334186 R ³⁾ | | | | 333117 L ⁶⁾ 333116 R ⁶⁾ | | |
| 2000 Diesel (CE110) 1800 Diesel (WZE110) | 4.97-10.99 1.00- | | 334177 L 334176 R | | | | 334179 L 334178 R | | |

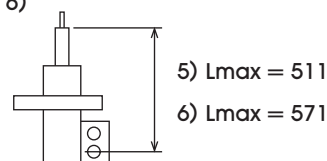
1), 2) ⇔ 3)



4) ⇔ 6)



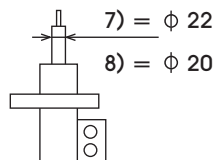
5) ⇔ 6)



Corolla (No. = SB164...) (4.97-)

| | | | | | | | | | |
|--------------------------------------|------------|--|--|--|--|--|----------------------|--|---------|
| 1300 -16V, 1600-16V (EE111, AE111) | 9.98- 1.99 | | 334177 L ⁷⁾ 334176 R ⁷⁾ | | | | 334179 L 334178 R | | |
| 1300 -16V, 1600-16V (EE111, AE111) | 1.99- 7.99 | | 333237 L ⁸⁾ 333236 R ⁸⁾ | | | | 334179 L 334178 R | | 4,8 |
| 1300 -16V, 1600-16V (EE111, AE111) | 7.99-11.99 | | 334177 L ⁷⁾ 334176 R ⁷⁾ | | | | | | |
| 1400 -16V, 1600-16V (ZZE111, ZZE112) | 11.99- | | 334177 L 334176 R | | | | | | |
| 1800 Diesel (WZE110) | 12.99- | | 334177 L 334176 R | | | | | | |






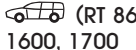





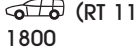


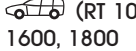











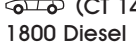


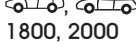


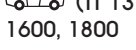


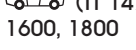


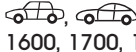





7) ⇔ 8)




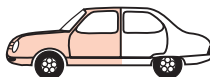
Corona












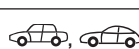


































| | | | | | | | | | |
|--|----------|--------|--------|--------|--|--------|--------|--------|--|
| 1500, 1600, 1700, 1900 (RT 40/50/60/70/90 Series, RT 82 S/84 S/95 S) | 64- 3.73 | 443071 | 343037 | 553057 | | 443068 | 343059 | 553055 | |
| 1500, 1600 (PT 46 V/47 V, RT 46 V/47 V) | 64- 1.70 | 443071 | 343037 | | | 443070 | 343060 | | |



| MODEL FAHRZEUG MODELE | YEAR JAHR ANNEE | FRONT/VORNE/AVANT | | |  | REAR/HINTEN/ARRIERE | | |  |
|--|-----------------------|-------------------|------------------|------------------|---|---------------------|------------------|------------------|---|
| | | PREMIUM | EXCEL-G* | GAS-A-JUST | | PREMIUM | EXCEL-G* | GAS-A-JUST | |
| | | Oil | Twin-tube Gas | Mono-tube Gas | | Oil | Twin-tube Gas | Mono-tube Gas | |
| Toyota (J) | | | | | | | | | |
| Corona | | | | | | | | | |
|  (RT 80/81/82/84) 1700 | 2.70- 7.73 | 443071 | 343037 | 553057 |  | 443068 | 343059 | 553055 |  |
|  (RT 86 V/87 V/88 V) 1600, 1700 | 2.70- 7.73 | 443071 | 343037 | |  | 443072 | | |  |
|  (RT 100/110/120, TT 100/1105/120) 1600, 1800, 2000 | 8.73- 78 | 443071 | 343037 | 553057 |  | 443073 | 343038 | 553028 |  |
|  (RT 116) 1800 | 8.73- 78 | 443071 | 343037 | 553057 |  | 443100 | 343125 | 553058 |  |
|  (RT 106 V/108 V, TT 106 V) 1600, 1800 | 8.73- 78 | 443071 | 343037 | 553057 |  | 443179 | 343214 | 553120 |  |
|  (TT 130/131, RT 131/133) 1600, 1800, 2000 | 9.78-12.81 | 665021 | 365001 | |  | 443102 | 343039 | 553041 |  |
|  (TT 131/132, RT 132/133) 1800, 2000 | 9.78-12.81 | 665024 | 365005 | |  | 443102 | 343039 | 553041 |  |
|  (AT 140, ST 140) 1500, 1800 | 1.82-12.86 | 665021 | 365001 | |  | 443102 | 343039 | 553041 |  |
|  (CT 140) 1800 Diesel | 1.82-12.86 | | | |  | 443102 | 343039 | 553041 |  |
|  (TT 142, RT 141) 1800, 2000 | 1.82-12.86 | 665024 | 365005 | |  | | 343042 | 553063 |  |
|  (TT 137 V, RT 137 V) 1600, 1800 | 9.78-12.81 | 665021 | 365001 | |  | 443103 | | |  |
|  (TT 147 V, CT 147 V) 1600, 1800 | 1.82-12.86 | 665021 | 365001 | |  | 443104 | 343040 | |  |
| Corona Mk II & Cressida | | | | | | | | | |
|  (RT 60/70 series) 1600, 1700, 1900 | 9.68-12.71 | 443071 | 343037 | 553057 |  | 443070 | 343060 | 553060 |  |
|  (RX 10/20, MX 10/20) 1800, 2000, 2300 SL,GSL, GSS | 1.72-12.76 | 443071 | 343037 | 553057 |  | 443104 | 343040 | 553061 |  |






















































*Excel-G is a new name of SUPER
Excel-G ist der neue Name für SUPER
Excel-G est le nom nouveau pour SUPER




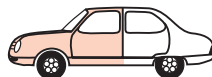
| MODEL FAHRZEUG MODELE | YEAR JAHR ANNEE | FRONT/VORNE/AVANT | | |  | REAR/HINTEN/ARRIERE | | |  |
|---|--------------------------|-------------------|------------------------------|--------------------------------|--|---------------------|------------------------------|--------------------------------|---|
| | | PREMIUM Oil | EXCEL-G* Twin-tube Gas | GAS-A-JUST Mono-tube Gas | | PREMIUM Oil | EXCEL-G* Twin-tube Gas | GAS-A-JUST Mono-tube Gas | |
| Toyota (J) | | | | | | | | | |
| Corona Mk II & Cressida | | | | | | | | | |
|  (RX 16 V/17 V) 1800 | 2.71-12.76 | 443071 | 343037 | 553057 |  | 443179 | 343214 | 553120 |  |
|  (RX 26/27/28, MX 27) 1800, 2000 | 1.72-12.76 | 443071 | 343037 | 553057 |  | 443070 | 343060 | 553060 |  |
|  1800, 2000 (TX 40, MX 30/31/41, RX 30/31/40/41) | 1.77- 8.80 | 665025 | 365016 | |  | 443105 | 343041 | 553062 |  |
|  (MX 43) 2600 | 1.77- 9.80 | 665025 | 365016 | |  | | | 553063 |  |
|  (RX 37 V, MX 35/45, TX 47) 1800, 2000 | 1.77-10.80 | 665025 | 365016 | |  | 443068 | 343059 | |  |
|  (RX 63, GX 61, MX 61) 2000 GT, LG Touring | 9.80- 8.82 | 665037 | 365026▼ 365076 | |  | | | 553063 |  |
|  (MX 61) 2000 GD, Turbo | 10.81- 7.82 | 665038 | 365017 | |  | | | 553063 |  |
| 2000 GD Turbo (MX 61, GX 61) 2400 Turbo Diesel (LX 65) | 8.82- 7.84 8.82- 7.84 | 665037 | 365026▼ 365076 | |  | | | 553063 |  |
|  (SX 60) 1800 | 8.82- 7.84 | 665037 | 365026▼ 365076 | |  | | 343041 | 553062 |  |
|  (LX 60) 2200 D | 9.80- 8.82 | 665038 | 365017 | |  | 443105 | 343041 | 553062 |  |
|  (LX 60) 2200 D | 8.82- 7.84 | 665037 | 365026▼ 365076 | |  | 443105 | 343041 | 553062 |  |
|  (TX/RX/GX/MX/LX 60) 1800, 2000 | 9.80- 8.82 | 665038 | 365017 | |  | | 343041 | 553062 |  |
|  (GX 60 G, LX 60) 2000, 2200 | 11.80- 8.82 | 665038 | 365017 | |  | 443102 | 343039 | |  |
|  (TX 67 V, LX 67 V) 1800, 2200 D | 11.80- 8.82 | 665038 | 365017 | |  | 443068 | 343059 | |  |
| Crown | | | | | | | | | |
|  (RS 60, MS 60/70 series) 2000, 2300, 2600 | 2.71- 9.74 | 444018 | 344008 | 553064 |  | 444020 | 344012 | 553065 |  |





































*Excel-G is a new name of SUPER
Excel-G ist der neue Name für SUPER
Excel-G est le nom nouveau pour SUPER








































| MODEL FAHRZEUG MODELE | YEAR JAHR ANNEE | FRONT/VORNE/AVANT | | |   | REAR/HINTEN/ARRIERE | | |   |
|--|-----------------------|-------------------|------------------|------------------|--|---------------------|------------------|------------------|--|
| | | PREMIUM | EXCEL-G* | GAS-A-JUST | | PREMIUM | EXCEL-G* | GAS-A-JUST | |
| | | Oil | Twin-tube Gas | Mono-tube Gas | | Oil | Twin-tube Gas | Mono-tube Gas | |
| Toyota (J) | | | | | | | | | |
| Crown | | | | | | | | | |
|  (RS 66 V, MS 66 V) 2000, 2300 | 2.71- 9.74 | 444018 | 344008 | |  0,8 | 444012 | 344015 | |  0,5 |
|  ,  (RS 80, MS 80/100) 2000, 2600 Standard | 10.74- 9.79 | 444018 | 344008 | 553064 |  0,8 | 444020 | 344012 | 553065 |  0,5 |
|  ,  2000, 2600 Custom (RS 80, MS 80/90/100 series) | 10.74- 9.79 | 444018 | 344008 | 553064 |  0,8 | 444021 | 344009 | 553061 |  0,5 |
|  (MS 87 V) 2000 | 1.75- 9.79 | 444018 | 344008 | |  0,8 | 444012 | 344015 | |  0,5 |
|  ,  ,  2000, 2200 D, 2400 D, 2800 (MS 110/112/117, LS 110/111/117, GS 110/117, RS 110) | 10.79- 8.83 | 444018 | 344008 | 553064 |  0,8 | 444021 | 344009 | 553061 |  0,5 |
| Hi-Lux | | | | | | | | | |
|  RN 10/20 series | 68- 8.78 | 443071 | 343037 | 553057 |  0,8 | 444026 | | 553060 |  0,6 |
|  RN 30/35/40 | 9.78- 8.80 | 443108 | | 553122 |  0,8 | 444026 | | 553060 |  0,6 |
|  RN 36/39 | 9.78-10.83 | 443106 | 343195 | 553110 |  0,8 | 443107 | | |  0,6 |
|  LN 30/40/41 | 12.79- 3.84 | 443108 | | 553122 |  0,8 | 444026 | | 553060 |  0,6 |
|  LN 36/46 | 10.81-10.83 | 443106 | 343195 | 553110 |  0,8 | 443183 | 343245 | 553111 |  0,6 |
|  YN/LN 50 series | 11.83- 8.88 | 443214 | 343198 | 553117 |  0,8 | 443217 | 343199 | 553118 |  0,6 |
|  YN/LN 60 Exc. VAN | 11.83- 8.88 | 443106 | 343195 | 553110 |  0,8 | 443241 | 343300 | 553160 |  0,6 |
|  LN/YN 85 LN 85  | 8.88-10.91 8.91- | 443214 | 343198 | 553117 |  0,8 | 443217 | 343199 | 553118 |  0,6 |
|  LN/YN 85   | 10.91- | 443214 | 343198 | 553117 |  0,8 | 443259 | 343252 | 553209 |  0,6 |

*Excel-G is a new name of SUPER
Excel-G ist der neue Name für SUPER
Excel-G est le nom nouveau pour SUPER


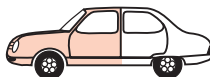
















































| MODEL FAHRZEUG MODELE | YEAR JAHR ANNEE | FRONT/VORNE/AVANT | | |  | REAR/HINTEN/ARRIERE | | |  |
|--|---------------------------|-------------------|------------------------------|--------------------------------|---|----------------------|------------------------------|--------------------------------|--|
| | | PREMIUM Oil | EXCEL-G* Twin-tube Gas | GAS-A-JUST Mono-tube Gas | | PREMIUM Oil | EXCEL-G* Twin-tube Gas | GAS-A-JUST Mono-tube Gas | |
| Toyota (J) | | | | | | | | | |
| Hi-Lux | | | | | | | | | |
|  LN/YN 90 | 8.88-10.91 | 443214 | 343198 | 553117 |  0,8 | 443258 | 343251 | 553189 |  0,6 |
|  LN 105, YN 106 | 8.88- | 443106 | 343195 | 553110 |  0,8 | 443257L,R | 343253L,R | 553190L,R |  0,6 |
|  RN106 LN/YN/RN110 LN108 | 8.89- 8.88- 8.91- | 444103 | 344202 | 554069 |  0,8 | 443257 L 443254 R | 343253 L 343246 R | 553190 L 553191 R |  0,6 |
| LN145  LN150  | 8.97- | 443214 | 343198 | 553117 |  0,8 | 443297 | | 553233 |  0,6 |
| LN145  | 8.97- | 443214 | 343198 | 553117 |  0,8 | 443298 | | 553234 |  0,6 |
| LN165, LN170 RZN168, RZN173 | 8.97- | | 344202 | 554069 |  0,8 | | 343300 L 343299 R | 553160 L 553235 R |  0,6 |
| Land Cruiser | | | | | | | | | |
| FJ, BJ 40 series | 3.69- 1.75 | 444024 | | 554039 |  0,6 | 444026 | | 554040 |  0,5 |
| FJ, BJ 40 series BJ 44 V | 1.75- 4.86 10.81-10.85 | 444024 | | 554039 |  0,6 | 444012 | 344015 | 554041 |  0,5 |
| FJ, BJ 50 series | 3.69- 7.80 | 444027 | | 554042 |  0,6 | 444026 | | 554040 |  0,5 |
| BJ 60, HJ 60, FJ 60/62 WGV (Van Type) | 8.80-10.85 | 444041 | 344217 | 554043 |  0,6 | 444012 | 344015 | 554041 |  0,5 |
| HJ 60/61, FJ 60/62 WGG (G Type) | 8.80-10.85 | 444078 | 344218 | 554044 |  0,6 | 444012 | 344015 | 554041 |  0,5 |
| BJ 60, HJ 60/61, FJ 60/62 WGV (Van Type) | 10.85-11.86 | 444041 | 344217 | 554043 |  0,6 | 444098 L 444097 R | 344220 L 344219 R | |  0,5 |
| BJ 60, HJ 60/61, FJ 60/62 WGV (Van Type) | 11.86- 8.87 | 444078 | 344218 | 554044 |  0,6 | 444098 L 444097 R | 344220 L 344219 R | |  0,5 |
| HJ 60/61, FJ 62 WGG (G Type) Exc. ⊕ Tire 10 R 15-6 | 10.85- 8.87 | 444078 | 344218 | 554044 |  0,6 | 444098 L 444097 R | 344220 L 344219 R | |  0,5 |











































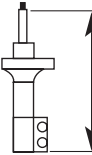
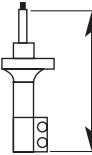
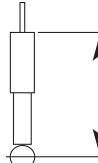
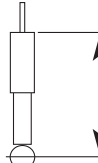
| MODEL FAHRZEUG MODELE | YEAR JAHR ANNEE | FRONT/VORNE/AVANT | | |  | REAR/HINTEN/ARRIERE | | |  |
|---|--------------------------|-------------------|------------------|------------------|---|----------------------|----------------------|----------------------|---|
| | | PREMIUM | EXCEL-G* | GAS-A-JUST | | PREMIUM | EXCEL-G* | GAS-A-JUST | |
| | | Oil | Twin-tube Gas | Mono-tube Gas | | Oil | Twin-tube Gas | Mono-tube Gas | |
| Toyota (J) | | | | | | | | | |
| Land Cruiser | | | | | | | | | |
| HJ 60/61, FJ 62 WGG (G Type) ⊕ Tire 10 R 15-6 | 10.85- 8.87 | 444078 | 344218 | 554044 |  | 444098 L,R | 344220 L,R | |  |
| FJ 62, HJ 60/61 Exc. ⊕ 7JJ x 15 wheel | 8.87- 1.90 | | 345008 | |  | | 345018 L,R | |  |
| FJ 62 GX, GV ⊕ 7JJ x 15 wheel HJ 60/61 GX, GV ⊕ 7JJ x 15 wheel | 8.87- 1.90 | | 345008 | |  | | 345015 | |  |
| J 70/71/73  | 11.84- 8.87 | 444114 | 344060 | 554055 |  | 444092 | 344216 | 554056 |  |
| BJ 70/71/73  | 8.87- 1.90 | 444106 | 344207 | 554079 |  | 444092 | 344216 | 554056 |  |
| BJ 75  | 11.84- 8.87 | 444114 | 344060 | 554055 |  | 444107 | 344061 | 554080 |  |
| BJ 75  | 8.87- 1.90 | 444106 | 344207 | 554079 |  | 444107 | 344061 | |  |
| RJ 70/73, LJ 70/73  | 11.84- 8.87 | 444113 | 344213 | 554057 |  | 444116 L 444115 R | 344215 L 344214 R | 554059 L 554058 R |  |
| RJ 70/73 LJ 70/73 | 8.87- 1.90 | 444113 | 344213 | 554057 |  | | 345019 L 345018 R | |  |
| HZJ 70/73 PZJ 70/73 | 1.90- 1.90- 8.91 | 444110 | 344210 | 554081 |  | 444112 | 344212 | 554082 |  |
| PZJ 75 HZJ 75 | 1.90- 8.92 8.92- | 444106 | 344207 | 554079 |  | 444107 | 344061 | 554080 |  |
| RJ 70/73, LJ 70/73/77 KZJ 70/73/77 | 1.90- 4.96 5.93- 4.96 | | 344211 | 554076 |  | | 345011 | 555005 |  |
| HDJ 80, HZJ 80, FJ 80 FZJ 80 | 1.90- 98 8.92- 98 | | 345020 | |  | | 345010 | |  |
| KZJ90 3.0 Diesel  VZJ90 3.4  | 96-12.98 | | 341232 | |  | | 344288 | |  |

*Excel-G is a new name of SUPER
Excel-G ist der neue Name für SUPER
Excel-G est le nom nouveau pour SUPER


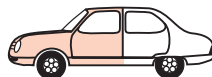








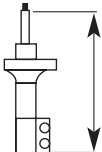
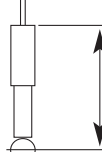
































| MODEL FAHRZEUG MODELE | YEAR JAHR ANNEE | FRONT/VORNE/AVANT | | |  | REAR/HINTEN/ARRIERE | | |  |
|---|-----------------------|-------------------|----------------------|------------------|---|---------------------|----------------------|------------------|---|
| | | PREMIUM | EXCEL-G* | GAS-A-JUST | | PREMIUM | EXCEL-G* | GAS-A-JUST | |
| | | Oil | Twin-tube Gas | Mono-tube Gas | | Oil | Twin-tube Gas | Mono-tube Gas | |
| Toyota (J) | | | | | | | | | |
| Land Cruiser | | | | | | | | | |
| KZJ90 3.0 Diesel  VZJ90 3.4  | 1.99- | | 341232 | |  | | 344288 | |  |
| KZJ95 3.0 Diesel  VZJ95 3.4  | 96- 1.98 | | 341232 | |  | | 344288 | |  |
| KZJ95 3.0 Diesel  VZJ95 3.4  | 2.98- | | 341232 | |  | | 344288 | |  |
| DJ100 4.2 Diesel Turbo UZJ100 4.7  | 98- | | 345022 | |  | | 345023 | |  |
| Lexus GS300 Exc.  TEMS  | | | | | | | | | |
| 3000-24V (JZS147)  | 3.93- 8.97 | | 341264 | |  | | 341265 | |  |
| 3000-24V (JZS160)  | 8.97- | | 341266 | |  | | 341267 | |  |
| Lexus IS200 | | | | | | | | | |
| 2000-24V (GXE10)  | 1.99- | | 341262 | |  | | 341263 | |  |
| Lexus LS400 Exc.  TEMS  | | | | | | | | | |
| 4000-32V (UCF10)  | 12.89-10.94 | | 341159 | |  | | 341268 | |  |
| 4000-32V (UCF20)  | 10.94- | | 341159 | |  | | 341269 | |  |
| MR 2 | | | | | | | | | |
| 1.6 (AW 10, 11) | 6.84- 8.86 | | 363045 | |  | | 363046 | |  |
| 1.6 (AW 11) | 9.86- 90 | | 363045 | |  | | 365086 | |  |
| 2.0-16V Incl.  ABS (SW20) | 90- 00 | | 365099 | |  | | 365100 | |  |
| 1.8  (W3) | 00- | | 333321 L 333320 R | |  | | 334311 L 334310 R | |  |









































| MODEL FAHRZEUG MODELE | YEAR JAHR ANNEE | FRONT/VORNE/AVANT | | |  | REAR/HINTEN/ARRIERE | | |  |
|---|-------------------------|-------------------|--|--------------------------------|--|---------------------|--|--|---|
| | | PREMIUM Oil | EXCEL-G* Twin-tube Gas | GAS-A-JUST Mono-tube Gas | | PREMIUM Oil | EXCEL-G* Twin-tube Gas | GAS-A-JUST Mono-tube Gas | |
| Toyota (J) | | | | | | | | | |
| Passeo   | | | | | | | | | |
| 1500 (EL54) | 8.95- | | 333210 L 333209 R | |  | | 341191 | 551064 |  |
| Picnic | | | | | | | | | |
|  (SXM 10, CXM 10) 2.0i, 2.2 TD | 9.96- | | 334173 L 334172 R | |  | | 343282 | |  |
| Previa | | | | | | | | | |
|  (TCR10),  (TCR20)  | 5.90- 00 | | 334094 L 334093 R | |  | | 344226 | |  |
|  (TCR11),  (TCR21)  | 5.90- 00 | | 334094 L 334093 R | |  | | 344225 | |  |
|  (R30) | 4.00- | | 334285 L 334284 R | |  | | 344308 | |  |
| Publica, Toyota 1000, 1200 | | | | | | | | | |
|  (KP 30, 50 series) 1000, 1200 | 1.72- 78 | 663027 | 363041 | |  | 443095 | | 553082 |  |
|  (KP 36, 37) 1000, 1200 | 1.72- 88 | 663027 | 363041 | |  | 442011 | | 552013 |  |
| RAV 4 | | | | | | | | | |
|   (SXA10), (SXA11)  Exc. 235-60  | 4.94- 1.98 1.98- | | 365093 ¹⁾ <u>375035¹⁾</u> 334242L ²⁾ 334241R ²⁾ <u>324022L²⁾</u> <u>324021R²⁾</u> | |   | | 343272 ³⁾ | 553195 ³⁾ <u>243033³⁾</u> |  |
|   (SXA10) | 8.96- | | 334242L ²⁾ 334241R ²⁾ <u>324022L²⁾</u> <u>324021R²⁾</u> | |  | | 343313 ⁴⁾ <u>353017⁴⁾</u> | |  |
| 1)  2)  O.E. =  L max = 600 3), 4)  O.E. =  3) L max = 620 4) L max = 595 | | | | | | | | | |

*Excel-G is a new name of SUPER
Excel-G ist der neue Name für SUPER
Excel-G est le nom nouveau pour SUPER


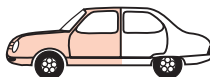

















































| MODEL FAHRZEUG MODELE | YEAR JAHR ANNEE | FRONT/VORNE/AVANT | | |  | REAR/HINTEN/ARRIERE | | |  |
|--|-----------------------|-------------------|--|--------------------------------|---|---------------------|--|--------------------------------|--|
| | | PREMIUM Oil | EXCEL-G* Twin-tube Gas | GAS-A-JUST Mono-tube Gas | | PREMIUM Oil | EXCEL-G* Twin-tube Gas | GAS-A-JUST Mono-tube Gas | |
| Toyota (J) | | | | | | | | | |
| RAV 4 | | | | | | | | | |
|  235-60  (SXA11) | 8.96- | | 334252L ⁵⁾ 334251R ⁵⁾ 324024L ⁵⁾ 324023R ⁵⁾ | |  | | 343314 ⁶⁾ 353018 ⁶⁾ | |  |
| 5)  L max = 545 6)  L max = 535 | | | | | | | | | |
| Starlet | | | | | | | | | |
|  (KP60, KP62, KP61) 1000, 1200, 1300 | 2.78-10.84 | 663029 | 363038 | |  3,2 | | 342007 | 552006 |  0,8 |
|  (KP60V, KP62V, KP61V) 1000, 1200, 1300 | 10.78-10.84 | 663029 | 363038 | |  3,2 | 442009 | | 552023 |  0,6 |
|   (EP70, EP71,NP/NR70) 1000, 1300, 1500 Diesel | 10.84-12.89 | | 363047 373018 | |  3,0 | | 341048 351001 | 551032 241005 |  0,9 |
|  (EP80, EP81/82, NP80) 1000, 1300, 1500 Diesel | 7.90- 4.94 | | 333068 L 333067 R | |  1,8 | | 341082 | 551050 |  1,0 |
|  (EP80, EP81/82, NP80) 1000, 1300, 1500 Diesel | 5.94- 1.96 | | 333068 L 333067 R | |  1,8 | | 341191 | 551064 |  1,0 |
|  (EP91) 1300 | 1.96- | | 333210 L 333209 R | |  1,8 | | 341191 | 551064 |  1,0 |
| Tercel & Corsa | | | | | | | | | |
|   (AL 11, 12) 1300, 1500 | 7.78- 4.82 | 633001 | | |  2,0 | 442010 | | |  0,5 |
|   (AL 20, 21) 1300, 1500 | 5.82- 8.84 | 663039 | 363030 | |  1,9 | | 332003 L 332002 R | |  |
|   (AL 25) 1500 | 8.82- 1.88 | | 363037 | |  2,8 | 443099 | 343036 | 553056 |  0,6 |
| Town Ace /Model F /Space Cruiser | | | | | | | | | |
| Town Ace (KR 10 V, TR 11 G) | 76- 7.78 | | | | | 443089 | | |  0 |

















































| MODEL FAHRZEUG MODELE | YEAR JAHR ANNEE | FRONT/VORNE/AVANT | | |   | REAR/HINTEN/ARRIERE | | |   |
|--|---|-------------------|------------------------------|--------------------------------|--|---------------------|------------------------------|--------------------------------|--|
| | | PREMIUM Oil | EXCEL-G* Twin-tube Gas | GAS-A-JUST Mono-tube Gas | | PREMIUM Oil | EXCEL-G* Twin-tube Gas | GAS-A-JUST Mono-tube Gas | |
| Toyota (J) | | | | | | | | | |
| Town Ace /Model F /Space Cruiser | | | | | | | | | |
| Town Ace (RR 10/20) | 8.78-11.79 | | | | | 443194 | 343153 | 553106 |  |
| Town Ace (RR 10/21) | 11.79-10.82 | | | | | 443194 | 343153 | 553106 |  |
|  (TR 11/15)  | 10.76- 1.81 | | | | | 443089 | | |  |
|  (TR 15)  | 1.81-10.82 | | | | | 443089 | | |  |
|  1800 (YR 20) 2000 (YR 21) 2000 Diesel (CR 21) | 11.82- 8.84 8.84- 8.85 5.83- 8.84 | | 343190 | |  | | 343193 | |  |
|  2000 (YR 21) 2200 (YR 22) | 8.85- 90 8.86- 90 | | 343190 | |  0,6 | | 343192 | |  0,6 |
|   (YR 31) 2200 | 8.86- 90 | | 343277 | |  | | 343278 | |  |
| Yaris | | | | | | | | | |
| 1.0  (SCP10) 1.3  (NCP10) | 99- | | 333258 <u>323044</u> | |  | | 343295 <u>353015</u> | |  |
| Yaris Verso | | | | | | | | | |
| 1.3  (NCP20)  = Drum brake, Trommelbremse, Frein à tambour | 8.99- | | 333278 | |  | | | |  |
| 1.3  (NCP20)  = Disk brake, Scheibenbremse, Frein à disque | 8.99- | | 333278 | |  | | 343317 | |  |
| Toyota Commercial (J) | | | | | | | | | |
| Dyna 100 | | | | | | | | | |
| 1800 (YH 81) 2400 Diesel (LH 80) | 8.85- 5.95 | 444085 | 344058 | 554052 |  | | 344099 | |  |
| 2400 Diesel (LY 100) | 5.95- | 444085 | 344058 | 554052 |  | | 344099 | |  |

*Excel-G is a new name of SUPER
Excel-G ist der neue Name für SUPER
Excel-G est le nom nouveau pour SUPER


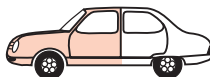








































| MODEL FAHRZEUG MODELE | YEAR JAHR ANNEE | FRONT/VORNE/AVANT | | |  | REAR/HINTEN/ARRIERE | | |  |
|---|--|-------------------|------------------|------------------|--|---------------------|------------------------------------|------------------|---|
| | | PREMIUM | EXCEL-G* | GAS-A-JUST | | PREMIUM | EXCEL-G* | GAS-A-JUST | |
| | | Oil | Twin-tube Gas | Mono-tube Gas | | Oil | Twin-tube Gas | Mono-tube Gas | |
| Toyota Commercial (J) | | | | | | | | | |
| Dyna 150 | | | | | | | | | |
|  1800 (YY 51/60) 2000 (YY 52/61) 2400 Diesel (LY 60) | 8.85- 8.87 8.85- 8.87 8.85- 8.87 | 443260 | 343254 | |  | 443262 | 343260 | |  |
|  2000 (YY 61R), 2400 Diesel (LY 60R) | 8.85- 8.87 | 443260 | 343254 | |  | 443194 | 343153 | |  |
|  2000 (YY 61L), 2400 Diesel (LY 60L) | 8.85- 8.87 | 443260 | 343254 | |  | 443285 | | 553193 |  |
|  2800 Diesel (LY 61) | 8.88- 5.95 | 443260 | 343254 | |  | 443262 | 343260 | |  |
|  2000 (YY 61), 2400 Diesel (LY 60) 2800 Diesel (LY 61) | 8.87- 8.88 8.88- 5.95 | 443280 | | 553203 |  | 443285 | | 553193 |  |
|  2000 (YY 211), 2800 Diesel (LY 211) | 5.95- | 443260 | 343254 | |  | 443262 | 343260 | |  |
|  2000 (YY 211R), 2800 Diesel (LY 211R) | 5.95- | 443260 | 343254 | |  | 443194 | 343153 | |  |
|  2800 Diesel (LY 211L) | 5.95- | 443280 | | 553203 |  | 443285 | | 553193 |  |
| Hi-Ace | | | | | | | | | |
|  (PH, RA, RH, LH series) | 9.67-12.82 | 444022 | | 554046 |  | 444023 | 344102 | 553084 |  |
|  (YH 50/61/71, LH 50/60/70) | 12.82- 1.84 | 444085 | 344058 | 554052 |  | 444084 | 344065 | |  |
|  (YH 51, LH 50/51) | 12.82- 8.85 | 444085 | 344058 | 554052 |  | 444087 | | |  |
|  (YH 61, LH 60) | 12.82- 1.84 | 444085 | 344058 | 554052 |  | 444086 | | |  |
|  (YH 61, LH 60 series) | 12.82- 1.84 | 444085 | 344058 | 554052 |  | 444023 | 344102 | 553084 |  |
|  1600 (RH11), 2200 Diesel (LH11) | 11.82- 7.85 | 444022 | | 554046 |  | 444023 | 344102 | 553084 |  |
|  (Commuter) 1800 (YH 50), 2400 Diesel (LH 51) | 1.84- 8.85 | 444085 | 344058 | 554052 |  | | 344059 O.E.= 48531-80041/-80044 | 554053 |  |




















































| MODEL FAHRZEUG MODELE | YEAR JAHR ANNEE | FRONT/VORNE/AVANT | | |  | REAR/HINTEN/ARRIERE | | |  |
|---|--|-------------------|------------------|------------------|--|---------------------|------------------|------------------|--|
| | | PREMIUM | EXCEL-G* | GAS-A-JUST | | PREMIUM | EXCEL-G* | GAS-A-JUST | |
| | | Oil | Twin-tube Gas | Mono-tube Gas | | Oil | Twin-tube Gas | Mono-tube Gas | |
| Toyota Commercial (J) | | | | | | | | | |
| Hi-Ace | | | | | | | | | |
| 2000 Commuter (YH 61B) 2400 Diesel Van (LH 51V) | 8.86- 8.88 9.85- 8.89 | 444085 | 344058 | 554052 |  0,6 | | 344059 | 554053 |  0,4 |
|  2000 (YH 51V, YH 61V) 2400 Diesel (LH 61V) Exc. Fixed 9 seats (#H 51/61LV-QRJHW) | 6.85- 8.89 | 444085 | 344058 | 554052 |  0,6 | | 344059 | 554053 |  0,4 |
|  2000 (YH 51/61LV-QRJHW) 2400 Diesel (LH 61LV-QRJHW) ⊕ Fixed 9 seats | 6.85- 8.89 | 444085 | 344058 | 554052 |  0,6 | | 344206 | |  0,4 |
|   2000 (YH 56V), 2200 (YH 66V) 2400 Diesel (LH 56V, LH 66V) | 8.86- 8.89 | 444093 | 344201 | |  0,6 | | 344100 | |  0,4 |
|  2000 (RZH 102/112) 2400 (RZH 103/113) 2400 Diesel (LH 102/112) | 8.89- 8.95 | 444104 | 344203 | |  0,6 | 444123 | 344100 | |  0,4 |
|  (Commuter) (RZH 115) 2400 | 8.89- 5.92 | 444104 | 344203 | |  0,6 | 444123 | 344100 | |  0,4 |
|   2400 (RZH 109/119) 2400 Diesel (LH 108/118) | 8.89- 5.92 | 444093 | 344201 | |  0,6 | 444105 | 344204 | |  0,4 |
|  2400 (RCH 12/22) 2700 (RCH 13/23) 2400 Diesel/Diesel Turbo (LXH 12/22) | 8.95- 4.98 4.98- 8.96- | | 344203 | |  0,6 | | 344259 | |  0,4 |
|  2400 (RCH 18/28) 2700 (RCH 19/29) 2400 Diesel/Diesel Turbo (LXH 18/28) | 8.96- 4.98 4.98- 8.96- | | 344201 | |  0,6 | | 344260 | |  0,4 |
| Life Ace | | | | | | | | | |
|   (KM 20, CM 20)  | 10.79- 9.85 | 443181 | 343154 | |  0,6 | 443149 | 343213 | 553116 |  0,6 |
|  (KM 20, CM 20)  | 10.79- 9.85 | 443181 | 343154 | |  0,6 | 443150 | | |  0,6 |
|  1500 (KM 30) 2000 Diesel (CM 30)  1500 (KM 31) | 10.85- 1.92 8.88- 1.92 10.85- 8.86 | | 343190 | |  0,8 | | 343267 | |  0,5 |
|  1500 (KM 36) 1800 Diesel (CM 35) 2000 Diesel (CM 36) | 10.85- 1.92 10.85- 8.88 8.88- 1.92 | | 343190 | |  0,8 | | 343196 | |  0,5 |

*Excel-G is a new name of SUPER
Excel-G ist der neue Name für SUPER
Excel-G est le nom nouveau pour SUPER


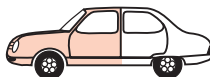


| MODEL FAHRZEUG MODELE | YEAR JAHR ANNEE | FRONT/VORNE/AVANT | | |  | REAR/HINTEN/ARRIERE | | |  |
|---|--------------------------|----------------------------|--------------------------------|------------------|--|----------------------------|--------------------------------|------------------|---|
| | | PREMIUM | EXCEL-G* | GAS-A-JUST | | PREMIUM | EXCEL-G* | GAS-A-JUST | |
| | | Oil | Twin-tube Gas | Mono-tube Gas | | Oil | Twin-tube Gas | Mono-tube Gas | |
| Toyota Commercial (J) | | | | | | | | | |
| Life Ace | | | | | | | | | |
|  1500 (KR 21) 2200 (YR 22), 2000 Diesel (CR 21) | 1.92- 5.94 1.92- 1.95 | | 344255 | 554087 |  | | 343192 | |  |
|  1500 (KR 27) 2200 (YR 29), 2000 Diesel (CR 27) | 1.92- 5.94 1.92- 1.95 | | 344255 | 554087 |  | | 344102 | 553084 |  |
|  (KM 67) | 92- | | 344255 O.E. = 48500 - 29585 | 554087 |  | | 344102 O.E. = 48531 - 80129 | 553084 |  |
| Truck | | | | | | | | | |
| Stout (RK 45/45 V/45 P/45 B, RK 100) | 60- 66 | | | | | 444026 | | 553060 |  |
| Stout, Stout Van (RK 40/40 V/43) | 63- 68 | 443071 | 343037 | 553057 |  | 444026 | | 553060 |  |
| Stout (RK 101) | 67- | | | 553061 |  | | | | |
| Stout (RK 110/111) | 3.79- | 443182 | | |  | 444023 | 344102 | |  |
| Coaster (RU 19, BU 19) | 2.72- 7.77 | 444024 | | |  | 444025 | | 553058 |  |
| Coaster (RB 11/12/13, BB 10/11) | 8.77- 4.82 | 444040 | 344114 | |  | 444025 | | 553058 |  |
| Dyna  (RU/BU/JU 10) Dyna  (RU/JU 15) | 5.70- 7.77 5.70- 1.72 | 444024 | | |  | 444025 | | 553058 |  |
| Dyna (RU 15, BU 15/20/30) Exc. low floor | 2.72- 7.77 | 444024 | | |  | 444023 | 344102 | |  |
| Dyna (BU 20/30) Exc. low floor | 77-11.84 | 444028 | 344062 | |  | 444023 | 344102 | |  |
| Dyna low floor (BU 20/30) | 77-11.84 | 444028 | 344062 | |  | 444025 | | 553058 |  |
| Dyna (BU 35/36) Dyna (HU 50) | 8.80- 8.84 4.82- 8.84 | 444028 | 344062 | |  | 444023 | 344102 | |  |
| Dyna  (YU 60/70, BU 60/62) | 9.84- | 444083 | | 553204 |  | 444084 | 344065 | |  |
| Dyna 250 (BU 84) | 86- | 443260 O.E.=48511-29126 | 343254 | |  | 443262 O.E.=48531-80060 | 343260 | |  |



| MODEL FAHRZEUG MODELE | YEAR JAHR ANNEE | FRONT/VORNE/AVANT | | |  | REAR/HINTEN/ARRIERE | | |  | | | | | | |
|---|-----------------------|-------------------|------------------------------|--------------------------------|--|---------------------|------------------------------|--------------------------------|--|-------|-----|---|--------|--|--------|
| | | PREMIUM Oil | EXCEL-G* Twin-tube Gas | GAS-A-JUST Mono-tube Gas | | PREMIUM Oil | EXCEL-G* Twin-tube Gas | GAS-A-JUST Mono-tube Gas | | | | | | | |
| Vauxhall (GB) | | | | | | | | | | | | | | | |
| Astra | | | | | | | | | | | | | | | |
|   | 2.80- 8.84 | 665036 | 365025 375009 | |  2,1 | 443134 | 343047 | 553075 243014 |  0,6 | | | | | | |
|   | 2.80- 8.84 | 665036 | 365025 | |  2,1 | 443135 | 343099 | 553137 |  0,6 | | | | | | |
|   Exc. GTE | 9.84- 91 | 665036 | 365025 375009 | |  2,1 | 443134 | 343047 | 553075 243014 |  0,6 | | | | | | |
|   | 9.84- 91 | 665036 | 365025 | |  2,1 | 443135 | 343099 | 553137 |  0,6 | | | | | | |
|  1.8 GTE | 9.84- 91 | | 365025 375009 | |  2,1 | | 343047 | 553075 243014 |  0,6 | | | | | | |
| 1) <table><tr><td>Model</td><td>KYB</td></tr><tr><td>1.2 / 1.3 / 1.4 / 1.6 </td><td>SM1300</td></tr><tr><td>1.6  / 1.8 / 2.0 / Diesel</td><td>SM1307</td></tr></table> | | | | | | | | | | Model | KYB | 1.2 / 1.3 / 1.4 / 1.6  | SM1300 | 1.6  / 1.8 / 2.0 / Diesel | SM1307 |
| Model | KYB | | | | | | | | | | | | | | |
| 1.2 / 1.3 / 1.4 / 1.6  | SM1300 | | | | | | | | | | | | | | |
| 1.6  / 1.8 / 2.0 / Diesel | SM1307 | | | | | | | | | | | | | | |
|   Exc. 1.8 i/2.0i SRi, GSi | 8.91- 98 | 665066 | 365078 375034 | |  2,1 | 443134 | 343047 | 553075 243014 |  0,6 | | | | | | |
|  1.8 i/2.0i SRi, GSi | 8.91- 98 | | 365078 375034 | |  2,1 | | 343047 | 553075 243014 |  0,6 | | | | | | |
|   | | | | | | | | | | | | | | | |
|   | 8.91- 98 | 665066 | 365078 | |  2,1 | 443135 | 343099 | 553137 |  0,6 | | | | | | |
|   Exc. Sport sus. | 98- | | 334949 L 334948 R | |  | | 343306 | 553240 |  | | | | | | |
|   Sport sus.  | 98- | | | |  | | 343306 | 553240 |  | | | | | | |

*Excel-G is a new name of SUPER
Excel-G ist der neue Name für SUPER
Excel-G est le nom nouveau pour SUPER



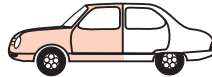
| MODEL FAHRZEUG MODELE | YEAR JAHR ANNEE | FRONT/VORNE/AVANT | | | | REAR/HINTEN/ARRIERE | | | |
|---|--------------------------------------|----------------------|--|--------------------------------|----------|---------------------|------------------------------|--------------------------------|---------------|
| | | PREMIUM Oil | EXCEL-G* Twin-tube Gas | GAS-A-JUST Mono-tube Gas | | PREMIUM Oil | EXCEL-G* Twin-tube Gas | GAS-A-JUST Mono-tube Gas | |
| Vauxhall (GB) | | | | | | | | | |
| Astra | | | | | | | | | |
| ALL Exc. Sport sus. | 98- | | 334949 L 334948 R | | + | | 343307 | 553241 | ⊖ |
| ⊕ Sport sus. ALL | 98- | | | | + | | 343307 | 553241 | ⊖ |
| Belmont | | | | | | | | | |
| ALL | 86- 91 | 665036 | 365025 <u>375009</u> 915322 | | ⊥ | 443134 | 343047 | 553075 <u>243014</u> | ⊥ ⊖ |
| Calibra | | | | | | | | | |
| 2.0 i (2WD), (4WD) Exc. 16V, 16V-Turbo | 90- 98 | 665063 | 365071 <u>375032</u> SM1301 | | ⊥ 2,2 | 443261 | 343259 <u>353011</u> | 553182 | ⊥ ⊖ 0,7 |
| 2.0 i-16V (2WD), (4WD) 2.0 i-16V Turbo (4WD) | 90- 98 | | 365071 <u>375032</u> SM1301 | | ⊥ 2,2 | | 343259 <u>353011</u> | 553182 | ⊥ ⊖ 0,7 |
| Campo/Brava | | | | | | | | | |
| (2WD) ALL (TFR Series) | 92- | 443190 | | 553119 | ⊥ ⊖ | 443295 | | 553230 | ⊖ ⊖ |
| (4WD) ALL (TFS Series) | 92- | 443216 | | 553171 | ⊥ ⊖ | 443295 | | 553230 | ⊖ ⊖ |
| Carlton, Viceroy, Omega Exc. | | | | | | | | | |
| Carlton Viceroy Carlton GAS | 10.78- 2.82 10.80- 2.82 83- 86 | 665035 | 365007 915322 | | ⊥ 2,3 | 443027 | 343006 | 554011 | ⊥ ⊖ 0,7 |
| Carlton Diesel | 83- 86 | 665056 | 915322 | | ⊥ 2,3 | 443027 | 343006 | 554011 | ⊥ ⊖ 0,7 |
| Carlton ALL | 10.78- 82 83- 8.86 | 665035 | 365007 915322 | | ⊥ 2,3 | 443031 | 343007 | 554013 | ⊥ ⊖ 0,7 |
| Carlton 1.8, 2.0, 2.4 i, 2.3 D, 2.3 TD | 9.86- 94 | 634022 L 634021 R | 334100 L 334099 R 915329 SM1304 | | + | 443234 | 343216 Exc. | 553162 | ⊥ ⊖ 0,6 |
| Carlton 2.6i, 3.0i, 3000 | 9.86- 94 | | 334100 L 334099 R 915329 | | + | | 343216 Exc. | 553162 | ⊥ ⊖ 0,6 |








































































*Excel-G is a new name of SUPER
Excel-G ist der neue Name für SUPER
Excel-G est le nom nouveau pour SUPER



| MODEL FAHRZEUG MODELE | YEAR JAHR ANNEE | FRONT/VORNE/AVANT | | | | REAR/HINTEN/ARRIERE | | | |
|---|-----------------------|----------------------|------------------------------|--------------------------------|---------|---------------------|------------------------------|--------------------------------|---------|
| | | PREMIUM Oil | EXCEL-G* Twin-tube Gas | GAS-A-JUST Mono-tube Gas | | PREMIUM Oil | EXCEL-G* Twin-tube Gas | GAS-A-JUST Mono-tube Gas | |
| Vauxhall (GB) | | | | | | | | | |
| Carlton, Viceroy, Omega Exc. | | | | | | | | | |
| Carlton 2.0, 2.3 D, 2.3 TD, 2.4 i | 9.86- 94 | 634022 L 634021 R | 334100 L 334099 R | | 2,8 | 444095 | 344256 Exc. | 554088 | 0,6 |
| | | 915329 | SM1304 | | | | | | |
| Carlton 3.0 i | 9.86- 94 | | 334100 L 334099 R | | 2,8 | | 344256 Exc. | 554088 | 0,6 |
| | | 915329 | | | | | | | |
| Exc. 2.5i, 3.0i | 94- | | 334903 | | 2,7 | | 343216 Exc. | 553162 | 0,6 |
| | | | SM1304 | | | | | | |
| 2.5i, 3.0i | 94- | | 334903 | | 2,7 | | 343216 Exc. | 553162 | 0,6 |
| | | | | | | | | | |
| Exc. 2.5i, 3.0i | 94- | | 334903 | | 2,7 | | 344256 Exc. | 554088 | 0,6 |
| | | | SM1304 | | | | | | |
| 2.5i, 3.0i | 94- | | 334903 | | 2,7 | | 344256 Exc. | 554088 | 0,6 |
| | | | | | | | | | |
| Cavalier, Vectra | | | | | | | | | |
| | 8.75- 6.81 | 443026 | 343048 | 553009 | 0,6 | 443027 | 343006 | 554011 | 0,7 |
| | | | | <u>244029</u> | | | | <u>244030</u> | |
| | 8.81- 8.84 | 665042 | 365030 | | 2,1 | 443230 | 343150 | 551033 | 0,6 |
| 1003027 → 5000001 → 6000001 → | 9.84- 88 | 665057 | 365054 | | 2,1 | 443230 | 343150 | 551033 | 0,6 |
| | | 915328 | | | | | | | |
| | 8.81- 8.84 | 665042 | 365030 | | 2,1 | 444141 | | | 0,6 |
| | | 915328 | | | | | | | |
| 1003027 → 5000001 → 6000001 → | 9.84- 88 | 665057 | 365054 | | 2,1 | 444141 | | | 0,6 |
| | | 915328 | | | | | | | |
| Exc. 2000-16 V, 2.5-V6 | 9.88- 95 | 665063 | 365071 | | 2,1 | 443134 | 343047 | 553075 | 0,6 |
| | | | <u>375032</u> | | | | | <u>243014</u> | |
| | | 915327 | SM1301 | | | | Exc. | | |
| 2000-16 V (1 = 20XE, C 20XE) → NV199999 → N1999999 → N5999999 | 9.88- 92 | 665063 | 365071 | | 2,1 | 443234 | 343216 | 553162 | 0,6 |
| | | 915327 | SM1301 | | | | Exc. | | |

*Excel-G is a new name of SUPER
Excel-G ist der neue Name für SUPER
Excel-G est le nom nouveau pour SUPER




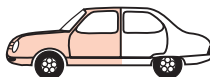
| MODEL FAHRZEUG MODELE | YEAR JAHR ANNEE | FRONT/VORNE/AVANT | | |   | REAR/HINTEN/ARRIERE | | |   |
|--|--|-------------------|--|--|--|--|------------------------------|--|--|
| | | PREMIUM Oil | EXCEL-G* Twin-tube Gas | GAS-A-JUST Mono-tube Gas | | PREMIUM Oil | EXCEL-G* Twin-tube Gas | GAS-A-JUST Mono-tube Gas | |
| Vauxhall (GB) | | | | | | | | | |
| Cavalier, Vectra | | | | | | | | | |
| 2000-16 V (2WD) (11 = 20XE, C 20XE)  P1000001 →  P5000001 →  P7000001 → | 93- 95 | 665063 | 365071 375032   |  2,1 | 443134 | 343047 Exc.  | 553075 243014 |  0,6 | |
|  2.5i-V6 | 93- 95 | | 365071 375032   |  2,1 | | 343047 Exc.  | 553075 243014 |  0,6 | |
|  1.8, 2.0i, 2.0i-16V, 2000-16V, 2.0i-16V Turbo | 9.88- 95 | 665063 | 365071   |  2,1 | 443234 | 343216 Exc.  | 553162 |  0,6 | |
| Chevette | | | | | | | | | |
|   | 6.76- 84 | 443026 | 343048 553009 244029 |  0,5 | 443027 | 343006 | 554011 244030 |  0,6 | |
|   | 10.75- 84 | 443026 | 343048 553009 |  0,5 | 443025 | 343081 | 553010 |  0,6 | |
| Corsa Combo  | | | | | | | | | |
|  | 94- | 633831 | 333831    |  1,3 | 443233 | 343227 | |  | |
| Firenza, Magnum, VX, Victor, Viva | | | | | | | | | |
|  Victor FD, Ventora  | 68-10.71 | 443121 | |   | 443120 | | |   | |
|  Viva HB   162329 → Viva HC  Firenza 1250, 1750, 2300 Magnum 1.8, 2.3 | 7.67- 70 8.70- 6.79 5.71- 6.75 9.73- 3.77 | 443121 | 343096 |   | 443043 | 343085 | |   | |
| Victor FE, VX, Ventora  | 72- 8.73 | 443162 | |   | 443027 | 343006 | 554011 |   | |
| Victor FE  | 72- 8.73 | 443162 | |   | 443163 | | |   | |
| Victor FE, VX, Ventora   | 9.73- 1.76 | 443162 | |   | | | | | |
| Victor (VX series)   | 1.76- 9.78 | 443162 | |   | | | | | |



































*Excel-G is a new name of SUPER
Excel-G ist der neue Name für SUPER
Excel-G est le nom nouveau pour SUPER



| MODEL FAHRZEUG MODELE | YEAR JAHR ANNEE | FRONT/VORNE/AVANT | | | | REAR/HINTEN/ARRIERE | | | |
|---|-------------------------|----------------------|--|--------------------------------|---------|---------------------|------------------------------|--------------------------------|---------|
| | | PREMIUM Oil | EXCEL-G* Twin-tube Gas | GAS-A-JUST Mono-tube Gas | | PREMIUM Oil | EXCEL-G* Twin-tube Gas | GAS-A-JUST Mono-tube Gas | |
| Vauxhall (GB) | | | | | | | | | |
| Frontera | | | | | | | | | |
| (52SU, 53MW, 5JMW) Incl. Sport | 10.91- 9.95 | 444120 | 344227 | | 0,7 | 444122 | 344228 | | 0,4 |
| (54/55/5B/5K SU, 54/55/5B/5K MW) Incl. Sport | 9.95- | | 344227 | | | | 344229 | | |
| Monterey | | | | | | | | | |
| (UBS) | 92- 3.95 | | 344279 | | | | 344229 | | |
| (UBS) | 4.95- 97 | | 344279 | | | | 344229 | | |
| Nova, Corsa , | | | | | | | | | |
| Nova Exc. GTE, GSi | 83- 2.93 | 633831 | 333831 <u>323034</u> 915302 SM1305 | | 1,3 | 443225 | 343265 <u>353012</u> | 553155 | 0,6 |
| Nova GTE, GSi | 83- 2.93 | | 333831 <u>323034</u> 915325 SM1305 | | 1,3 | | 343265 <u>353012</u> | 553155 | 0,6 |
| Corsa Exc. GSi, Sport | 3.93- | 633831 | 333831 <u>323034</u> 915302 SM1302▼ SM2302 | | 1,3 | 443225 | 343265 <u>353012</u> | 553155 | 0,6 |
| Corsa GSi, Sport | 3.93- | | 333831 <u>323034</u> 915325 SM1302▼ SM2302 | | 1,3 | | 343265 <u>353012</u> | 553155 | 0,6 |
| Royale, Senator Exc. | | | | | | | | | |
| | 10.78- 2.82 78- 8.87 | 665056 915322 | | | 2,3 | | 343044 | 554029 | 0,7 |
| 2.3 TD, 2.6 | 9.87- 95 | 634022 L 634021 R | 334100 L 334099 R 915329 SM1304 | | 2,8 | 443234 | 343216 Exc. | 553162 | 0,6 |

*Excel-G is a new name of SUPER
Excel-G ist der neue Name für SUPER
Excel-G est le nom nouveau pour SUPER


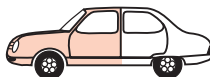











































| MODEL FAHRZEUG MODELE | YEAR JAHR ANNEE | FRONT/VORNE/AVANT | | |   | REAR/HINTEN/ARRIERE | | |   |
|---|-----------------------|--|--|--------------------------------|--|--|--|--------------------------------|--|
| | | PREMIUM Oil | EXCEL-G* Twin-tube Gas | GAS-A-JUST Mono-tube Gas | | PREMIUM Oil | EXCEL-G* Twin-tube Gas | GAS-A-JUST Mono-tube Gas | |
| Vauxhall (GB) | | | | | | | | | |
| Royale, Senator Exc.  | | | | | | | | | |
|  2.5 | 9.87- 95 | 634022 L 634021 R | 334100 L 334099 R | |  2,8 | 443234 | 343216 | 553162 |  0,6 |
| | |  | | | | Exc.  | | | |
|  3.0i, 3.0i-24 V | 9.87- 95 | | 334100 L 334099 R | |  2,8 | | 343216 | 553162 |  0,6 |
| | |  | | | | Exc.  | | | |
| Tigra | | | | | | | | | |
|  | 94- | | 333831 323034 | |  | | 343265 353012 | 553155 |  0 |
| | |   SM1302 ▼  SM2302 | | | | | | | |
| Vectra B  ,  | | | | | | | | | |
| 1.6i, 1.8i, 1.7 TD, 2.0i, 2.0 Di Incl. 16V Exc. Sport sus. | 9.95- | | 333913 L ▼ 333912 R ▼ 333716 L 333715 R | |  1,5 | | 341907 Exc.  | |  1,8 |
| 2.5i-V6 Exc. Sport sus. | 9.95- | | 334601 L 334600 R | |  | | 341907 Exc.  | |  1,8 |
|  Sport sus.  | 9.95- | | | |  1,5 | | 341907 Exc.  | |  1,8 |



| MODEL FAHRZEUG MODELE | YEAR JAHR ANNEE | FRONT/VORNE/AVANT | | | | REAR/HINTEN/ARRIERE | | | |
|--|--------------------------|----------------------------------|---|--------------------------------|-----|--|--|--------------------------------|---------|
| | | PREMIUM Oil | EXCEL-G* Twin-tube Gas | GAS-A-JUST Mono-tube Gas | | PREMIUM Oil | EXCEL-G* Twin-tube Gas | GAS-A-JUST Mono-tube Gas | |
| Volkswagen (D) | | | | | | | | | |
| Corrado | | | | | | | | | |
| 1.8-16V (531) 2.0-16V 1.8 G 60 | 4.89- 8.91- 9.88- | 634950 | 334950 SM1700 ²⁾ SM1704 ³⁾ | | 1,5 | | 343258 ¹⁾ 353013 ¹⁾ (SP-001) 915405 | | 0,9 |
| VR 6 (531) | 8.91- | 634950 | 334950 SM1704 | | 1,5 | | 343191 ¹⁾ 353013 ¹⁾ (SP-001) 915405 | | 0,9 |
| 1) 2) SM1700: -7.94 3) SM1704: 8.94- | | | | | | | | | |
| Golf I, Jetta I , Exc. | | | | | | | | | |
| Golf Jetta Exc. GTI, Turbo Diesel | 73- 8.83 8.78- 2.84 | 663009 (RN-001) | 363001 373012 (RN-001) 915402 SM1706 | | 1,5 | 441018 ¹⁾ 443172 ²⁾ | 341007 ¹⁾ 343169 ²⁾ 351007 ¹⁾ | 551014 ¹⁾ | 0,5 |
| Golf GTI, Turbo-Diesel Jetta GTI, Turbo-Diesel | 9.76-12.83 9.76- 2.84 | | 363001 373012 (RN-001) 915402 SM1706 | | 1,5 | | 341007 ¹⁾ 343169 ²⁾ 351007 ¹⁾ | 551014 ¹⁾ | 0,5 |
| Golf II , Jetta II , Exc. | | | | | | | | | |
| Golf Jetta → 1 G LW 320000 Exc. GTI, GTI 16 V, G 60 | 8.83-12.89 3.84-12.89 | 664014 ³⁾ (RN-001) | 364014 ³⁾ 374006 ³⁾ (RN-001) 915401 SM1701 633950 333950 915401 SM1701 | | 1,5 | 443800 ⁴⁾ (SP-001) | 343191 ⁴⁾ 353013 ⁴⁾ (SP-001) 915405 | | 0,5 |
| Golf /Jetta 1 G LW 320001 → Exc. GTI, GTI 16V,G60 | 1.90- 92 | 633950 | 333950 915401 SM1701 | | 1,5 | 443800 ⁴⁾ (SP-001) | 343191 ⁴⁾ 353013 ⁴⁾ (SP-001) 915405 | | 0,5 |
| 1) 2) 3) 4) | | | | | | | | | |

*Excel-G is a new name of SUPER
Excel-G ist der neue Name für SUPER
Excel-G est le nom nouveau pour SUPER



| MODEL FAHRZEUG MODELE | YEAR JAHR ANNEE | FRONT/VORNE/AVANT | | |   | REAR/HINTEN/ARRIERE | | |   |
|---|--------------------------|--|---|--|--|--|---|--------------------------------|--|
| | | PREMIUM Oil | EXCEL-G* Twin-tube Gas | GAS-A-JUST Mono-tube Gas | | PREMIUM Oil | EXCEL-G* Twin-tube Gas | GAS-A-JUST Mono-tube Gas | |
| Volkswagen (D) | | | | | | | | | |
| Golf II , Jetta II   Exc.  | | | | | | | | | |
| <div>2WD</div> <div>Golf GTI Exc. 16V, G 60 Jetta GTi, GT 16V</div> | 1.84-12.89 3.84-12.89 | | <div>364014³⁾</div> <div>374006³⁾</div> <div>RN-001</div> <div>915401 </div> <div>SM1701</div> <div>633950</div> <div>333950</div> <div>915401 </div> <div>SM1701</div> | | <div>343191⁴⁾</div> <div>353013⁴⁾</div> <div>SP-001</div> <div>915405</div> | <div></div> <div>0,5</div> | | | |
| | | | | <div></div> <div>1,5</div> | | | | | |
| <div>2WD</div> <div>Golf GTI Exc. 16V, G60 Jetta GTi, GT 16V</div> | 1.90- 92 1.90- 92 | 633950 | 333950 | <div></div> <div>SM1701</div> <div>915401 </div> | <div></div> <div>1,5</div> | <div>343191⁴⁾</div> <div>353013⁴⁾</div> <div>SP-001</div> <div>915405</div> | <div></div> <div>0,5</div> | | |
| | | | | | | | | | |
| <div>2WD</div> <div>Golf GTI 16V</div> | 2.86-12.89 | | <div>364014³⁾</div> <div>374006³⁾</div> <div>RN-001</div> <div>915401 </div> <div>SM1701</div> <div>633950</div> <div>333950</div> <div>915401 </div> <div>SM1701</div> | <div></div> <div>1,5</div> | <div>443235⁴⁾</div> <div>SP-001</div> <div>343258⁴⁾</div> <div>353013⁴⁾</div> <div>SP-001</div> <div>915405</div> | <div></div> <div>0,5</div> | | | |
| | | | | <div></div> <div>1,5</div> | | | | | |
| <div>2WD</div> <div>Golf GTI 16V</div> | 1.90- 92 | 633950 | 333950 | <div></div> <div>SM1701</div> <div>915401 </div> | <div></div> <div>1,5</div> | <div>443235⁴⁾</div> <div>SP-001</div> <div>343258⁴⁾</div> <div>353013⁴⁾</div> <div>SP-001</div> <div>915405</div> | <div></div> <div>0,5</div> | | |
| | | | | | | | | | |
| <div>2WD</div> <div>Golf 1.8 GTi G60</div> | 10.89- 7.91 | 634950 | 334950 | <div></div> <div>SM1700</div> <div>915401 </div> | <div></div> <div>1,5</div> | <div>443235⁴⁾</div> <div>SP-001</div> <div>343258⁴⁾</div> <div>353013⁴⁾</div> <div>SP-001</div> <div>915405</div> | <div></div> <div>0,5</div> | | |
| | | | | | | | | | |
| <div>4WD</div> <div>Golf Syncro Exc. Rally, Country Jetta Syncro</div> | 2.86-12.89 8.87-12.89 | <div>664014³⁾</div> <div>RN-001</div> | <div>364014³⁾</div> <div>374006³⁾</div> <div>RN-001</div> <div>915401 </div> <div>SM1701</div> <div>633950</div> <div>333950</div> <div>915401 </div> <div>SM1701</div> | <div></div> <div>1,5</div> | <div>443236⁴⁾</div> <div>SP-001</div> <div>343274⁴⁾</div> <div>SP-001</div> <div>915405</div> | <div></div> <div>0,8</div> | | | |
| | | | | <div></div> <div>1,5</div> | | | | | |
| <div>4WD</div> <div>Golf Syncro Exc. Rally, Country Jetta Syncro</div> | 1.90- 92 1.90- 92 | 633950 | 333950 | <div></div> <div>SM1701</div> <div>915401 </div> | <div></div> <div>1,5</div> | <div>443236⁴⁾</div> <div>SP-001</div> <div>343274⁴⁾</div> <div>SP-001</div> | <div></div> <div>0,8</div> | | |
| | | | | | | | | | |
| <div>3) </div> <div>4)   (SP-001)</div> <div></div> | | | | | | | | | |



| MODEL FAHRZEUG MODELE | YEAR JAHR ANNEE | FRONT/VORNE/AVANT | | | | REAR/HINTEN/ARRIERE | | | |
|--|-----------------------|-------------------|------------------------------|--|-----|---|---|--------------------------------|-----|
| | | PREMIUM Oil | EXCEL-G* Twin-tube Gas | GAS-A-JUST Mono-tube Gas | | PREMIUM Oil | EXCEL-G* Twin-tube Gas | GAS-A-JUST Mono-tube Gas | |
| Volkswagen (D) | | | | | | | | | |
| Golf III, Vento Exc. | | | | | | | | | |
| <div>2WD</div> <div>(1H)</div> <div>Golf, Vento</div> <div>1.4i, 1.6i, 1.8i</div> <div>1.9 Diesel, 1.9 Turbo Diesel, 1.9 TDI</div> <div>Incl. GT</div> | 9.91- 98 | 633950 | 333950 | SM1700 ⁸⁾ SM1701 ⁸⁾ SM1704 ⁸⁾ | 1,5 | 443800 ⁴⁾ <div>SP-001</div> | 343191 ⁴⁾ 353013 ⁴⁾ <div>SP-001</div> | | 1,1 |
| <div>2WD</div> <div>(1H)</div> <div>Golf, Vento</div> <div>2.0 GTi, 2.0-16 V GTi, 2.8V R6</div> | 9.91- 98 | 634950 | 334950 | SM1700 ⁸⁾ SM1701 ⁸⁾ SM1704 ⁸⁾ | 1,5 | | 343258 ⁴⁾ 353013 ⁴⁾ <div>SP-001</div> | | 1,1 |
| <div>4WD</div> <div>(1H)</div> <div>Golf Syncro</div> <div>1.8</div> <div>Exc. Country</div> | 1.93- 98 | 633950 | 333950 | SM1701 | 1,5 | | | | |
| <div>4WD</div> <div>(1H)</div> <div>Golf, Vento Syncro</div> <div>2.0, 2.9 VR 6, 1.9 TDI</div> <div>Exc. Country</div> | 10.94- 98 | 634950 | 334950 | SM1701 | 1,5 | | | | |
| Golf III Variant | | | | | | | | | |
| 1.4, 1.6, 1.8 1.9D, 1.9TD, 1.9 TDI Exc. Syncro | 9.93- 98 | 633950 | 333950 | SM1700 ⁷⁾ SM1701 ⁷⁾ SM1704 ⁷⁾ | 1,5 | 441905 | | | 1,4 |
| 2.0 Exc. Syncro | 9.93- 98 | 634950 | 334950 | SM1700 ⁷⁾ SM1701 ⁷⁾ SM1704 ⁷⁾ | 1,5 | 441905 | | | 1,4 |

4)

5)

6)


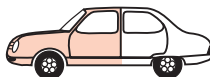
8)

7)

| | Year | KYB |
|----------------------------|-------------|--------|
| ABD / ABS / AAM | 9.91 - 6.95 | SM1701 |
| 1Y / AAZ / 1Z | 9.91 - 6.95 | SM1700 |
| AAA / ACC / AGG / ABF / 2E | 9.91 - 6.95 | SM1704 |
| | 7.95 - 8.97 | SM1704 |

| Model | | Year | KYB |
|----------|--------------------------------|-------------|--------|
| GOLF III | ABD / ABS / AAM | 9.91 - 6.95 | SM1701 |
| | 1Y / AAZ / 1Z | 9.91 - 6.95 | SM1700 |
| | AAA / ACC / AGG / ABF / 2E | 9.91 - 6.95 | SM1704 |
| | | 7.95 - 8.97 | SM1704 |
| VENTO | Exc. 2E / AAA | 1.92 - 6.94 | SM1701 |
| | AAA | 1.92 - 6.94 | SM1704 |
| | AEA / AEK / ADZ / AEP / ADY | 7.94 - 6.95 | SM1704 |
| | ABD / ABU / AAM | 7.94 - 6.95 | SM1701 |
| | ABS / 1Z / AAZ / 1Y / 2E / ABF | 7.94 - 6.95 | SM1700 |
| | | 7.95 - 8.97 | SM1704 |

*Excel-G is a new name of SUPER
Excel-G ist der neue Name für SUPER
Excel-G est le nom nouveau pour SUPER



| MODEL FAHRZEUG MODELE | YEAR JAHR ANNEE | FRONT/VORNE/AVANT | | | | REAR/HINTEN/ARRIERE | | | |
|-----------------------------|-----------------------|-------------------|------------------------------|--------------------------------|--|---------------------|------------------------------|--------------------------------|--|
| | | PREMIUM Oil | EXCEL-G* Twin-tube Gas | GAS-A-JUST Mono-tube Gas | | PREMIUM Oil | EXCEL-G* Twin-tube Gas | GAS-A-JUST Mono-tube Gas | |

Volkswagen (D)





















































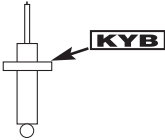
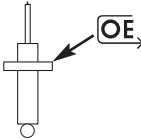

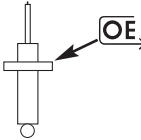






Golf IV, Bora

| | | | | | | | | | |
|--|------|-------|-------------------|--|--|--|------------|-------------------------|--|
| (2WD) Golf, Bora 1.4, 1.6 Exc. Sport sus., | (1J) | 9.97- | 633208▼ 633713 | 333259▼ 333713 <u>324016</u> | | | 343280 | 553206 <u>243037</u> | |
| (2WD) Golf, Bora 1.8, 1.8, Turbo, 2.0, 2.3, 1.9 SDI, 1.9 TDI Exc. Sport sus., | (1J) | 9.97- | 634099▼ 634812 | 334220▼ 334812 <u>324016</u> | | | 343280 | 553206 <u>243037</u> | |
| (2WD) Golf, Bora ⊕ Sport sus., | (1J) | 9.97- | | 334220▼ 334812 <u>324016</u> | | | | 553206 <u>243037</u> | |
| (2WD) Golf, Bora ⊕ Exc. 2.8-V6 | (1J) | 9.97- | 634099▼ 634812 | 334220▼ 334812 <u>324016</u> | | | | | |
| (4WD) Golf, Bora 1.8, 2.3, 1.9 TDI Exc. Sport sus., 2.8-V6 | (1J) | 9.97- | 634099▼ 634812 | 334220▼ 334812 <u>324016</u> | | | 343310 | 553243 <u>243038</u> | |
| (4WD) Golf, Bora ⊕ Sport sus., Exc. 2.8-V6 | (1J) | 9.97- | | 334220▼ 334812 <u>324016</u> | | | 343310 | 553243 <u>243038</u> | |
| (4WD) Golf, Bora ⊕ Exc. 2.8-V6 | (1J) | 9.97- | 634099▼ 634812 | 334220▼ 334812 <u>324016</u> | | | 343301 | | |


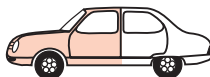
Golf IV Variant, Bora Variant

| | | | | | | | | | |
|---|------|-----|-------------------|--|--|--|--------|-------------------------|--|
| (2WD) Golf, Bora 1.4, 1.6 Exc. Sport sus., | (1J) | 99- | 633208▼ 633713 | 333259▼ 333713 | | | 343298 | 553232 | |
| (2WD) Golf, Bora 2.0, 2.3, 1.9 SDI, 1.9 TDI Exc. Sport sus., | (1J) | 99- | 634099▼ 634812 | 334220▼ 334812 | | | 343298 | 553232 | |
| (2WD) Golf, Bora ⊕ Sport sus., | (1J) | 99- | | 334220▼ 334812 <u>324016</u> | | | | 553206 <u>243037</u> | |














































































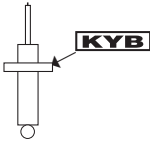

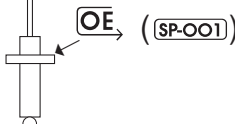
| MODEL FAHRZEUG MODELE | YEAR JAHR ANNEE | FRONT/VORNE/AVANT | | |  | REAR/HINTEN/ARRIERE | | |  |
|--|-----------------------|---|---|--------------------------------|---|---|--|--------------------------------|---|
| | | PREMIUM Oil | EXCEL-G* Twin-tube Gas | GAS-A-JUST Mono-tube Gas | | PREMIUM Oil | EXCEL-G* Twin-tube Gas | GAS-A-JUST Mono-tube Gas | |
| Volkswagen (D) | | | | | | | | | |
| Golf IV Variant, Bora Variant  | | | | | | | | | |
|  (1J) Golf, Bora    | 99- | 634099▼ 634812 | 334220▼ 334812 | |  | | | |  |
| | | |  915415  SM1708 | | |  915400 | | | |
|  (1J) Golf, Bora 2.3, 1.9 TDI Exc. Sport sus.,  2.8-V6 | 99- | 634099▼ 634812 | 334220▼ 334812 | |  | | 343310 | 553243 |  |
| | | |  SM1708 | | | | | | |
|  (1J) Golf, Bora  Sport sus.  Exc. 2.8-V6 | 99- | | 334220▼ 334812 | |  | | 343310 | 553243 |  |
| | | |  SM1708 | | | | | | |
|  (1J) Golf, Bora    Exc. 2.8-V6 | 99- | 634099▼ 634812 | 334220▼ 334812 | |  | | 344301 | |  |
| | | |  SM1708 | | | | | | |
| Golf Cabrio  | | | | | | | | | |
| Golf I  (155) | 76- 93 | 663009  | 363001 | |  | 441018 ¹⁾ 443172 ²⁾ | 341007 ¹⁾ 343169 ²⁾ | 551014 ¹⁾ |  |
| | | | 373012  | | | | 351007 ¹⁾ | | |
| | | |  915402  SM1706 | | | | | | |
| Golf III  (1H) Incl. Sport sus. | 9.93- 2.98 | 634950 | 334950 | |  | 443800 ³⁾  | 343191 ³⁾ | |  |
| | | |  915407  SM1704 | | | |  915405 | | |
| Golf IV  (1H) Incl. Sport sus. | 3.98- | 634950 | 334950 | |  | 443800 ³⁾  | 343191 ³⁾ | |  |
| | | |  915407  SM1704 | | | |  915405 | | |
| <div>1) </div> <div>2)   (SP-OO1)</div> <div>3)   (SP-OO1)</div> | | | | | | | | | |
| Käfer/Beetle/Coccinelle/Kever | | | | | | | | | |
| Type I ( swing axle) 1200, 1300, 1300 A, 1500, 1500 A | 8.65- 79 | 443046 | 343088 | 553019 |  | 443045 | 343087 | 553017 |  |
| | | | | | 1,3 | | | | 0,5 |
| Buggy 1300, 1500 Chassis | 70- 79 | | | 553019 |  | | | 553017 |  |
| | | | | | 1,3 | | | | 0,5 |

*Excel-G is a new name of SUPER
Excel-G ist der neue Name für SUPER
Excel-G est le nom nouveau pour SUPER


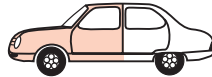


| MODEL FAHRZEUG MODELE | YEAR JAHR ANNEE | FRONT/VORNE/AVANT | | | | REAR/HINTEN/ARRIERE | | | |
|--|-------------------------------------|-------------------|--|--------------------------------|---------------|--------------------------|------------------------------|--------------------------------|---------------|
| | | PREMIUM Oil | EXCEL-G* Twin-tube Gas | GAS-A-JUST Mono-tube Gas | | PREMIUM Oil | EXCEL-G* Twin-tube Gas | GAS-A-JUST Mono-tube Gas | |
| Volkswagen (D) | | | | | | | | | |
| Käfer/Beetle/Coccinelle/Kever | | | | | | | | | |
| Type I (🚗 double articulated axle) 1300, 1300 A, 1500, 1500 A | 5.67- 79 | 443046 | 343088 | 553019 | ⊥ ⊖ 1,3 | 443047 | 343053 | 553018 | ⊖ ⊖ 0,5 |
| Buggy (🚗 double articulated axle) 1300, 1300 A, 1500, 1500 A | 70- 79 | | | 553019 | ⊥ ⊖ 1,3 | | | 553018 | ⊖ ⊖ 0,5 |
| Type I 1302, S, LS 1303, S | 8.70- 7.73 9.72- 7.73 | 663007 | 363012 | | ⊥ 2,6 | 443047 | 343053 | 553018 | ⊖ ⊖ 0,5 |
| Type I 1303 | 8.73- 4.75 | 663008 | 363002 | | ⊥ 2,6 | 443047 | 343053 | 553018 | ⊖ ⊖ 0,5 |
| Type III 1600, A, L, TL Incl. 🚗 | 8.67- 73 | 443044 | 343086 | 553016 | ⊖ ⊖ | 443047 | 343053 | 553018 | ⊖ ⊖ 0,5 |
| Lupo | | | | | | | | | |
| 1.0, 1.4, 1.4TDi, 1.7SDi (6X) | 98- | 633950 | 333950 | | ⊕ 1,5 | | 343309 | | ⊥ ⊖ |
| 1.6 GTi (6X) | 98- | 633950 | 333950 | | ⊕ 1,5 | | 343309 | | ⊥ ⊖ |
| New Beetle (1C, 9C) | | | | | | | | | |
| | 1.98- | | 334220▼ 334812 <u>324016</u> | | ⊕ | | 343280 | 553206 <u>243037</u> | ⊥ ⊖ |
| Passat, Santana Exc. 🚗 | | | | | | | | | |
| Passat 🚗 | 7.73-10.80 | 664001 | 364001 | | ⊥ 2,6 | 443048 | 343027 | 554019 | ⊖ ⊖ 0,5 |
| Passat Variant 🚗 | 73- 2.81 | 664001 | 364001 | | ⊥ 2,6 | 443049 | 343089 | 554018 | ⊖ ⊖ 0,5 |
| Passat 🚗 Passat Variant 🚗 Santana 🚗 → 32D155757 | 11.80- 3.83 3.81- 83 82- 3.83 | 665030 | 365008 <u>375008</u> | | ⊥ 2,6 | 443164 ³⁾ | 343043 ³⁾ | 551039 ¹⁾ | ⊥ ⊖ 1,1 |
| Passat 🚗 Passat Variant 🚗 Santana 🚗 32D155758 → | 4.83- 3.88 | 665030 | 365008 <u>375008</u> | | ⊥ 2,6 | 443209 ³⁾ | 343206 ³⁾ | 551038 ¹⁾ | ⊥ ⊖ 1,1 |

























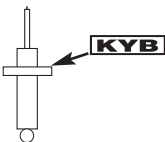

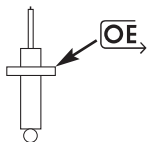

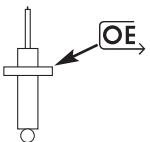
























| MODEL FAHRZEUG MODELE | YEAR JAHR ANNEE | FRONT/VORNE/AVANT | | |  | REAR/HINTEN/ARRIERE | | |  |
|--|---------------------------|---|--|---|---|--------------------------------|------------------------------|---|---|
| | | PREMIUM Oil | EXCEL-G* Twin-tube Gas | GAS-A-JUST Mono-tube Gas | | PREMIUM Oil | EXCEL-G* Twin-tube Gas | GAS-A-JUST Mono-tube Gas | |
| Volkswagen (D) | | | | | | | | | |
| Passat, Santana Exc.  | | | | | | | | | |
| Syncro  | 8.84- 8.88 | | 365008 375008 RN-002  SM1702 |  2,6 | | | 551063 ¹⁾ |  1,4 | |
| Passat  2WD  ALL Variant  ALL Exc. 2.8-VR6,  | 4.88- 7.91 6.88- 7.91 | 665064 ²⁾ RN-002 915401  SM1700 634950 334950 915401  SM1700 | 365070 ²⁾ RN-002  SM1700 334950  SM1700 |  1,5 | 443246 ³⁾ SP-001 915408 | 343223 ³⁾ SP-001 | |  1,7 | |
| Passat  2WD  ALL, Variant  ALL  No → P-026435 Exc. 2.8-VR6,  | 8.91- 92 | 634950 334950 915401  SM1700 | 334950  SM1700 |  1,5 | 443246 ³⁾ SP-001 915408 | 343223 ³⁾ SP-001 | |  1,7 | |
| Passat  2WD  ALL, Variant  ALL  No P-026436 → Exc. 2.8-VR6,  | 92- 96 | 634951 334951 915407  SM1704 | 334951  SM1704 |  1,5 | 443246 ³⁾ SP-001 915408 | 343223 ³⁾ SP-001 | |  1,7 | |
| 2.8 VR6  ALL Exc. Syncro,  | 8.91- 96 | 634951 334951 915407  SM1704 | 334951  SM1704 |  1,5 | 443246 ³⁾ SP-001 915408 | 343223 ³⁾ SP-001 | |  1,7 | |
| Passat Syncro  4WD 1.8 G60/2.0  ALL 1.8 G60/2.0  ALL | 9.89- 7.91 10.90- 7.91 | 665064 ²⁾ RN-002 634950 334950  SM1700  SM1700 | 365070 ²⁾ RN-002  SM1700 334950  SM1700 |  1,5 | | | 551063 ¹⁾ |  1,7 | |
| Passat Exc.  | | | | | | | | | |
| Passat Syncro  4WD  ALL,  ALL 1.8-G60, 2.0  No → P-026435 | 8.91- 92 | 634950 334950  SM1700 | 334950  SM1700 |  1,5 | | | 551063 ¹⁾ |  1,7 | |
| Passat Syncro  4WD  ALL,  ALL 1. 8-G60, 2. 0  No P-026436 → | 92- 96 | 634951 334951  SM1704 | 334951  SM1704 |  1,5 | | | 551063 ¹⁾ |  1,7 | |
| 2.8 VR6 Syncro  4WD  ALL,  ALL Exc.  | 8.91- 96 | 634951 334951  SM1704 | 334951  SM1704 |  1,5 | | | 551063 ¹⁾ |  1,7 | |
| 1)  KYB 2)  3)  OE (SP-001) | | | | | | | | | |

*Excel-G is a new name of SUPER
Excel-G ist der neue Name für SUPER
Excel-G est le nom nouveau pour SUPER


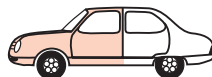





















































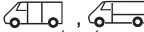





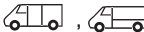





| MODEL FAHRZEUG MODELE | YEAR JAHR ANNEE | FRONT/VORNE/AVANT | | | | REAR/HINTEN/ARRIERE | | | |
|--|-----------------------|-------------------|--|--------------------------------|--|--|--|--------------------------------|--|
| | | PREMIUM Oil | EXCEL-G* Twin-tube Gas | GAS-A-JUST Mono-tube Gas | | PREMIUM Oil | EXCEL-G* Twin-tube Gas | GAS-A-JUST Mono-tube Gas | |
| Volkswagen (D) | | | | | | | | | |
| Passat Exc. | | | | | | | | | |
| Exc. Sport sus. | 97- | | 341207 ²⁾ | | | | 343281 Exc. | 553207 | |
| Sport sus. | 97- | | 341207 ²⁾ | | | | | 553207 Exc. | |
| Incl. Sport sus. | 97- | | 341207 ²⁾ | | | | | | |
| Passat | | | | | | | | | |
| Syncro | 8.84- 8.88 | | 365008 375008 | | | | | 551063 ¹⁾ | |
| Syncro 1.8-G60, 2.0 | 9.89- 92 | | 334950 | | | | | | |
| Syncro 1.8-G60, 2.0 | 92- 96 | | 334951 | | | | | | |
| 1) 2) | | | | | | | | | |
| Polo, Derby | | | | | | | | | |
| Polo (Exc. G40) Derby | 75- 94 7.76- 86 | 663035 | 363043 373025 | | | 441019 ¹⁾ 443165 ²⁾ | 341023 ¹⁾ 343165 ²⁾ 351004 ¹⁾ | 551015 ¹⁾ | |
| 1.0, 1.05, 1.3, 1.4, 1.6, 1.7SDI, 1.9D, 1.9SDI | 9.94- | 633950 | 333950 SM1704 ⁴⁾ SM1707 ⁵⁾ | | | | 343274 ²⁾ | | |
| 1.6 GTi | 99- | | | | | | 343274 ²⁾ | | |
| Classic 1.4, 1.6, 1.7 SDI | 95- | 633950 | 333950 SM1704 ⁴⁾ SM1707 ⁵⁾ | | | | 343274 ²⁾ | | |
| Classic 1.9 SDI, 1.9 TDI | 95- | 634950 | 334950 SM1704 ⁴⁾ SM1707 ⁵⁾ | | | | 343274 ²⁾ | | |



















































| MODEL FAHRZEUG MODELE | YEAR JAHR ANNEE | FRONT/VORNE/AVANT | | |  | REAR/HINTEN/ARRIERE | | |  |
|--|-----------------------|-------------------------|---|---|--|--|------------------------------|---|--|
| | | PREMIUM Oil | EXCEL-G* Twin-tube Gas | GAS-A-JUST Mono-tube Gas | | PREMIUM Oil | EXCEL-G* Twin-tube Gas | GAS-A-JUST Mono-tube Gas | |
| Volkswagen (D) | | | | | | | | | |
| Polo Variant  | | | | | | | | | |
| 1.4,1.6 1.7 SDI,1.9 SDI | 97- | 633950 | 333950  SM1704 ⁴⁾  SM1707 ⁵⁾ |  1,5 | 443296 ²⁾ | 343297 ²⁾ | |  ⊥ ⊖ | |
| 1.9 TDI (66kw,81kw) | 97- | 634950 | 334950  SM1704 ⁴⁾  SM1707 ⁵⁾ |  1,5 | 443296 ²⁾ | 343297 ²⁾ | |  ⊥ ⊖ | |
| Scirocco | | | | | | | | | |
|  Exc. GTI,GLI,GTX | 74- 92 | 663009 <u>RN-001</u> | 363001 <u>373012</u> <u>RN-001</u>  915402  SM1706 |  1,5 | 441018 ¹⁾ 443172 ³⁾ | 341007 ¹⁾ 343169 ³⁾ <u>351007¹⁾</u>  915700 | 551014 ¹⁾ |  ⊥ ⊖ 0,5 | |
| GTI,GLI,GTX Exc. 16V | 74- 92 | | 363001 <u>373012</u> <u>RN-001</u>  915402  SM1706 |  1,5 | | 341007 ¹⁾ 343169 ³⁾ <u>351007¹⁾</u>  915700 | 551014 ¹⁾ |  ⊥ ⊖ 0,5 | |
| 1)   2)   3)   (SF001) 4)  → 6KX610000 5)  → 6KX610000 → | | | | | | | | | |
| Sharan (7M) | | | | | | | | | |
|    Incl. Sport sus.,  | 9.95- | | 334947  SM1704 |  ⊥ ⊖ | | 343319 | 553244 |  ⊥ ⊖ | |
| Taro | | | | | | | | | |
|  1.8, 2.2, 2.4 Diesel | 2.89-10.91 | 443214 | 343198 | 553117 |  ⊥ ⊖ 0,8 | 443217 | 343199 | 553118 |  ⊖ ⊖ 0,8 |
|  1.8, 2.2, 2.4 Diesel | 10.91- | 443214 | 343198 | 553117 |  ⊥ ⊖ 0,8 | 443259 | 343252 | 553209 |  ⊖ ⊖ 0,8 |
|   | 2.89- | 443106 | 343195 | 553110 |  ⊥ ⊖ | 443257 L,R | 343253 L,R | 553190 L,R |  ⊖ ⊖ 0,8 |
|   | 2.89- | 444103 | 344202 | 554069 |  ⊥ ⊖ 0,7 | 443257 L 443254 R | 343253 L 343246 R | 553190 L 553191 R |  ⊖ ⊖ |

*Excel-G is a new name of SUPER
Excel-G ist der neue Name für SUPER
Excel-G est le nom nouveau pour SUPER


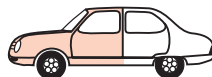


| MODEL FAHRZEUG MODELE | YEAR JAHR ANNEE | FRONT/VORNE/AVANT | | |   | REAR/HINTEN/ARRIERE | | |   |
|---|-----------------------|---|---|--------------------------------|---|---------------------|------------------------------|--------------------------------|---|
| | | PREMIUM Oil | EXCEL-G* Twin-tube Gas | GAS-A-JUST Mono-tube Gas | | PREMIUM Oil | EXCEL-G* Twin-tube Gas | GAS-A-JUST Mono-tube Gas | |
| Volkswagen (D) | | | | | | | | | |
| Type 181 | | | | | | | | | |
| Type 181 Jagdwagen | 10.72- | | | | | 443047 | 343053 | |  |
| Volkswagen Commercial (D) | | | | | | | | | |
| Golf Caddy | | | | | | | | | |
|  | 11.82- 95 | 663009  | 363001  | |  1,5 | 441074 | | |   1,0 |
| | |  |  | SM1706 | | | | | |
| Polo Caddy  | | | | | | | | | |
| 1.4, 1.6 (9K) 1.9 SD, 1.9 SDI, 1.9 TDI (42kw, 66kw) | 96- | 633950 | 333950 | |  1,5 | 443287 | | 553231 |   |
| | | |  | SM1704 | | | | | |
| Transporter, Bus, Caravelle, Multivan | | | | | | | | | |
| Type II  | 65- 5.67 | 443045 | 343087 | |   | 443045 | 343087 | |   |
| Type II  | 6.67- 6.69 | 443044 | 343086 | |   | 444002 | 344031 | 554060 |   |
| Type II  | 7.69- 78 | 443051 | 343181 | 553132 |   | 444002 | 344031 | 554060 |   |
| Type II  | 12.73- 79 | 443052 | | |   | 443053 | | |   |
| Type II   | 80- 7.90 | 445019 | 345006 | 551049 |   0,9 | 445020 | | 554066 |   0,5 |
| Type IV (T4) Incl. Syncro  Caravelle, Multivan  Exc.  | 9.90- 93- | 444119 | 344261 | |   0,8 | | | 345900 |   0,5 |
| Transporter LT Series | | | | | | | | | |
|  LT 28/31/35  → 28D007273 | 75-11.82 | 444050 | | |   0,7 | 444051 | | |   0,5 |
|  LT 28/28 D/31/31 D/35/35 D  28D007274 → | 83- 96 | 444050 | | |   0,7 | 444096 | | |   0,5 |



| MODEL FAHRZEUG MODELE | YEAR JAHR ANNEE | FRONT/VORNE/AVANT | | |  | REAR/HINTEN/ARRIERE | | |  |
|--|-----------------------|----------------------|--|--------------------------------|--|---------------------|------------------------------|--------------------------------|--|
| | | PREMIUM Oil | EXCEL-G* Twin-tube Gas | GAS-A-JUST Mono-tube Gas | | PREMIUM Oil | EXCEL-G* Twin-tube Gas | GAS-A-JUST Mono-tube Gas | |
| Volkswagen Commercial (D) | | | | | | | | | |
| Transporter LT Series | | | | | | | | | |
|  ,  LT 28 ( 1350kg -  1600kg) LT 35 ( 1350kg -  1600kg) Incl.  | 5.96- | | 335915 | |  | 444161 | | |  |
|  ,  LT 35 ( 1750kg) Incl.  | 5.96- | | 335914 | |  | 444161 | | |  |
|  ,  LT 46 ( 1350kg -  1600kg) Incl.  | 5.96- | | 335915 | |  | | | |  |
|  ,  LT 46 ( 1750kg) | 5.96- | | 335914 | |  | | | |  |
| Volvo (S) | | | | | | | | | |
| 66 | | | | | | | | | |
| DAF 66 Volvo 66 | 72- 76- | 665009 | | |  | 443063 | | |  |
| 242, 244, 245, 264, 265, 240, 260 Series  ,  | | | | | | | | | |
|  ALL Exc. GLT, GLE, Turbo | 74- 93 | 665008 | 365006  913116 | |  1,7 | 443062 | 343010 | 554021 |  0,4 |
| GLT, GLE, Turbo | 9.80- 93 | | | |  | 443062 | 343010 | 554021 |  0,4 |
| 300 Series | | | | | | | | | |
| 343, 345 340, 360 | 76- 8.82 82- | 665010 | 365065 | |  1,8 | 443050 | 343090 | 553157 |  0,4 |
| 400 Series | | | | | | | | | |
| 440 (KX)  460 (LX)  | 8.88- 8.89- | 633123 L 633122 R | 333101 L 333100 R | |  2,3 | 443252 | 343243 | 553169 |  |
| 480 (EX)  | 85- | 633124 | 333102 | |  2,3 | | 343243 | 553169 |  |

*Excel-G is a new name of SUPER
Excel-G ist der neue Name für SUPER
Excel-G est le nom nouveau pour SUPER


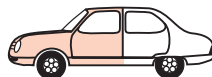






































| MODEL FAHRZEUG MODELE | YEAR JAHR ANNEE | FRONT/VORNE/AVANT | | | | REAR/HINTEN/ARRIERE | | | |
|----------------------------------|-----------------------|-------------------|------------------------------|--------------------------------|---------|---------------------|------------------------------|--------------------------------|---------|
| | | PREMIUM Oil | EXCEL-G* Twin-tube Gas | GAS-A-JUST Mono-tube Gas | | PREMIUM Oil | EXCEL-G* Twin-tube Gas | GAS-A-JUST Mono-tube Gas | |
| Volvo (S) | | | | | | | | | |
| 740, 760 | | | | | | | | | |
| → 81679 | 2.82- 4.84 | | | | 1,7 | 444082 | 344056 Exc. | 554054 | 0,4 |
| Exc. Turbo, Turbo -16V 81680→ | 5.84- 7.87 | 665055 913117 | 365053 | | 1,7 | 444082 | 344056 Exc. | 554054 | 0,4 |
| Turbo Exc. Turbo -16V 81680→ | 5.84- 7.87 | | 365053 913117 | | 1,7 | | 344056 Exc. | 554054 | 0,4 |
| 740 Exc. Turbo, Turbo -16V | 8.87- 92 | 665055 913117 | 365053 | | 1,7 | 444082 | 344056 Exc. | 554054 | 0,4 |
| 740 Turbo Exc. Turbo -16V | 8.87- 92 | | 365053 913117 | | 1,7 | | 344056 Exc. | 554054 | 0,4 |
| 760 Exc. Turbo | 8.87- 92 | 665055 913117 | 365053 | | 1,7 | | OE = | | |
| 740 Turbo -16V, 760 Turbo | 8.87- 92 | | 365053 913117 | | 1,7 | | OE = | | |
| 740, 745, 760 | | | | | | | | | |
| Exc. Turbo | 2.85- 92 | 665055 913117 | 365053 | | 1,7 | 444082 | 344056 Exc. | 554054 | 0,4 |
| Turbo | 2.85- 92 | | 365053 913117 | | 1,7 | | 344056 Exc. | 554054 | 0,4 |
| 780 | | | | | | | | | |
| Exc. Turbo | 85- 7.87 | 665055 913117 | 365053 | | 1,7 | 444082 | 344056 Exc. | 554054 | 0,4 |
| Turbo | 85- 7.87 | | 365053 913117 | | 1,7 | | 344056 Exc. | 554054 | 0,4 |
| Exc. Turbo | 8.87- 91 | 665055 913117 | 365053 | | 1,7 | | OE = | | |
| Turbo | 8.87- 91 | | 365053 913117 | | 1,7 | | OE = | | |
| 850 | | | | | | | | | |
| (LS) (LW) Exc. | 91- 97 92- 97 | 634908 | | | | | 344230 Exc. | | 0,8 |



| MODEL FAHRZEUG MODELE | YEAR JAHR ANNEE | FRONT/VORNE/AVANT | | | | REAR/HINTEN/ARRIERE | | | |
|---|-----------------------|-------------------|------------------------------|--------------------------------|---------|---------------------|------------------------------|--------------------------------|---------|
| | | PREMIUM Oil | EXCEL-G* Twin-tube Gas | GAS-A-JUST Mono-tube Gas | | PREMIUM Oil | EXCEL-G* Twin-tube Gas | GAS-A-JUST Mono-tube Gas | |
| Volvo (S) | | | | | | | | | |
| 940 | | | | | | | | | |
| Exc. Turbo, Turbo -16V | 90- 96 | 665055 | 365053 913117 | | 1,7 | 444082 | 344056 Exc. | 554054 | 0,4 |
| Turbo Exc. Turbo -16V | 90- 96 | | 365053 913117 | | 1,7 | | 344056 Exc. | 554054 | 0,4 |
| Turbo -16V | 90- 96 | | 365053 913117 | | 1,7 | | OE = | | |
| 960 | | | | | | | | | |
| Exc. Turbo | 90- 94 | 665055 | 365053 913117 | | 1,7 | | OE = | | |
| Turbo | 90- 94 | | 365053 913117 | | 1,7 | | OE = | | |
| Exc. Turbo | 90- 94 | 665055 | 365053 913117 | | 1,7 | 444082 | 344056 Exc. | 554054 | 0,4 |
| Turbo | 90- 94 | | 365053 913117 | | 1,7 | | 344056 Exc. | 554054 | 0,4 |
| Amazon | | | | | | | | | |
| P 121, P 122, P 122 S, P 131, P 132 | 57- 70 | 443056 | | 553020 | | 443057 | | 553021 | |
| P 121, P 221 | 62- 70 | 443056 | | | | 443058 | | | |
| P 142, P 144, P 145, P 164 | | | | | | | | | |
| P 142, P 144, P 164 + S P 145, P 145 S | 66- 8.71 67- 8.71 | 443059 | | | | 443060 | | | |
| P 142, P 144, P 164 + S P 145, P 145 S | 9.71- 8.74 | 443059 | 343011 | 553022 | | 443061 | 343012 | 554020 | |
| PV 444, PV 544, P 210 | | | | | | | | | |
| PV 444, PV 544 | 45- 66 | 443054 | | | | 443055 | | | |
| PV 445, P 210 | 57- 63 | 443054 | | | | | | | |

*Excel-G is a new name of SUPER
Excel-G ist der neue Name für SUPER
Excel-G est le nom nouveau pour SUPER



| MODEL FAHRZEUG MODELE | YEAR JAHR ANNEE | FRONT/VORNE/AVANT | | |  | REAR/HINTEN/ARRIERE | | |  |
|---|-----------------------|-------------------|------------------------------|--------------------------------|---|---------------------|--|--------------------------------|--|
| | | PREMIUM Oil | EXCEL-G* Twin-tube Gas | GAS-A-JUST Mono-tube Gas | | PREMIUM Oil | EXCEL-G* Twin-tube Gas | GAS-A-JUST Mono-tube Gas | |
| Volvo (S) | | | | | | | | | |
| S 40  , V 40  | | | | | | | | | |
|  Incl.  ABS Exc. Sport sus. | 5.95- 6.99 | | 334155 L 334154 R | |  | | 341204 Exc.  | |  |
|  Sport sus.  Incl.  ABS | 5.95- 6.99 | | 334175 L 334174 R | |  | | 341217 Exc.  | |  |
| S70  , V70  , C70  | | | | | | | | | |
|    Exc.  | 97- 2.00 | 634908 | | |  | | 344230 Exc.  | |  0,8 |
| Wartburg (D) | | | | | | | | | |
|   1000, 313, 353, 353 Tourist | 57- | 443145 | 343108 | 553133 |  | 443145 | 343108 | 553133 |  |
| Barkas | 62- 65 | 443030 | 343049 | 554012 |  | 443030 | 343049 | 554012 |  |
| Zastava (YU) | | | | | | | | | |
| 101/1100  | | 633004 | 333013 | |  1,1 | 633005 | 333015 | |  1,0 |
| Yugo 45, 55, 65 | 80- | | 333043 | |  | 633005 | 333015 | |  |